

Graphs & Charts

09/01/2024 - 09/30/2024

MTC

Dated: 10/25/2024

Portfolio Characteristics

Risk Metric	Value
Cash	1,398,863.74
MMFund	1,634,668,004.40
Fixed Income	3,274,191,806.61
Duration	0.591
Convexity	-0.001
WAL	0.734
Years to Final Maturity	0.764
Years to Effective Maturity	0.726
Yield	4.403
Book Yield	4.125
Avg Credit Rating	AAA/Aaa/AAA

Entity Ownership

Entity	% of Market Value + Accrued	Market Value + Accrued	Yield	Days to Final Maturity
BATA	62.849%	3,086,055,349.24	4.260	402
MTC	20.222%	992,935,391.34	4.463	127
BAIFA	4.934%	242,254,113.23	4.966	8
FASTRAK	3.945%	193,694,542.48	5.033	0
CLIPPER	3.366%	165,255,892.57	4.680	0
BART	2.772%	136,124,515.50	4.550	21
BAHA	0.801%	39,354,914.50	4.971	0
BAHFA	0.795%	39,032,560.62	5.055	0
SAFE	0.317%	15,551,395.25	4.905	0
Total	100.000%	4,910,258,674.74	4.403	279

Issuer Concentration (%)

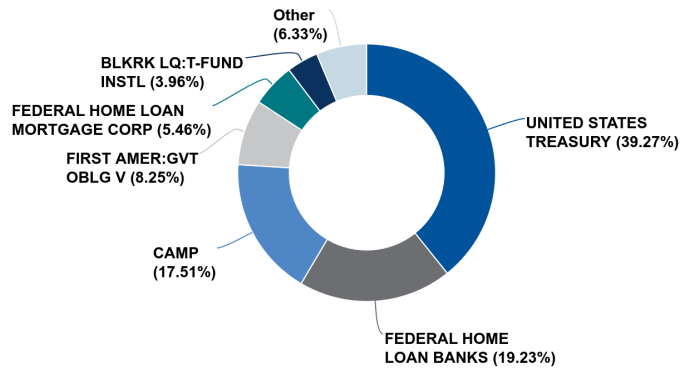


Chart calculated by: Base Market Value + Accrued

Security Type (%)

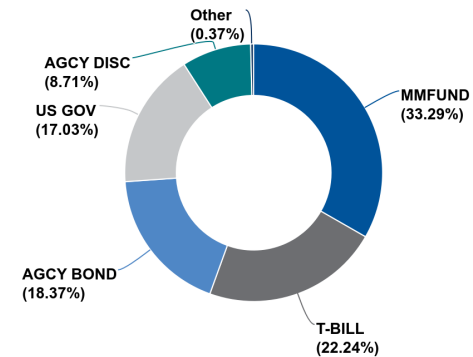
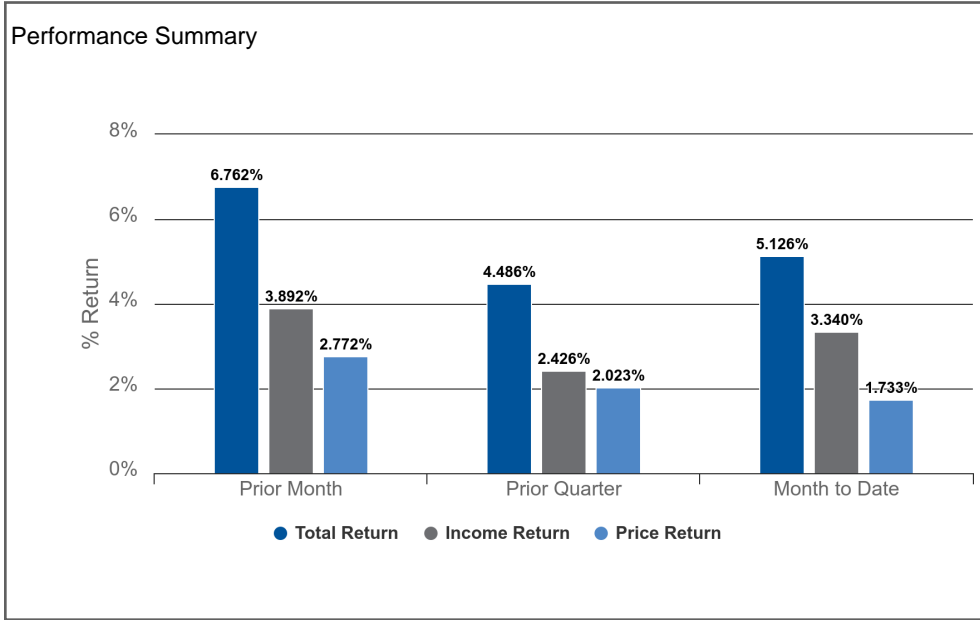
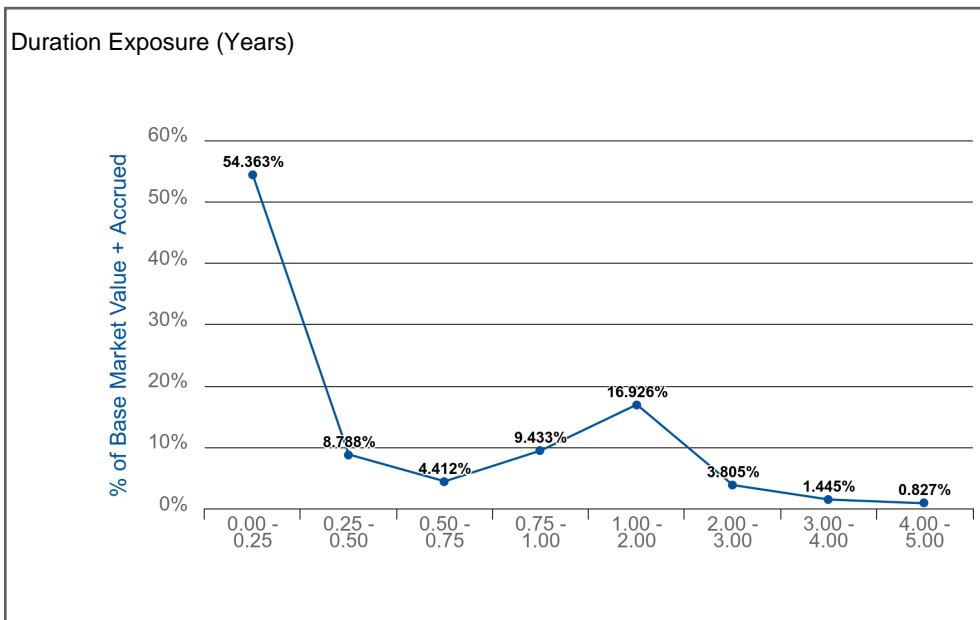


Chart calculated by: Base Market Value + Accrued



Credit Duration

Rating	0 - 1	1 - 2	2 - 3	3 - 4	4 - 5	5 - 7	7 - 10	10 - 15	15 - 30
AAA	64.156%	0.000%	0.000%	0.000%	0.000%	0.000%	0.000%	0.000%	0.000%
AA	12.396%	16.926%	3.805%	1.445%	0.827%	0.000%	0.000%	0.000%	0.000%
A	0.000%	0.000%	0.000%	0.000%	0.000%	0.000%	0.000%	0.000%	0.000%
BBB	0.000%	0.000%	0.000%	0.000%	0.000%	0.000%	0.000%	0.000%	0.000%
BB	0.000%	0.000%	0.000%	0.000%	0.000%	0.000%	0.000%	0.000%	0.000%
B	0.000%	0.000%	0.000%	0.000%	0.000%	0.000%	0.000%	0.000%	0.000%
CCC	0.000%	0.000%	0.000%	0.000%	0.000%	0.000%	0.000%	0.000%	0.000%
CC	0.000%	0.000%	0.000%	0.000%	0.000%	0.000%	0.000%	0.000%	0.000%
C	0.000%	0.000%	0.000%	0.000%	0.000%	0.000%	0.000%	0.000%	0.000%
NA	0.445%	0.000%	0.000%	0.000%	0.000%	0.000%	0.000%	0.000%	0.000%



Portfolio Management

Base Currency: USD As of 09/30/2024

MTC

Dated: 10/25/2024

Description	Security Type	Original Units	Original Cost	Market Value + Accrued	Days to Final Maturity	Yield	% of Market Value + Accrued
UNITED STATES TREASURY	---	1,939,815.000	1,907,952.591	1,928,041.348	322	4.186	39.27%
FEDERAL HOME LOAN BANKS	---	969,255.000	962,148.801	944,335.635	436	4.107	19.23%
CAMP	MMFUND	859,988.428	859,988.428	859,988.428	0	5.080	17.51%
FIRST AMER:GVT OBLG V	MMFUND	405,025.611	405,025.611	405,025.611	0	4.680	8.25%
FEDERAL HOME LOAN MORTGAGE CORP	---	273,890.000	273,773.264	267,930.397	474	4.053	5.46%
BLKRK LQ:T-FUND INSTL	MMFUND	194,235.039	194,235.039	194,235.039	0	4.850	3.96%
BLKRK LQ:TREAS INSTL	MMFUND	135,437.561	135,437.561	135,437.561	0	4.870	2.76%
FEDERAL NATIONAL MORTGAGE ASSOCIATION	---	89,823.000	89,653.360	88,639.608	162	4.346	1.81%
MORG STAN I LQ:GV I	MMFUND	34,825.935	34,825.935	34,825.935	0	4.850	0.71%
FEDERAL FARM CREDIT BANKS FUNDING CORP	AGCY BOND	28,275.000	28,311.060	28,527.631	667	4.732	0.58%
BAY AREA AIR QUALITY MGMT DIST CALIF CTFS PARTN	MUNI	16,700.000	16,700.000	16,717.187	10624	4.200	0.34%
LAIF	MMFUND	5,155.431	5,155.431	5,155.431	0	4.580	0.10%
Receivable	CASH	1,398.864	1,398.864	1,398.864	0	0.000	0.03%
---	---	4,953,824,868	4,914,605,944	4,910,258,675	279	4.403	100.00%

* Grouped by: Description. * Groups Sorted by: % of Market Value + Accrued. * Weighted by: Market Value + Accrued. * Holdings Displayed by: Position.

Investment Report Holding

Base Currency: USD As of 09/30/2024

MTC

Dated: 10/25/2024

CUSIP	Description	Final Maturity	Original Units	Original Cost	Market Value + Accrued	Yield
31846V443	FIRST AMER:GVT OBLG V	09/30/2024	405,025,610.53	405,025,610.53	405,025,610.53	4.680
CAMP - BATA	CAMP	09/30/2024	859,988,428.41	859,988,428.41	859,988,428.41	5.080
09248U718	BLKRRK LQ:T-FUND INSTL	09/30/2024	194,235,038.58	194,235,038.58	194,235,038.58	4.850
X9USDBLYT	BLKRRK LQ:TREAS INSTL	09/30/2024	135,437,560.54	135,437,560.54	135,437,560.54	4.870
61747C707	MORG STAN I LQ:GV I	09/30/2024	34,825,934.96	34,825,934.96	34,825,934.96	4.850
MTC LAIF	LAIF	09/30/2024	720,583.34	720,583.34	720,583.34	4.580
MTC-SAFE LAIF	LAIF	09/30/2024	4,307,072.45	4,307,072.45	4,307,072.45	4.580
BATA LAIF	LAIF	09/30/2024	127,775.59	127,775.59	127,775.59	4.580
CCYUSD	Receivable	09/30/2024	1,398,863.74	1,398,863.74	1,398,863.74	0.000
313396J38	FEDERAL HOME LOAN MORTGAGE CORP	10/03/2024	20,000,000.00	19,883,263.89	19,992,200.00	4.760
313384J42	FEDERAL HOME LOAN BANKS	10/04/2024	1,120,000.00	1,087,431.34	1,119,417.60	4.760
313588J48	FEDERAL NATIONAL MORTGAGE ASSOCIATION	10/04/2024	20,000,000.00	19,941,316.67	19,989,600.00	4.760
912797LS4	UNITED STATES TREASURY	10/08/2024	93,000,000.00	92,391,637.37	92,915,370.00	4.156
912797KT3	UNITED STATES TREASURY	10/10/2024	40,000,000.00	39,542,376.94	39,953,600.00	4.239
313384K32	FEDERAL HOME LOAN BANKS	10/11/2024	22,500,000.00	22,307,777.08	22,468,050.00	4.731
91282CDB4	UNITED STATES TREASURY	10/15/2024	1,900,000.00	1,848,863.28	1,902,395.26	4.585
912797LT2	UNITED STATES TREASURY	10/15/2024	70,000,000.00	69,109,150.83	69,871,900.00	4.461
912797KU0	UNITED STATES TREASURY	10/17/2024	84,900,000.00	83,468,310.88	84,722,754.00	4.492
313588K95	FEDERAL NATIONAL MORTGAGE ASSOCIATION	10/17/2024	30,000,000.00	29,893,800.00	29,934,000.00	4.747
912797LU9	UNITED STATES TREASURY	10/22/2024	40,000,000.00	39,360,580.56	39,890,000.00	4.575
91282CFQ9	UNITED STATES TREASURY	10/31/2024	2,700,000.00	2,672,429.69	2,748,110.74	4.870
912797MA2	UNITED STATES TREASURY	11/05/2024	186,000,000.00	184,657,490.00	185,159,280.00	4.604
313384N47	FEDERAL HOME LOAN BANKS	11/05/2024	50,000,000.00	49,750,833.33	49,774,000.00	4.616
912797LC9	UNITED STATES TREASURY	11/07/2024	95,300,000.00	94,361,411.11	94,840,031.00	4.659
313384N70	FEDERAL HOME LOAN BANKS	11/08/2024	63,000,000.00	62,349,116.66	62,691,300.00	4.621
912797LD7	UNITED STATES TREASURY	11/14/2024	20,000,000.00	19,636,286.11	19,886,000.00	4.650
912828G38	UNITED STATES TREASURY	11/15/2024	25,925,000.00	25,420,296.88	26,062,108.02	4.793
912797LE5	UNITED STATES TREASURY	11/21/2024	9,760,000.00	9,531,566.76	9,695,974.40	4.635
912797LF2	UNITED STATES TREASURY	12/05/2024	35,000,000.00	34,278,922.22	34,714,400.00	4.550
313384S34	FEDERAL HOME LOAN BANKS	12/06/2024	20,000,000.00	19,626,861.11	19,834,400.00	4.561
313384S91	FEDERAL HOME LOAN BANKS	12/12/2024	5,000,000.00	4,902,796.53	4,954,900.00	4.564
91282CDN8	UNITED STATES TREASURY	12/15/2024	18,000,000.00	17,551,800.00	17,920,994.75	4.555
912797MP9	UNITED STATES TREASURY	12/17/2024	20,000,000.00	19,702,490.56	19,808,200.00	4.531
313384T74	FEDERAL HOME LOAN BANKS	12/18/2024	10,000,000.00	9,897,500.00	9,902,400.00	4.566
912797LX3	UNITED STATES TREASURY	01/09/2025	35,000,000.00	34,115,739.59	34,567,750.00	4.519
313385AK2	FEDERAL HOME LOAN BANKS	01/10/2025	34,600,000.00	33,837,674.12	34,171,998.00	4.494
91282CDS7	UNITED STATES TREASURY	01/15/2025	4,700,000.00	4,592,781.25	4,664,771.20	4.557
912797MJ3	UNITED STATES TREASURY	02/06/2025	10,000,000.00	9,841,050.00	9,844,000.00	4.484
912828J27	UNITED STATES TREASURY	02/15/2025	63,310,000.00	61,910,648.31	62,879,767.25	4.524
912797KA4	UNITED STATES TREASURY	02/20/2025	47,000,000.00	45,868,973.61	46,193,580.00	4.468
3134GWE7	FEDERAL HOME LOAN MORTGAGE CORP	02/26/2025	10,100,000.00	10,100,000.00	9,951,678.69	4.367
91282CGN5	UNITED STATES TREASURY	02/28/2025	12,680,000.00	12,582,786.73	12,739,445.00	4.430
3135GACU3	FEDERAL NATIONAL MORTGAGE ASSOCIATION	02/28/2025	1,652,000.00	1,647,440.48	1,654,290.77	4.549
3134GWC95	FEDERAL HOME LOAN MORTGAGE CORP	03/03/2025	10,000,000.00	10,000,000.00	9,850,511.11	4.267
912797MM6	UNITED STATES TREASURY	03/06/2025	83,000,000.00	81,395,969.03	81,444,580.00	4.440
313385CT1	FEDERAL HOME LOAN BANKS	03/07/2025	20,000,000.00	19,500,200.00	19,637,400.00	4.266
91282CED9	UNITED STATES TREASURY	03/15/2025	30,000,000.00	29,404,687.50	29,679,104.42	4.297
3130ARET4	FEDERAL HOME LOAN BANKS	03/24/2025	60,000,000.00	60,000,000.00	59,436,783.33	4.408
3130B0HC6	FEDERAL HOME LOAN BANKS	04/14/2025	2,100,000.00	2,100,000.00	2,105,995.50	5.098
91282CEU1	UNITED STATES TREASURY	06/15/2025	56,775,000.00	55,980,039.07	56,743,307.01	4.180
313385HR0	FEDERAL HOME LOAN BANKS	07/03/2025	137,000,000.00	132,777,051.50	133,046,180.00	3.904
912797LW5	UNITED STATES TREASURY	07/10/2025	50,000,000.00	48,429,194.50	48,474,500.00	4.030

Investment Report Holding

Base Currency: USD As of 09/30/2024

MTC

Dated: 10/25/2024

CUSIP	Description	Final Maturity	Original Units	Original Cost	Market Value + Accrued	Yield
91282CEY3	UNITED STATES TREASURY	07/15/2025	2,000,000.00	1,960,328.68	1,996,437.39	4.052
912797MG9	UNITED STATES TREASURY	08/07/2025	186,000,000.00	179,644,021.67	179,802,480.00	4.012
3134GWD52	FEDERAL HOME LOAN MORTGAGE CORP	09/02/2025	16,300,000.00	16,300,000.00	15,820,091.78	4.025
3134GWA55	FEDERAL HOME LOAN MORTGAGE CORP	09/09/2025	30,000,000.00	30,000,000.00	29,012,616.67	4.297
91282CFK2	UNITED STATES TREASURY	09/15/2025	125,000,000.00	124,341,796.83	124,624,620.16	3.987
3136G44L4	FEDERAL NATIONAL MORTGAGE ASSOCIATION	09/25/2025	35,000,000.00	35,000,000.00	33,945,800.00	3.750
3134GWW93	FEDERAL HOME LOAN MORTGAGE CORP	09/30/2025	23,400,000.00	23,400,000.00	22,608,267.50	4.038
3133ENP95	FEDERAL FARM CREDIT BANKS FUNDING CORP	09/30/2025	6,900,000.00	6,888,477.00	6,916,236.58	4.020
3134GWY91	FEDERAL HOME LOAN MORTGAGE CORP	10/15/2025	20,000,000.00	20,000,000.00	19,408,166.67	3.753
3135G06B4	FEDERAL NATIONAL MORTGAGE ASSOCIATION	10/22/2025	2,383,000.00	2,383,000.00	2,310,588.57	3.747
3134GW3X2	FEDERAL HOME LOAN MORTGAGE CORP	10/27/2025	30,000,000.00	30,000,000.00	29,099,208.33	3.757
3134GW5P7	FEDERAL HOME LOAN MORTGAGE CORP	10/27/2025	18,500,000.00	18,500,000.00	17,938,278.33	3.754
3134GADM3	FEDERAL HOME LOAN MORTGAGE CORP	12/01/2025	52,900,000.00	52,900,000.00	51,124,499.67	3.762
3134GXJX3	FEDERAL HOME LOAN MORTGAGE CORP	01/05/2026	10,300,000.00	10,300,000.00	9,910,082.06	3.752
3130AKNR3	FEDERAL HOME LOAN BANKS	01/26/2026	17,800,000.00	17,800,000.00	17,060,429.78	3.893
3130AKVY9	FEDERAL HOME LOAN BANKS	01/29/2026	25,000,000.00	25,000,000.00	23,936,888.89	3.900
3135GAS44	FEDERAL NATIONAL MORTGAGE ASSOCIATION	01/29/2026	788,000.00	787,803.00	805,329.00	5.533
3130B2BY0	FEDERAL HOME LOAN BANKS	02/12/2026	625,000.00	624,812.50	629,357.29	5.057
91282CGL9	UNITED STATES TREASURY	02/15/2026	22,120,000.00	21,899,268.75	22,292,728.35	3.794
3130ALB94	FEDERAL HOME LOAN BANKS	02/26/2026	51,600,000.00	51,600,000.00	49,338,479.00	3.910
3130AKZP4	FEDERAL HOME LOAN BANKS	02/26/2026	54,500,000.00	54,500,000.00	52,087,459.67	3.910
3133EP4K8	FEDERAL FARM CREDIT BANKS FUNDING CORP	03/05/2026	4,975,000.00	5,022,631.40	5,046,890.13	3.818
3130ALGS7	FEDERAL HOME LOAN BANKS	03/10/2026	30,000,000.00	30,000,000.00	28,745,875.00	3.890
3133EP5K7	FEDERAL FARM CREDIT BANKS FUNDING CORP	03/13/2026	300,000.00	302,451.90	303,732.00	3.771
3130AVJ6	FEDERAL HOME LOAN BANKS	03/13/2026	7,345,000.00	7,425,148.64	7,432,993.10	3.804
91282CGR6	UNITED STATES TREASURY	03/15/2026	120,000,000.00	121,452,343.78	121,688,903.86	3.768
3130ALEP5	FEDERAL HOME LOAN BANKS	03/16/2026	26,300,000.00	26,300,000.00	25,126,011.83	3.893
3130AREU1	FEDERAL HOME LOAN BANKS	03/24/2026	65,000,000.00	65,000,000.00	63,767,202.78	3.903
91282CGV7	UNITED STATES TREASURY	04/15/2026	19,540,000.00	19,179,973.44	19,877,908.71	3.751
3134H1F24	FEDERAL HOME LOAN MORTGAGE CORP	04/15/2026	4,850,000.00	4,850,000.00	4,977,251.58	3.898
3130B1PV3	FEDERAL HOME LOAN BANKS	06/12/2026	950,000.00	950,000.00	968,379.86	4.551
3130AMPT3	FEDERAL HOME LOAN BANKS	06/23/2026	5,000,000.00	5,000,000.00	4,781,719.44	3.830
3130AMU75	FEDERAL HOME LOAN BANKS	06/26/2026	10,000,000.00	10,000,000.00	9,554,688.89	3.829
91282CHM6	UNITED STATES TREASURY	07/15/2026	5,000,000.00	4,986,328.13	5,116,600.22	3.695
3130AN3F5	FEDERAL HOME LOAN BANKS	07/21/2026	20,000,000.00	20,000,000.00	19,082,611.11	3.839
3130ANBR0	FEDERAL HOME LOAN BANKS	08/12/2026	11,000,000.00	11,000,000.00	10,466,820.83	3.845
3130ANEL0	FEDERAL HOME LOAN BANKS	08/12/2026	16,100,000.00	16,100,000.00	15,302,733.89	3.851
3130ANPF1	FEDERAL HOME LOAN BANKS	08/25/2026	11,000,000.00	11,000,000.00	10,439,330.00	3.859
3130ANHQ6	FEDERAL HOME LOAN BANKS	08/26/2026	13,000,000.00	13,000,000.00	12,335,988.89	3.859
91282CHY0	UNITED STATES TREASURY	09/15/2026	120,000,000.00	122,197,656.35	122,396,903.86	3.667
3130B2V93	FEDERAL HOME LOAN BANKS	09/16/2026	1,630,000.00	1,629,348.00	1,616,438.40	4.992
3130ANYN4	FEDERAL HOME LOAN BANKS	09/30/2026	5,300,000.00	5,300,000.00	5,013,947.22	3.831
3130APEA9	FEDERAL HOME LOAN BANKS	10/14/2026	5,300,000.00	5,300,000.00	5,062,224.33	3.793
3130APKQ7	FEDERAL HOME LOAN BANKS	11/10/2026	8,500,000.00	8,500,000.00	8,096,384.58	3.857
3130APQK4	FEDERAL HOME LOAN BANKS	11/18/2026	20,840,000.00	20,840,000.00	19,908,399.90	3.796
3130APQW8	FEDERAL HOME LOAN BANKS	11/24/2026	13,300,000.00	13,300,000.00	12,744,215.17	3.800
3130B1XR3	FEDERAL HOME LOAN BANKS	01/15/2027	4,245,000.00	4,245,000.00	4,297,175.77	5.204
3133ERLH2	FEDERAL FARM CREDIT BANKS FUNDING CORP	01/22/2027	16,100,000.00	16,097,500.00	16,260,771.92	5.337
3130AQJG9	FEDERAL HOME LOAN BANKS	01/28/2027	10,000,000.00	10,000,000.00	9,560,975.00	3.768
912828V98	UNITED STATES TREASURY	02/15/2027	2,180,000.00	2,021,753.13	2,118,575.54	3.625
91282CKA8	UNITED STATES TREASURY	02/15/2027	21,450,000.00	21,298,453.13	21,805,176.44	3.623
3130AQV42	FEDERAL HOME LOAN BANKS	02/25/2027	47,000,000.00	47,000,000.00	45,197,080.00	3.783

Investment Report Holding

Base Currency: USD As of 09/30/2024

MTC

Dated: 10/25/2024

CUSIP	Description	Final Maturity	Original Units	Original Cost	Market Value + Accrued	Yield
91282CEF4	UNITED STATES TREASURY	03/31/2027	1,855,000.00	1,731,750.79	1,807,008.70	3.594
3130ARMM0	FEDERAL HOME LOAN BANKS	04/28/2027	43,500,000.00	43,500,000.00	43,423,548.75	3.890
91282CEN7	UNITED STATES TREASURY	04/30/2027	2,980,000.00	2,810,512.50	2,952,545.09	3.596
91282CKR1	UNITED STATES TREASURY	05/15/2027	1,500,000.00	1,490,976.56	1,558,960.92	3.600
3134H14N0	FEDERAL HOME LOAN MORTGAGE CORP	06/23/2027	1,640,000.00	1,640,000.00	1,670,475.30	4.534
3130B24Y8	FEDERAL HOME LOAN BANKS	07/30/2027	3,000,000.00	3,000,000.00	3,028,850.00	5.031
91282CFB2	UNITED STATES TREASURY	07/31/2027	62,200,000.00	57,801,898.45	61,089,670.06	3.590
3130B2WF8	FEDERAL HOME LOAN BANKS	09/16/2027	10,000,000.00	10,000,000.00	10,001,366.67	4.664
3134H16G3	FEDERAL HOME LOAN MORTGAGE CORP	01/25/2028	2,500,000.00	2,500,000.00	2,523,010.42	5.554
91282CGH8	UNITED STATES TREASURY	01/31/2028	1,580,000.00	1,521,684.38	1,585,625.25	3.574
91282CGP0	UNITED STATES TREASURY	02/29/2028	26,675,000.00	26,337,276.72	27,118,482.93	3.585
3130B1ZN0	FEDERAL HOME LOAN BANKS	07/18/2028	5,000,000.00	5,000,000.00	5,057,713.89	5.310
91282CHQ7	UNITED STATES TREASURY	07/31/2028	2,000,000.00	1,997,656.25	2,051,799.46	3.590
9128284V9	UNITED STATES TREASURY	08/15/2028	20,100,000.00	18,904,992.19	19,651,606.69	3.599
91282CHX2	UNITED STATES TREASURY	08/31/2028	2,330,000.00	2,300,206.26	2,404,901.45	3.591
9128285M8	UNITED STATES TREASURY	11/15/2028	18,275,000.00	17,397,606.72	18,163,772.29	3.595
9128286B1	UNITED STATES TREASURY	02/15/2029	40,080,000.00	37,128,670.32	38,651,195.07	3.596
91282CEM9	UNITED STATES TREASURY	04/30/2029	2,000,000.00	1,891,953.13	1,963,522.50	3.597
3134H1U27	FEDERAL HOME LOAN MORTGAGE CORP	05/16/2029	23,400,000.00	23,400,000.00	24,044,059.00	4.388
3130B1G68	FEDERAL HOME LOAN BANKS	05/22/2029	1,100,000.00	1,097,250.00	1,127,521.08	4.566
07201YAA5	BAY AREA AIR QUALITY MGMT DIST CALIF CTFS PARTN	11/01/2053	16,700,000.00	16,700,000.00	16,717,187.08	4.200
---	---	07/06/2025	4,953,824,868.11	4,914,605,944.20	4,910,258,674.74	4.403

* Grouped by: CUSIP. * Groups Sorted by: Final Maturity. * Weighted by: Market Value + Accrued. * Holdings Displayed by: Lot.