



    TRANSIT TRANSFORMATION  
**ACTION PLAN**

# **Bus Accelerated Infrastructure Delivery (BusAID): Draft Funding Recommendations**

Regional Network Management Council  
April 22, 2024 – Agenda Item 4b Attachment D

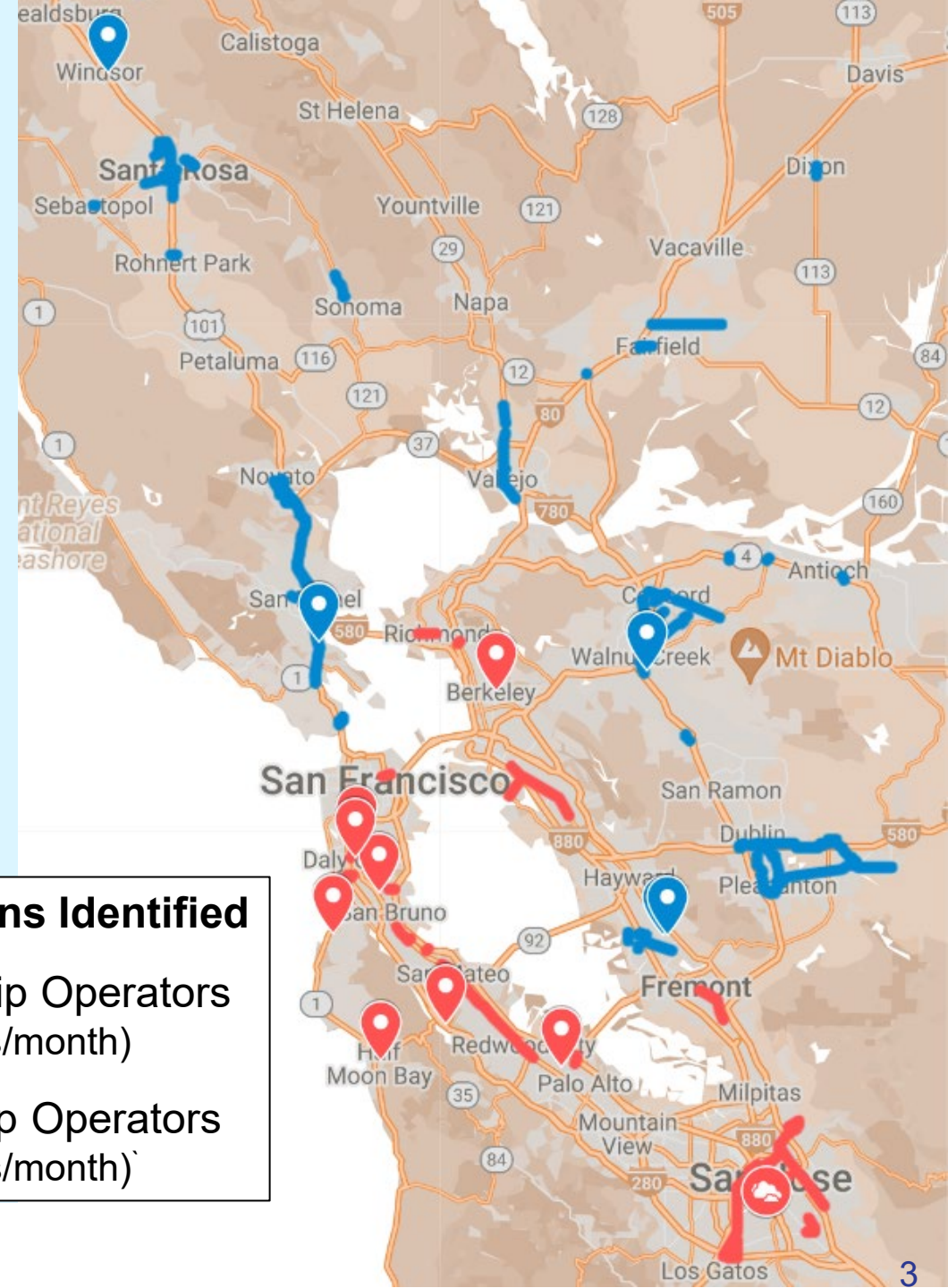
# BusAID Program Overview

- Transit Transformation Action Plan (TAP) initiative to **reduce transit travel times and improve transit reliability.**
- Emphasizes **near-term (quick-build) solutions at problem “hotspot” locations** identified by transit operators.
- Comprised of **\$30 million total funding:**
  - \$15 million of local funds (*STA Exchange funds*)
  - \$15 million of federal funds (*OBAG 3 STP/CMAQ funds*)



# Initial Hotspot Screening

- Interviews in summer 2023 with 21 transit operators
- 87 hotspot locations identified for potential projects



**Hotspot Locations Identified**

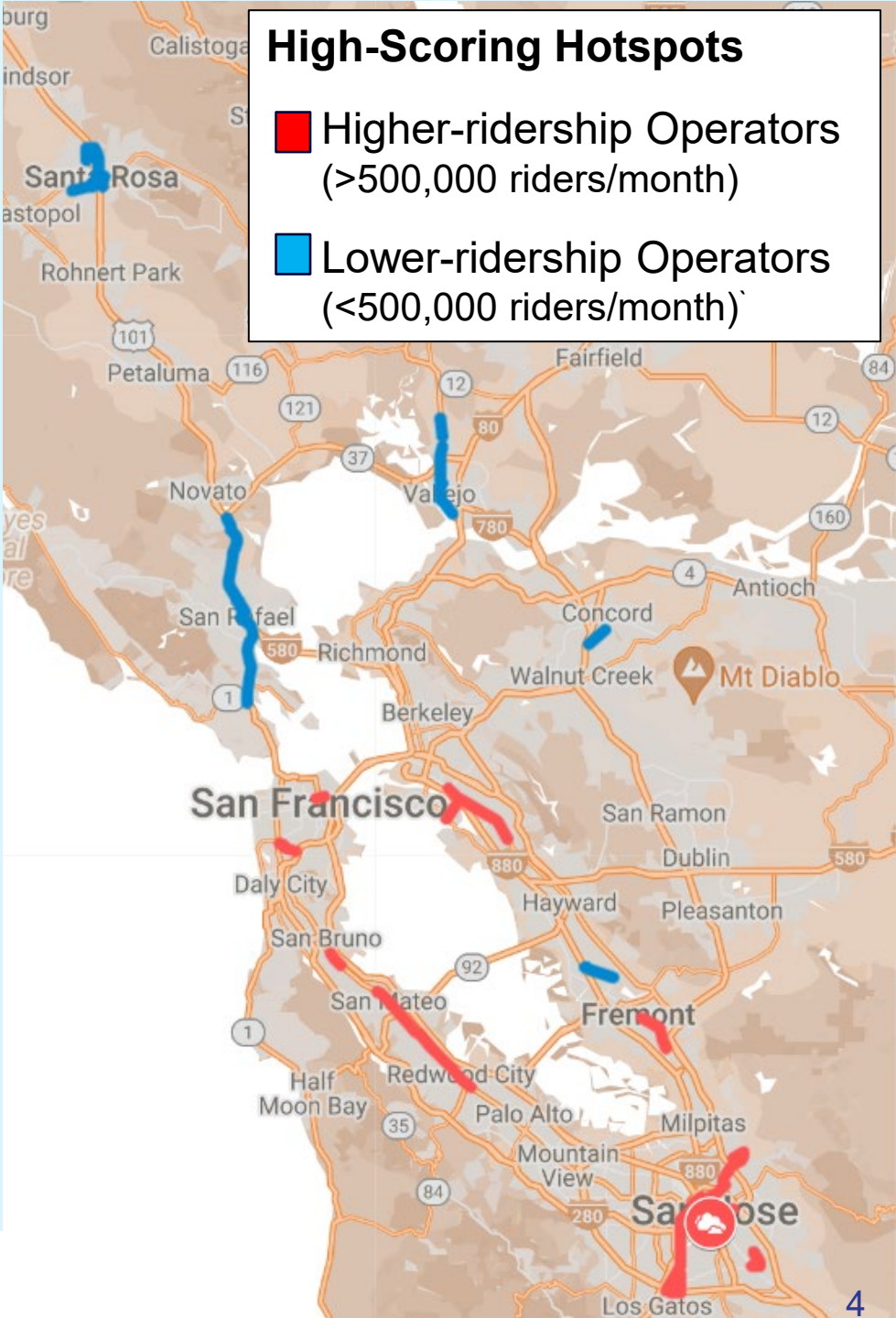
- Higher-ridership Operators (>500,000 riders/month)
- Lower-ridership Operators (<500,000 riders/month)

# Hotspot Project Evaluation (Stage 1)

Scoring Criteria	Metrics	Weighting
Transit Service	<ul style="list-style-type: none"> <li>Total ridership</li> <li>Potential delay reduction</li> </ul>	60%
Equity	<ul style="list-style-type: none"> <li>Rider demographics</li> <li>Presence of Equity Priority Community (EPC)</li> </ul>	30%
PDA	<ul style="list-style-type: none"> <li>Presence of Priority Development Area (PDA)</li> </ul>	10%

Projects that scored well in Stage 1 were advanced to Stage 2 (Feasibility/Readiness Assessment)

- 14 higher-ridership projects scored more than 40 points
- 10 lower-ridership projects scored more than 30 points







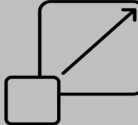



# Feasibility/Readiness Assessment (Stage 2)

- ▶ 24 projects invited to submit
  - All counties had at least one qualifying project invited to Stage 2 review
  - North Bay agencies deferred submission pending project development
- ▶ 13 project submissions:

Higher Ridership Operators	Lower Ridership Operators
AC Transit: 2 SamTrans: 3 SFMTA: 2 VTA: 4	County Connection: 1 Union City Transit: 1

- ▶ Assessment by MTC, BART, Caltrans staff

### Feasibility/Readiness Evaluation Criteria

			
Project Cost	Project Delivery Phase	Quick-Build Potential	Schedule Risk
			
Scalability	ROW Agency Support/Coordination	Project Sponsor & Delivery Agency	Type(s) of Assistance Needed

# Principles of Funding Recommendations

- ▶ **Operator Diversity:** Max of 2 projects and/or \$5 million to each operator
- ▶ **Phased Funding Approach:** Awarding approximately \$18 million now, while reserving approximately \$12 million for projects that deferred or are still in project development
- ▶ **Project Variety:** Emphasis on quick-build while also supporting some projects in planning/design phase

## Sample of Deferred Projects (North Bay)

Agency	County	Project(s)
CityBus	Sonoma	Downtown Station Area Transit Signal Priority (TSP); Route #1 TSP; Route #2/2B TSP & Bus Lane
Marin Transit	Marin	Lincoln Ave (TSP, bus islands and/or queue jump lanes)
NVTA	Napa	SR-29 TSP & Queue Jumps
Soltrans	Solano	SR-29 (Sonoma Blvd) TSP

# Draft Funding Recommendations

8 projects submitted by 6 operators

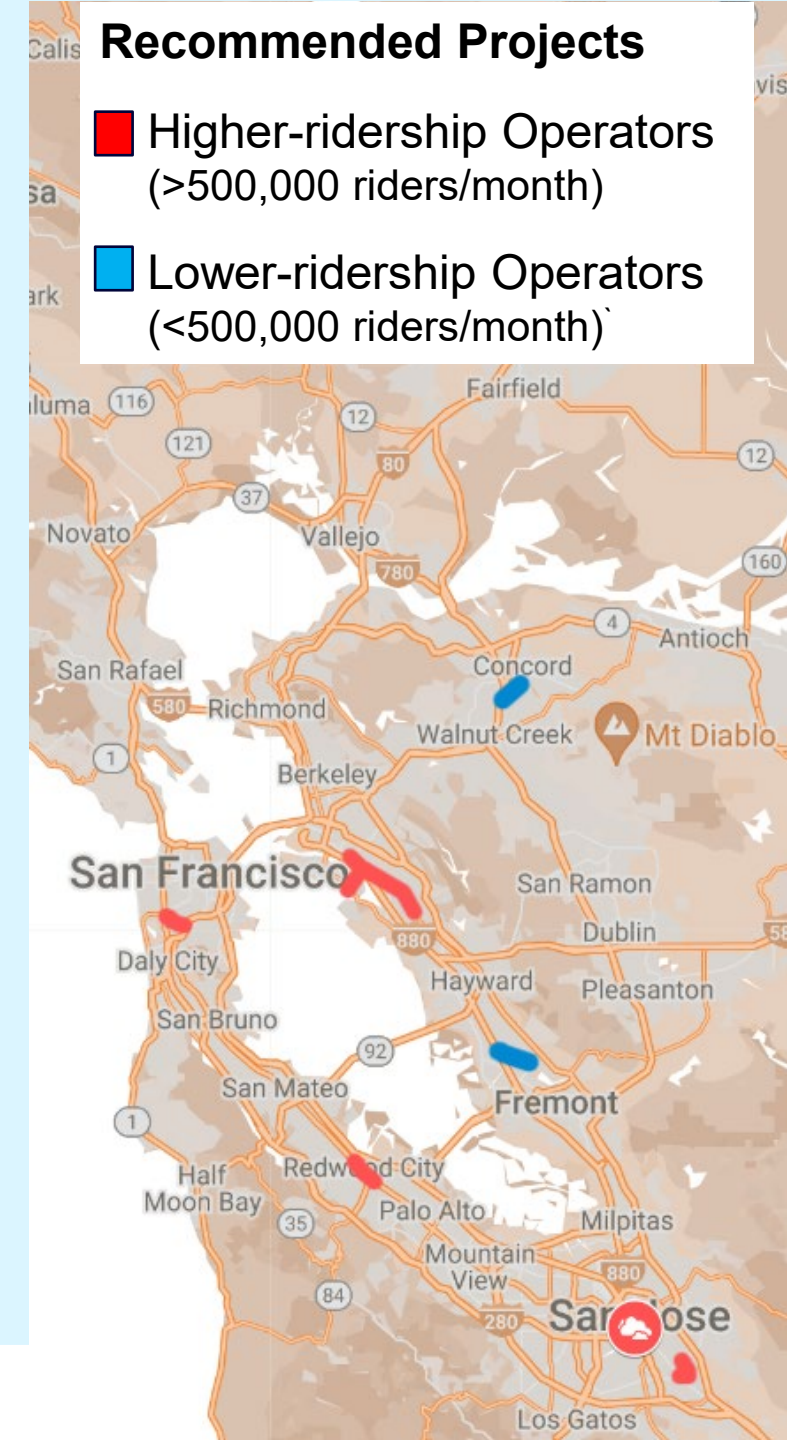
Project Sponsor	Project Title	Proposed Funding
AC Transit	Park St Transit Signal Priority & Signal Optimization	<b>\$1.1M</b>
AC Transit	International Blvd Transit Lane Delineation	<b>\$3.9M</b>
City of Concord <sup>1</sup>	Monument Corridor Transit Speed Improvements	<b>\$0.4M</b>
SamTrans	El Camino Real Bus Boarding Islands & Bus Stop Balancing in Redwood City	<b>\$1.4M</b>
SFMTA	K-Ingleside Rapid Project Ocean Ave Quick Build	<b>\$5.0M</b>
Union City Transit	Alvarado-Niles Rd Part-Time Transit Lane Pilot	<b>\$1.5M</b>
City of San Jose <sup>2</sup>	Vision Zero East San Jose Safety Corridor Project for Senter Rd ( <i>bus boarding islands</i> )	<b>\$4.0M</b>
City of San Jose <sup>2</sup>	Cloud-Based Transit Signal Priority at 174 Intersections along VTA's Frequent Network	<b>\$1.0M</b>
<b>TOTAL</b>		<b>\$18.3M</b>

<sup>1</sup> Project identified by County Connection but being implemented by the City of Concord.

<sup>2</sup> Project identified by VTA but being implemented by the City of San Jose.

## Recommended Projects

- Higher-ridership Operators (>500,000 riders/month)
- Lower-ridership Operators (<500,000 riders/month)



# Approval & Next Steps

**Requested Action Today: Staff recommends RNM Council approval of the draft BusAID funding recommendations.**

## Pending RNM Council approval:

### ▶ **Programming & Allocations Committee (5/8)**

- ▶ Approval: allocation of funds to BusAID projects  
*(consent item contingent on April RNM Council and May RNM Committee approval)*

### ▶ **RNM Committee (5/10)**

- ▶ Action: approve project funding recommendations  
*(contingent on April RNM Council approval)*

### ▶ **MTC Commission (5/22)**

- ▶ Resolution: BusAID project funding recommendations

## Next Steps:

- ▶ Funded projects anticipated to be completed in the next 1 to 3 years
  - ▶ Pre- and post-implementation evaluation will quantify project benefits
- ▶ Reserving \$12 million for future funding rounds (new projects and/or previously reviewed projects)
- ▶ Coordinating various MTC Transit Priority efforts