

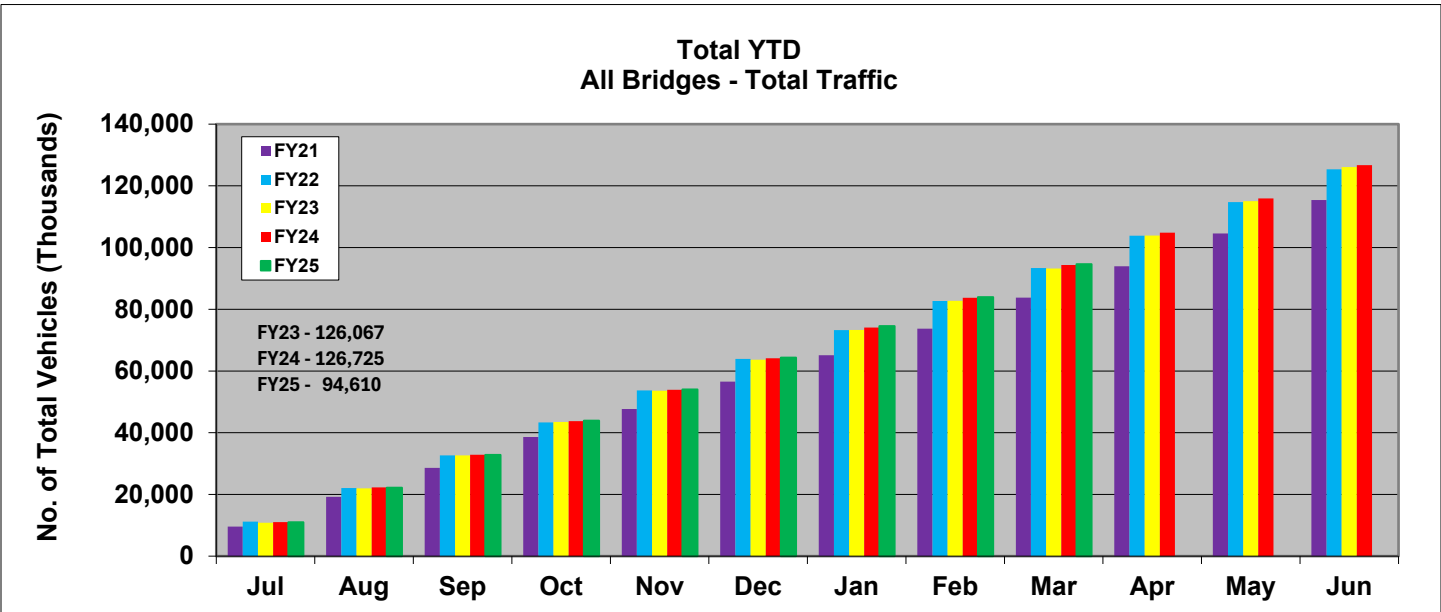
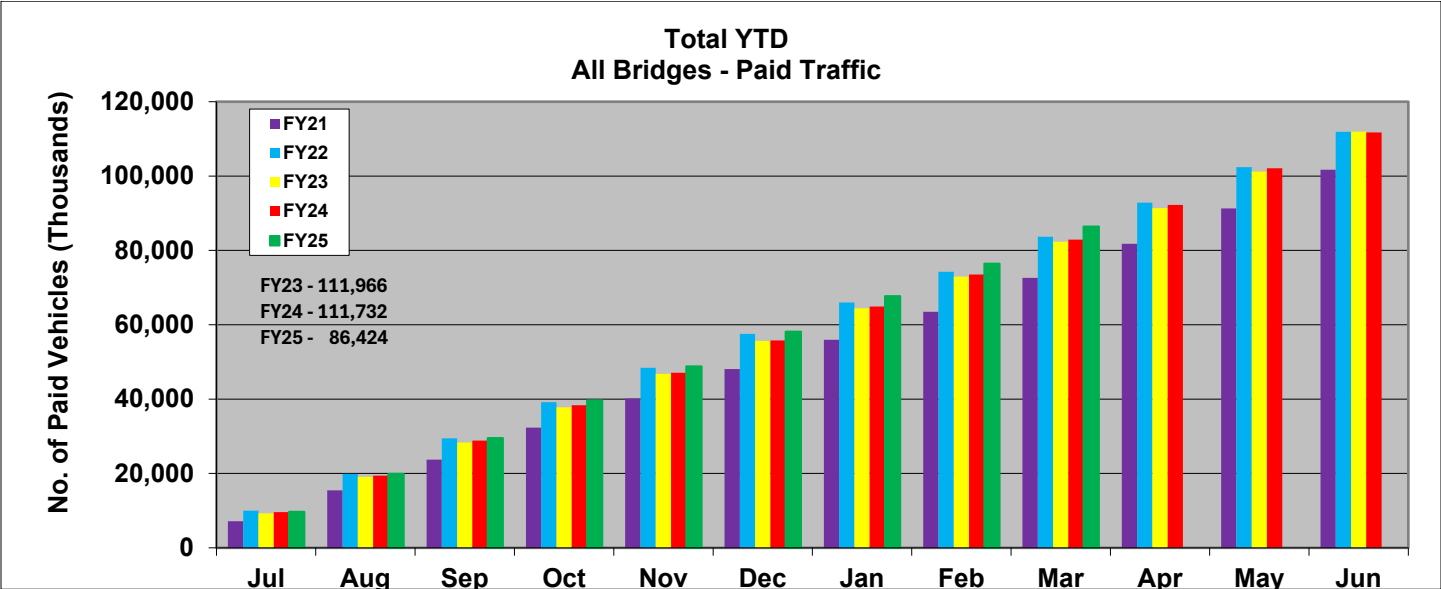
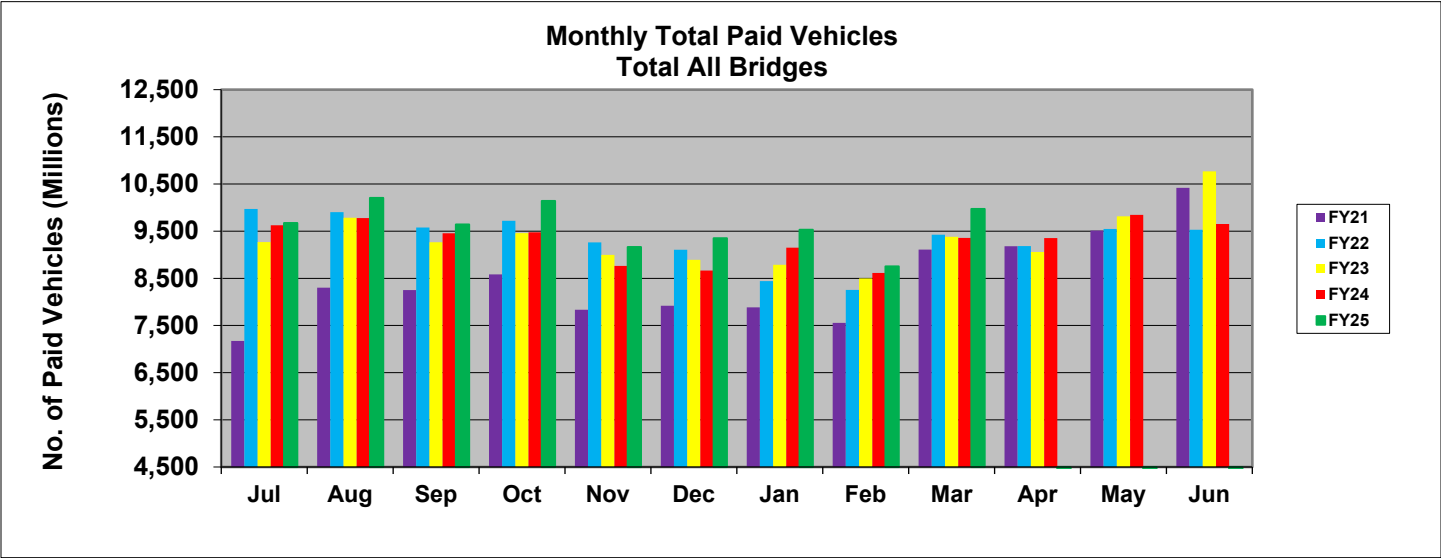
## Attachment A

<b>BAY AREA TOLL AUTHORITY (BATA)</b> <b>STATEMENT OF REVENUE AND EXPENSE</b> <b>Fiscal Year 2025</b> <b>For the Period Ended March 31, 2025</b>						
	CURRENT ACTUAL	PRIOR YEAR ACTUAL	\$ VARIANCE	% VARIANCE	APPROVED BUDGET	ANNUAL % OF BUDGET
<b>OPERATING REVENUES</b>						
RM1 revenue and Seismic	374,345,418	359,557,741	14,787,677	4.11%	500,150,000	74.85%
RM2 revenue	79,942,631	76,896,946	3,045,685	3.96%	106,846,000	74.82%
RM3 revenue	189,439,138	158,562,970	30,876,168	19.47%	277,294,000	68.32%
<b>Toll revenues collected</b>	<b>643,727,186</b>	<b>595,017,657</b>	<b>48,709,530</b>	<b>8.19%</b>	<b>884,290,000</b>	<b>72.80%</b>
Toll violation revenues	34,147,194	17,445,452	16,701,742	95.74%	20,374,820	167.60%
Other revenues	302,365	711,295	(408,930)	-57.49%	417,000	72.51%
<b>Other operating revenues</b>	<b>34,449,559</b>	<b>18,156,747</b>	<b>16,292,812</b>	<b>89.73%</b>	<b>20,791,820</b>	<b>165.69%</b>
<b>TOTAL OPERATING REVENUES</b>	<b>678,176,745</b>	<b>613,174,404</b>	<b>65,002,341</b>	<b>10.60%</b>	<b>905,081,820</b>	<b>74.93%</b>
<b>OPERATING EXPENSES</b>						
Operating expenses incurred by Caltrans	1,426,525	1,834,122	(407,597)	-22.22%	3,120,000	45.72%
Operating expenses - Transbay JPA	1,523,628	4,501,627	(2,977,999)	-66.15%	6,178,294	24.66%
Professional fees	46,779,875	40,979,889	5,799,986	14.15%	103,097,968	45.37%
Allocations to other agencies	29,300,674	15,957,744	13,342,929	83.61%	89,508,520	32.74%
Salaries and benefits	14,089,663	12,993,582	1,096,081	8.44%	20,712,694	68.02%
Other operating expenses	31,255,105	28,297,301	2,957,804	10.45%	45,414,230	68.82%
<b>TOTAL OPERATING EXPENSES</b>	<b>124,375,470</b>	<b>104,564,265</b>	<b>19,811,205</b>	<b>18.95%</b>	<b>268,031,705</b>	<b>46.40%</b>
<b>OPERATING INCOME (LOSS)</b>	<b>553,801,275</b>	<b>508,610,139</b>	<b>45,191,136</b>	<b>8.89%</b>	<b>637,050,115</b>	<b>86.93%</b>
<b>NONOPERATING REVENUES (EXPENSES)</b>						
Other Agency Reimbursements	11,582,837	11,227,547	355,290	3.16%	19,602,000	59.09%
Investment income (charge)	122,876,484	76,198,649	46,677,835	61.26%	63,470,000	193.60%
Build America Bonds (BABs) interest subsidy	46,527,054	51,810,244	(5,283,191)	-10.20%	68,470,744	67.95%
Interest expense	(317,619,894)	(307,685,255)	(9,934,639)	3.23%	(581,216,833)	54.65%
Financing fees and bond issuance costs	(7,191,857)	(5,696,290)	(1,495,567)	26.26%	(8,447,300)	85.14%
Distributions to Caltrans for their capital purposes	(5,765,190)	(5,547,420)	(217,770)	3.93%	(10,870,000)	53.04%
Other nonoperating revenues (expenses)	1,311,548	1,254,962	56,586	4.51%	1,625,868	80.67%
<b>TOTAL NONOPERATING REVENUES (EXPENSES)</b>	<b>(148,279,019)</b>	<b>(178,437,563)</b>	<b>30,158,544</b>	<b>-16.90%</b>	<b>(447,365,521)</b>	<b>33.14%</b>
<b>INCOME (LOSS) BEFORE TRANSFERS</b>	<b>405,522,256</b>	<b>330,172,576</b>	<b>75,349,680</b>	<b>22.82%</b>	<b>189,684,594</b>	<b>213.79%</b>
<b>CONTRIBUTIONS AND TRANSFERS</b>						
Transfers to Metropolitan Transportation Commission	(14,522,010)	(14,725,755)	203,745	-1.38%	(19,362,680)	75.00%
Transfer between programs <sup>(1)</sup>	(266,177,348)	(132,900,549)	(133,276,799)	100.28%	(170,321,914)	156.28%
<b>TOTAL TRANSFERS</b>	<b>(280,699,358)</b>	<b>(147,626,304)</b>	<b>(133,073,054)</b>	<b>90.14%</b>	<b>(189,684,594)</b>	<b>147.98%</b>
<b>NET SURPLUS / DEFICIT before depreciation</b>	<b>124,822,897</b>	<b>182,546,272</b>	<b>(57,723,374)</b>	<b>-31.62%</b>	<b>(0)</b>	

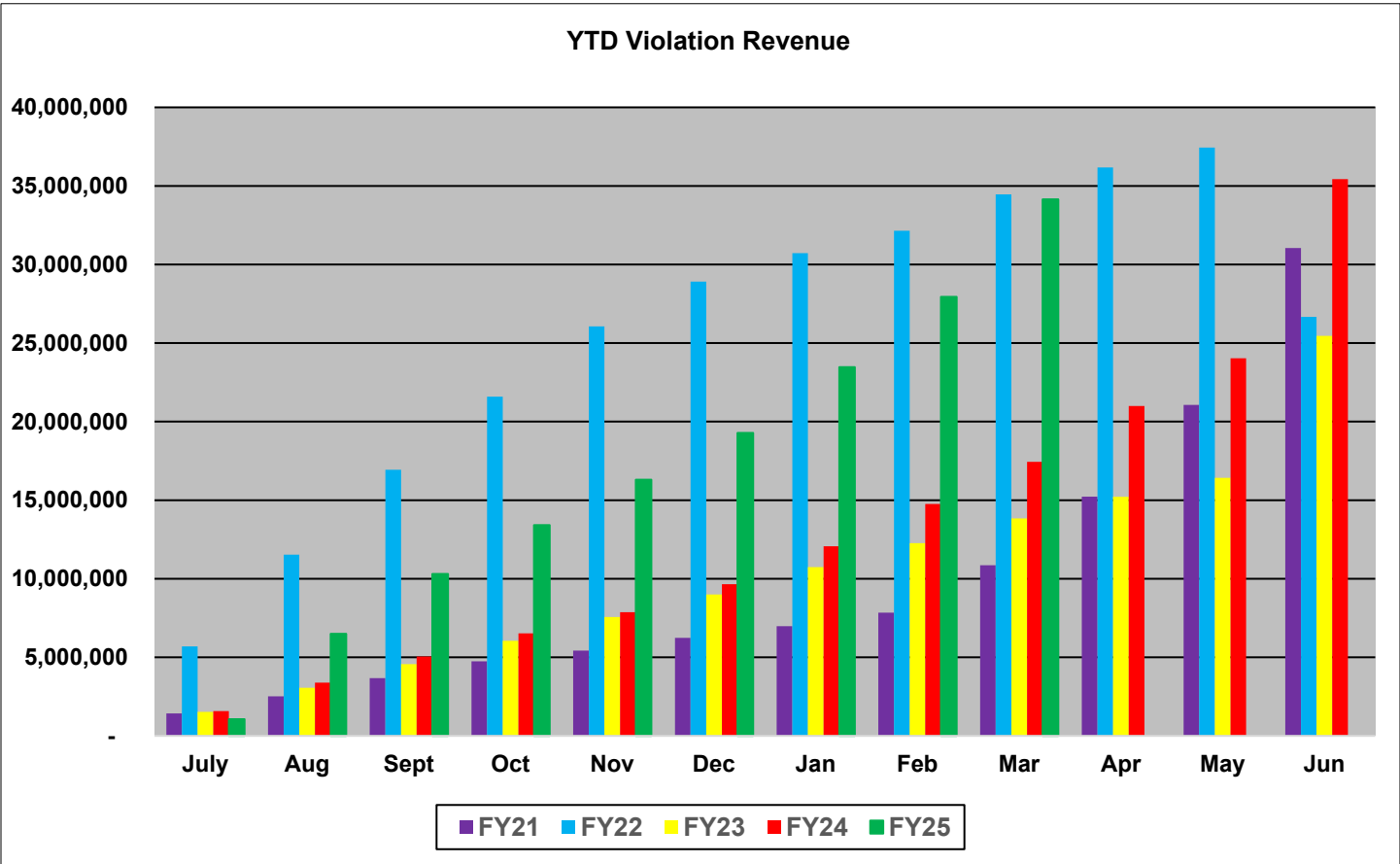
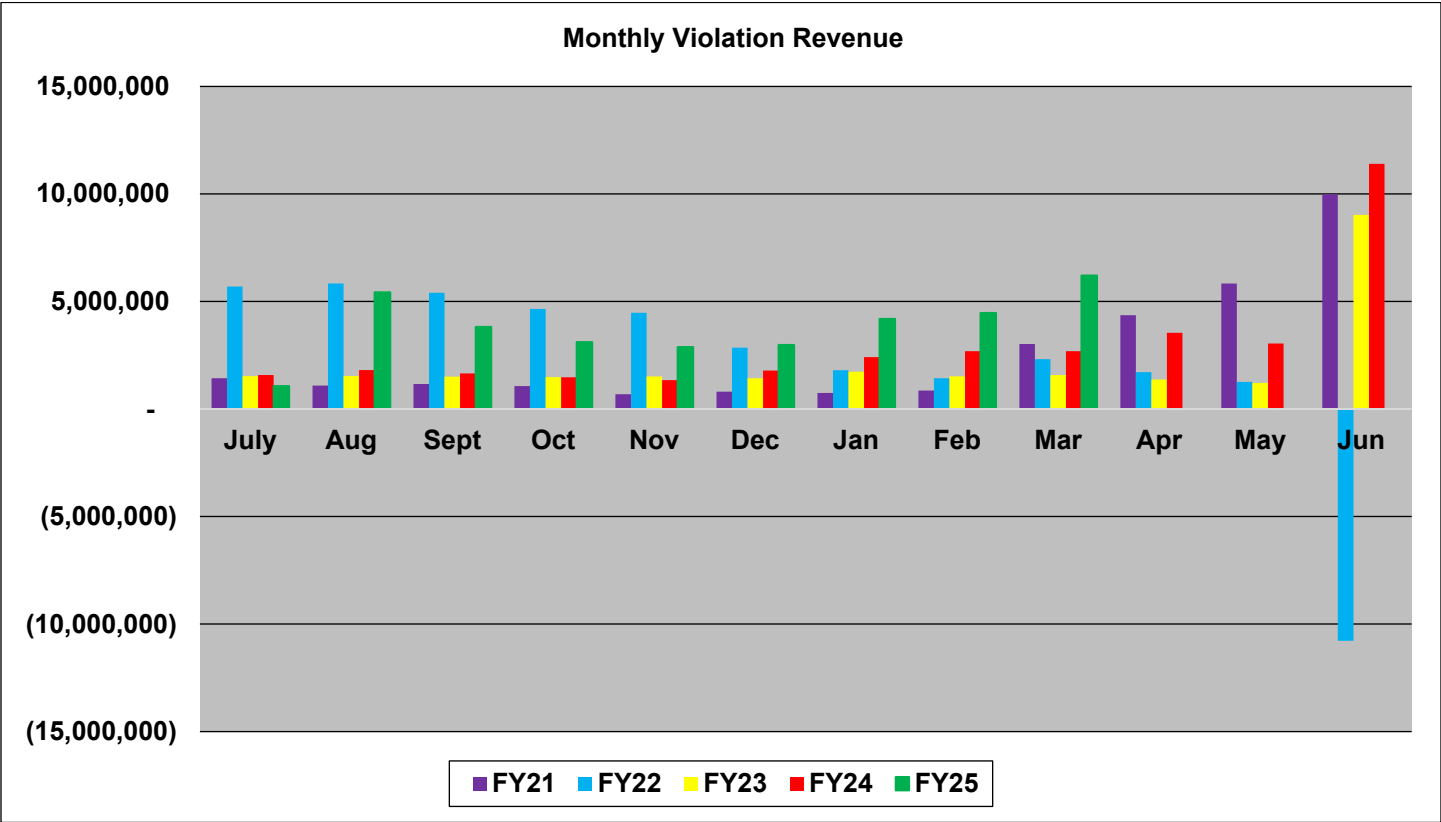
<sup>(1)</sup> Includes RM2 and RM3 transfers to capital funds

**BATA**  
**Cash and Investment**  
**March 31, 2025**

	<b>Balance</b>
Government-Sponsored Enterprises (GSE)	788,002,864
US Treasury	1,278,152,232
Mutual Funds	373,309,352
Corporate Debt	511,554,844
Supranational	3,211,000
CAMP	102,247,429
LAIF	12,862,955
Municipal Bonds	32,269,360
<b>TOTAL CASH AND INVESTMENTS</b>	<b>3,101,610,036</b>
Investment Income for March 2025	12,652,159
Cumulative Earnings FY2024-25	122,876,484



FY 2024-25 BATA VIOLATION REVENUE  
As of March 2025 (unaudited)



**PURCHASE ORDERS EXECUTED BY DEPUTY EXECUTIVE DIRECTOR**  
**\$25,000 - \$200,000**

**Mar '25**

---

CARAHSOFT TECHNOLOGY	79,860.05
<i>Secureworks cybersecurity platform</i>	
AJILON / ACCOUNTING	50,000.00
<i>Professional staffing service</i>	
HINDERLITER DE LLAMA	26,000.00
<i>Sales tax report services</i>	
CDW GOVERNMENT INC.	30,000.00
<i>Miscellaneous computer supplies</i>	
GOVCONNECTION	43,793.27
<i>Microsoft Azure cloud services</i>	
GOVCONNECTION	38,079.86
<i>Microsoft Windows licensing services</i>	
CARAHSOFT TECHNOLOGY	30,480.00
<i>Workiva – Financial reporting software</i>	
CARAHSOFT TECHNOLOGY	109,352.25
<i>Questica – Budget management software</i>	