

Graphs & Charts

12/01/2024 - 12/31/2024

MTC

Dated: 01/22/2025

Portfolio Characteristics

Risk Metric	Value
Cash	2,899,962.51
MMFund	844,340,911.22
Fixed Income	3,994,180,556.98
Duration	0.836
Convexity	-0.003
WAL	0.980
Years to Final Maturity	1.017
Years to Effective Maturity	0.980
Yield	4.029
Book Yield	3.790
Avg Credit Rating	AA+/Aa1/AA+

Entity Ownership

Entity	% of Market Value + Accrued	Market Value + Accrued	Yield	Days to Final Maturity
BATA	62.917%	3,046,059,096.14	3.941	479
MTC	19.777%	957,479,404.92	4.156	217
BAIFA	5.265%	254,898,850.02	3.797	449
FASTRAK	4.383%	212,175,604.51	4.553	0
CLIPPER	3.507%	169,808,826.71	4.240	0
BART	2.228%	107,846,385.90	4.064	23
BAHFA	0.795%	38,482,655.97	4.504	0
BAHA	0.761%	36,855,922.84	4.452	0
SAFE	0.368%	17,814,683.14	4.504	0
Total	100.000%	4,841,421,430.14	4.029	371

Issuer Concentration (%)

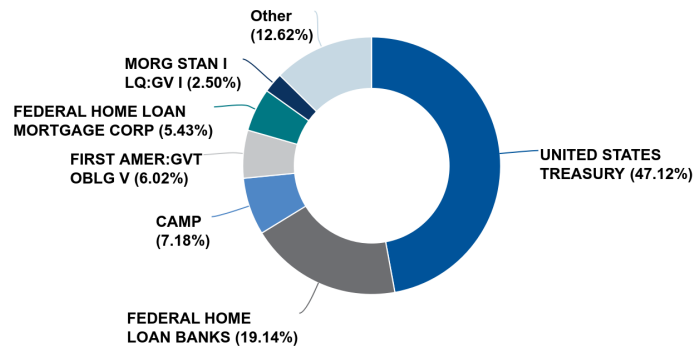


Chart calculated by: Base Market Value + Accrued

Security Type (%)

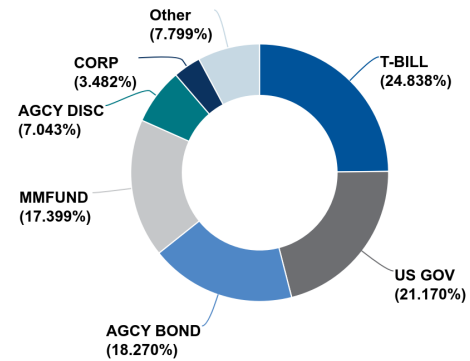
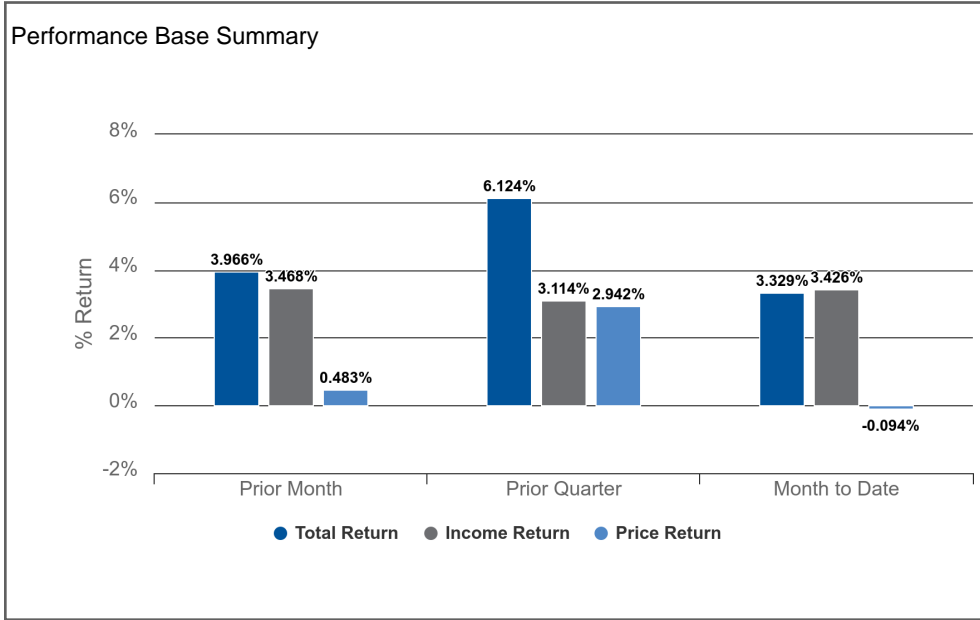
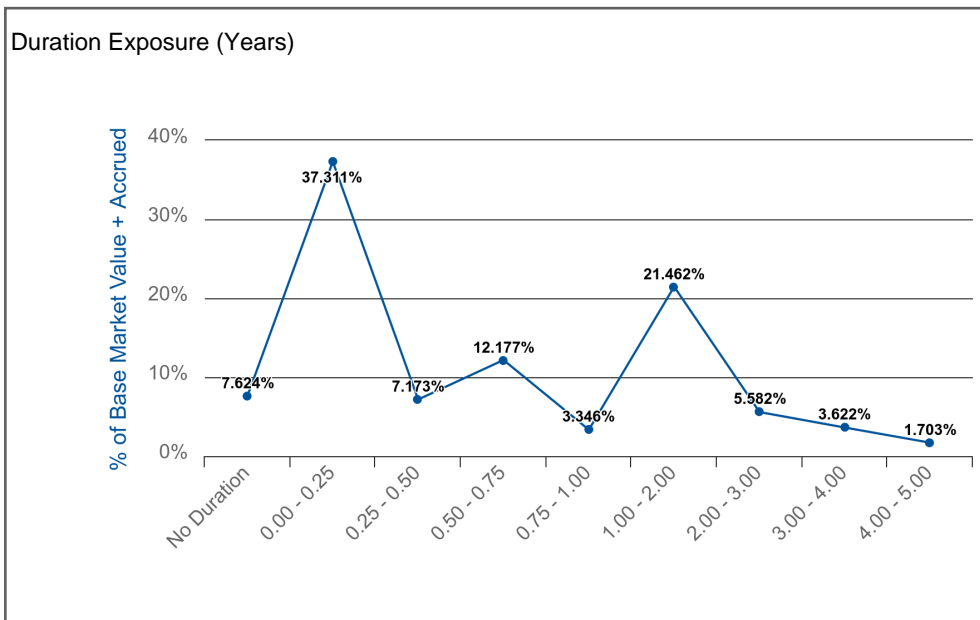


Chart calculated by: % of Market Value + Accrued



Credit Duration

Rating	0 - 1	1 - 2	2 - 3	3 - 4	4 - 5	5 - 7	7 - 10	10 - 15	15 - 30
AAA	44.529%	1.345%	0.000%	0.099%	0.086%	0.000%	0.000%	0.000%	0.000%
AA	12.979%	18.554%	5.304%	3.199%	1.481%	0.000%	0.000%	0.000%	0.000%
A	2.499%	1.563%	0.194%	0.324%	0.136%	0.000%	0.000%	0.000%	0.000%
BBB	0.000%	0.000%	0.084%	0.000%	0.000%	0.000%	0.000%	0.000%	0.000%
BB	0.000%	0.000%	0.000%	0.000%	0.000%	0.000%	0.000%	0.000%	0.000%
B	0.000%	0.000%	0.000%	0.000%	0.000%	0.000%	0.000%	0.000%	0.000%
CCC	0.000%	0.000%	0.000%	0.000%	0.000%	0.000%	0.000%	0.000%	0.000%
CC	0.000%	0.000%	0.000%	0.000%	0.000%	0.000%	0.000%	0.000%	0.000%
C	0.000%	0.000%	0.000%	0.000%	0.000%	0.000%	0.000%	0.000%	0.000%
NA	0.000%	0.000%	0.000%	0.000%	0.000%	0.000%	0.000%	0.000%	0.000%



Top 10 Issuers

Description	Market Value + Accrued
UNITED STATES TREASURY	2,281,378,085.87
FEDERAL HOME LOAN BANKS	926,562,691.05
CAMP	347,622,985.79
FIRST AMER:GVT OBLG V	291,420,628.97
FEDERAL HOME LOAN MORTGAGE CORP	262,694,443.33
MORG STAN I LQ:GV I	120,806,868.54
BLKRK LQ:TREAS INSTL	63,090,321.13
FEDERAL NATIONAL MORTGAGE ASSOCIATION	41,451,769.37
TOYOTA MOTOR CREDIT CORP	20,340,516.67
CITIBANK NA	19,831,697.56

Portfolio Management

Base Currency: USD As of 12/31/2024

[Return to Table of Contents](#)

MTC

Dated: 01/22/2025

Security Type	Original Units	Original Cost	Market Value + Accrued	Days to Final Maturity	Yield	% of Market Value + Accrued
ABS	77,472,000	77,924,838	78,081,978	1120	4.545	1.61%
AGCY BOND	922,655,000	922,761,518	898,124,728	509	4.384	18.55%
AGCY DISC	346,350,000	339,672,714	342,302,591	102	4.259	7.07%
CASH	2,899,963	2,899,963	2,899,963	0	0.000	0.06%
CORP	174,783,000	173,475,521	174,432,469	797	4.617	3.60%
CP	160,893,000	157,373,545	157,662,214	165	4.362	3.26%
FHLMC	18,075,000	17,512,620	17,443,976	1471	4.672	0.36%
MMFUND	844,340,911	844,340,911	844,340,911	0	4.444	17.44%
MUNI	37,750,000	37,320,075	37,610,130	4863	4.312	0.78%
SUPRANATIONAL	4,250,000	4,180,810	4,175,382	1750	4.474	0.09%
T-BILL	1,236,000,000	1,219,487,379	1,226,355,030	69	3.068	25.33%
US GOV	1,055,780,000	1,043,586,598	1,055,023,056	716	4.277	21.79%
YANKEE	3,000,000	2,981,280	2,969,003	1751	4.956	0.06%
---	4,884,248,874	4,843,517,771	4,841,421,431	373	4.037	100.00%

* Grouped by: Security Type. * Groups Sorted by: Security Type. * Weighted by: Market Value + Accrued. * Holdings Displayed by: Position.

Investment Report Holding

MTC

Base Currency: USD As of 12/31/2024

[Return to Table of Contents](#)

Dated: 01/22/2025

CUSIP	Description	Final Maturity	Original Units	Original Cost	Market Value + Accrued	Yield
61747C707	MORG STAN I LQ:GV I	12/31/2024	120,806,868.54	120,806,868.54	120,806,868.54	4.420
MTC LAIF	LAIF	12/31/2024	729,017.09	729,017.09	729,017.09	4.430
09248U718	BLKRRK LQ:T-FUND INSTL	12/31/2024	16,183,725.17	16,183,725.17	16,183,725.17	4.340
X9USDBLYT	BLKRRK LQ:TREAS INSTL	12/31/2024	63,090,321.13	63,090,321.13	63,090,321.13	4.320
MTC-SAFE LAIF	LAIF	12/31/2024	4,358,073.66	4,358,073.66	4,358,073.66	4.430
31846V443	FIRST AMER:GVT OBLG V	12/31/2024	291,420,628.97	291,420,628.97	291,420,628.97	4.240
BATA LAIF	LAIF	12/31/2024	129,290.87	129,290.87	129,290.87	4.430
CAMP - BATA	CAMP	12/31/2024	347,622,985.79	347,622,985.79	347,622,985.79	4.650
CCYUSD	Receivable	12/31/2024	2,899,962.51	2,899,962.51	2,899,962.51	0.000
912797LR6	UNITED STATES TREASURY	01/02/2025	280,000,000.00	279,845,849.44	280,000,000.00	0.000
69372AN32	PACCAR Financial Corp.	01/03/2025	10,000,000.00	9,973,866.70	9,997,511.11	2.987
912797MW4	UNITED STATES TREASURY	01/07/2025	50,000,000.00	49,894,502.50	49,971,500.00	2.974
912797LX3	UNITED STATES TREASURY	01/09/2025	35,000,000.00	34,115,739.59	34,971,300.00	3.328
313385AJ5	FEDERAL HOME LOAN BANKS	01/09/2025	80,000,000.00	79,905,777.78	79,916,000.00	4.274
313385AK2	FEDERAL HOME LOAN BANKS	01/10/2025	24,600,000.00	24,057,260.23	24,571,218.00	4.287
912797MX2	UNITED STATES TREASURY	01/14/2025	100,000,000.00	99,555,413.20	99,860,000.00	3.655
91282CDS7	UNITED STATES TREASURY	01/15/2025	4,700,000.00	4,592,781.25	4,719,020.95	3.931
912797MY0	UNITED STATES TREASURY	01/21/2025	100,000,000.00	99,472,758.61	99,776,000.00	3.902
912797MZ7	UNITED STATES TREASURY	01/28/2025	50,000,000.00	49,770,880.42	49,848,500.00	3.962
912797MJ3	UNITED STATES TREASURY	02/06/2025	10,000,000.00	9,841,050.00	9,959,000.00	4.061
912797NG8	UNITED STATES TREASURY	02/11/2025	35,000,000.00	34,782,552.78	34,837,250.00	4.060
912797MK0	UNITED STATES TREASURY	02/13/2025	35,000,000.00	34,637,215.28	34,826,750.00	4.127
912828J27	UNITED STATES TREASURY	02/15/2025	42,360,000.00	41,561,475.03	42,559,276.17	4.260
912797KA4	UNITED STATES TREASURY	02/20/2025	42,000,000.00	41,002,237.50	41,761,440.00	4.100
3134GWSE7	FEDERAL HOME LOAN MORTGAGE CORP	02/26/2025	10,100,000.00	10,100,000.00	10,061,718.19	4.297
91282CGN5	UNITED STATES TREASURY	02/28/2025	1,780,000.00	1,765,505.48	1,808,470.71	4.384
3134GXS88	FEDERAL HOME LOAN MORTGAGE CORP	02/28/2025	450,000.00	448,902.00	455,853.00	4.360
3135GACU3	FEDERAL NATIONAL MORTGAGE ASSOCIATION	02/28/2025	1,652,000.00	1,647,440.48	1,673,305.29	4.429
3134GWC95	FEDERAL HOME LOAN MORTGAGE CORP	03/03/2025	10,000,000.00	10,000,000.00	9,957,711.11	4.157
912797MM6	UNITED STATES TREASURY	03/06/2025	98,000,000.00	96,122,481.53	97,282,640.00	4.141
313385CT1	FEDERAL HOME LOAN BANKS	03/07/2025	25,000,000.00	24,439,366.67	24,807,500.00	4.291
912797NQ6	UNITED STATES TREASURY	03/11/2025	50,000,000.00	49,526,656.25	49,604,500.00	4.157
313385CZ7	FEDERAL HOME LOAN BANKS	03/13/2025	10,000,000.00	9,823,177.80	9,916,000.00	4.294
912797MT1	UNITED STATES TREASURY	03/13/2025	40,000,000.00	39,611,010.10	39,674,800.00	4.155
62479LQD0	MUFG Bank, Ltd. - New York Branch	03/13/2025	10,000,000.00	9,888,500.00	9,912,038.89	4.437
63873JQE3	Natixis, New York Branch	03/14/2025	10,000,000.00	9,887,513.89	9,911,000.00	4.428
22533TQE9	Credit Agricole Corporate And Investment Bank, New	03/14/2025	10,000,000.00	9,893,455.56	9,910,800.00	4.438
91282CED9	UNITED STATES TREASURY	03/15/2025	30,000,000.00	29,404,687.50	30,005,429.83	4.215
313385DD5	FEDERAL HOME LOAN BANKS	03/17/2025	2,000,000.00	1,979,060.28	1,982,260.00	4.298
313385DE3	FEDERAL HOME LOAN BANKS	03/18/2025	25,000,000.00	24,742,111.11	24,775,500.00	4.295
313385DG8	FEDERAL HOME LOAN BANKS	03/20/2025	22,750,000.00	22,327,475.63	22,539,562.50	4.314
3130ARET4	FEDERAL HOME LOAN BANKS	03/24/2025	60,000,000.00	60,000,000.00	60,114,483.33	4.217
09659BRE2	BNP Paribas New York Branch	04/14/2025	10,000,000.00	9,853,894.40	9,873,538.85	4.434
912797LB1	UNITED STATES TREASURY	05/15/2025	65,000,000.00	63,630,377.80	64,006,150.00	4.198
02582JTB8	AMXCA 2022-2 A	05/15/2025	6,000,000.00	5,973,750.00	5,982,400.00	4.604
14041NGA3	COMET 2022-2 A	05/15/2025	10,000,000.00	9,958,203.10	9,976,311.11	4.562
46590DSK7	J.P. Morgan Securities LLC	05/19/2025	10,000,000.00	9,814,222.22	9,831,333.33	4.443
55078TSK4	LVMH Moët Hennessy Louis Vuitton Inc.	05/19/2025	10,000,000.00	9,817,177.78	9,834,016.67	4.371
313385GJ9	FEDERAL HOME LOAN BANKS	06/02/2025	20,000,000.00	19,621,433.33	19,651,000.00	4.237
17277AT23	Cisco Systems, Inc.	06/02/2025	893,000.00	874,758.49	876,296.93	4.485
55078TTD9	LVMH Moët Hennessy Louis Vuitton Inc.	06/13/2025	10,000,000.00	9,788,583.33	9,805,305.55	4.359
91282CEU1	UNITED STATES TREASURY	06/15/2025	56,775,000.00	55,980,039.07	56,508,311.92	4.220

Investment Report Holding

MTC

Base Currency: USD As of 12/31/2024

[Return to Table of Contents](#)

Dated: 01/22/2025

CUSIP	Description	Final Maturity	Original Units	Original Cost	Market Value + Accrued	Yield
06054NTL5	BofA Securities, Inc.	06/20/2025	10,000,000.00	9,776,544.50	9,791,277.83	4.488
313385HR0	FEDERAL HOME LOAN BANKS	07/03/2025	137,000,000.00	132,777,051.50	134,143,550.00	4.223
912797LW5	UNITED STATES TREASURY	07/10/2025	50,000,000.00	48,429,194.50	48,923,500.00	4.201
91282CEY3	UNITED STATES TREASURY	07/15/2025	2,000,000.00	1,960,328.68	2,014,817.39	4.217
78016JUJ3	Royal Bank of Canada	07/18/2025	10,000,000.00	9,744,422.22	9,761,300.00	4.424
912797MG9	UNITED STATES TREASURY	08/07/2025	186,000,000.00	179,644,021.67	181,415,100.00	4.197
59217GFC8	METROPOLITAN LIFE GLOBAL FUNDING I	08/25/2025	2,921,000.00	2,912,821.20	2,954,430.85	4.473
22533TVR4	Credit Agricole Corporate And Investment Bank, New	08/25/2025	10,000,000.00	9,698,266.67	9,712,866.67	4.490
3134GWD52	FEDERAL HOME LOAN MORTGAGE CORP	09/02/2025	16,300,000.00	16,300,000.00	15,952,773.78	4.285
3134GWA55	FEDERAL HOME LOAN MORTGAGE CORP	09/09/2025	30,000,000.00	30,000,000.00	29,327,466.67	4.287
62479LW92	MUFG Bank, Ltd. - New York Branch	09/09/2025	10,000,000.00	9,673,750.00	9,696,708.33	4.468
63873JWC0	Natixis, New York Branch	09/12/2025	10,000,000.00	9,673,188.89	9,690,261.11	4.513
78016JWC6	Royal Bank of Canada	09/12/2025	10,000,000.00	9,678,400.00	9,695,200.00	4.438
91282CFK2	UNITED STATES TREASURY	09/15/2025	138,000,000.00	137,267,499.96	138,706,834.48	4.268
06054NWG2	BofA Securities, Inc.	09/16/2025	10,000,000.00	9,670,750.00	9,685,383.33	4.515
06743UWK4	Barclays Capital Inc.	09/19/2025	10,000,000.00	9,666,250.00	9,677,375.00	4.581
3136G44L4	FEDERAL NATIONAL MORTGAGE ASSOCIATION	09/25/2025	35,000,000.00	35,000,000.00	34,131,650.00	4.296
3134GWW93	FEDERAL HOME LOAN MORTGAGE CORP	09/30/2025	23,400,000.00	23,400,000.00	22,795,584.50	4.275
3133ENP95	FEDERAL FARM CREDIT BANKS FUNDING CORP	09/30/2025	4,300,000.00	4,292,819.00	4,345,120.14	4.277
3134GWY91	FEDERAL HOME LOAN MORTGAGE CORP	10/15/2025	20,000,000.00	20,000,000.00	19,453,266.67	4.287
3135G06B4	FEDERAL NATIONAL MORTGAGE ASSOCIATION	10/22/2025	2,383,000.00	2,383,000.00	2,315,330.74	4.308
3134GW5P7	FEDERAL HOME LOAN MORTGAGE CORP	10/27/2025	18,500,000.00	18,500,000.00	17,971,948.33	4.303
3134GW3X2	FEDERAL HOME LOAN MORTGAGE CORP	10/27/2025	30,000,000.00	30,000,000.00	29,151,033.33	4.303
912797NL7	UNITED STATES TREASURY	11/28/2025	10,000,000.00	9,605,437.33	9,636,600.00	4.108
3134GADM3	FEDERAL HOME LOAN MORTGAGE CORP	12/01/2025	52,900,000.00	52,900,000.00	51,213,371.67	4.261
023135BN5	AMAZON.COM INC	12/03/2025	12,481,000.00	12,551,767.27	12,602,495.60	4.337
53522KAB9	LINDE INC	12/05/2025	10,000,000.00	10,022,900.00	10,053,944.44	4.456
437076CX8	HOME DEPOT INC	12/24/2025	10,000,000.00	10,067,600.00	10,078,216.67	4.380
3134GXJX3	FEDERAL HOME LOAN MORTGAGE CORP	01/05/2026	10,300,000.00	10,300,000.00	9,942,269.56	4.374
3130AKNR3	FEDERAL HOME LOAN BANKS	01/26/2026	17,800,000.00	17,800,000.00	17,143,021.78	4.363
3130AKVY9	FEDERAL HOME LOAN BANKS	01/29/2026	25,000,000.00	25,000,000.00	24,073,138.89	4.287
91282CGL9	UNITED STATES TREASURY	02/15/2026	22,120,000.00	21,899,268.75	22,396,001.15	4.238
3130AKZP4	FEDERAL HOME LOAN BANKS	02/26/2026	54,500,000.00	54,500,000.00	52,368,134.67	4.301
3130ALB94	FEDERAL HOME LOAN BANKS	02/26/2026	51,600,000.00	51,600,000.00	49,603,961.00	4.301
835818JP1	SOQUEL CREEK CALIF CNTY WTR DIST WTR REV	03/01/2026	1,000,000.00	961,290.00	965,573.33	4.401
14913R2K2	CATERPILLAR FINANCIAL SERVICES CORP	03/02/2026	4,522,000.00	4,336,507.56	4,353,623.33	4.466
3133EP4K8	FEDERAL FARM CREDIT BANKS FUNDING CORP	03/05/2026	4,975,000.00	5,022,631.40	5,068,693.07	4.274
3130ALGS7	FEDERAL HOME LOAN BANKS	03/10/2026	30,000,000.00	30,000,000.00	28,890,325.00	4.294
3130AV6J6	FEDERAL HOME LOAN BANKS	03/13/2026	7,345,000.00	7,425,148.64	7,462,079.30	4.284
3133EP5K7	FEDERAL FARM CREDIT BANKS FUNDING CORP	03/13/2026	300,000.00	302,451.90	304,602.00	4.336
91282CGR6	UNITED STATES TREASURY	03/15/2026	120,000,000.00	121,452,343.78	122,174,201.10	4.248
3130ALEP5	FEDERAL HOME LOAN BANKS	03/16/2026	26,300,000.00	26,300,000.00	25,276,384.83	4.212
3130AREU1	FEDERAL HOME LOAN BANKS	03/24/2026	65,000,000.00	65,000,000.00	64,016,802.78	4.391
91282CGV7	UNITED STATES TREASURY	04/15/2026	19,540,000.00	19,179,973.44	19,572,812.06	4.258
79727LBT5	SAN DIEGO CALIF CONVENTION CTR EXPANSION FING AUTH	04/15/2026	5,000,000.00	4,847,150.00	4,870,123.89	4.419
17325FBF4	CITIBANK NA	04/30/2026	10,000,000.00	10,098,311.13	10,181,943.89	4.688
91282CKK6	UNITED STATES TREASURY	04/30/2026	6,000,000.00	6,055,781.25	6,096,716.69	4.264
977100GG5	WISCONSIN ST GEN FD ANNUAL APPROPRIATION REV	05/01/2026	1,245,000.00	1,222,739.40	1,229,412.60	4.426
06406FAC7	BANK OF NEW YORK MELLON CORP	05/04/2026	2,000,000.00	1,955,440.00	1,965,226.67	4.491
913366JA9	UNIV CALIF REGTS MED CTR POOLED REV	05/15/2026	1,785,000.00	1,736,680.05	1,743,323.92	4.469
89236TMD4	TOYOTA MOTOR CREDIT CORP	05/15/2026	10,000,000.00	10,096,000.00	10,154,244.44	4.529
3130B1PV3	FEDERAL HOME LOAN BANKS	06/12/2026	950,000.00	950,000.00	953,502.86	4.831

Investment Report Holding

MTC

Base Currency: USD As of 12/31/2024

[Return to Table of Contents](#)

Dated: 01/22/2025

CUSIP	Description	Final Maturity	Original Units	Original Cost	Market Value + Accrued	Yield
91282CHH7	UNITED STATES TREASURY	06/15/2026	24,050,000.00	24,032,634.77	24,054,966.59	4.247
24422EVR7	JOHN DEERE CAPITAL CORP	06/17/2026	7,250,000.00	6,902,290.00	6,906,265.42	4.467
3130AMPT3	FEDERAL HOME LOAN BANKS	06/23/2026	5,000,000.00	5,000,000.00	4,766,944.44	4.336
3130AMU75	FEDERAL HOME LOAN BANKS	06/26/2026	10,000,000.00	10,000,000.00	9,525,988.89	4.338
91282CHM6	UNITED STATES TREASURY	07/15/2026	5,000,000.00	4,986,328.13	5,121,860.22	4.256
3130AN3F5	FEDERAL HOME LOAN BANKS	07/21/2026	20,000,000.00	20,000,000.00	19,120,111.11	4.345
574193BD9	MARYLAND ST	08/01/2026	10,270,000.00	10,231,590.20	10,413,797.12	4.365
037833BZ2	APPLE INC	08/04/2026	10,000,000.00	9,705,800.00	9,799,241.67	4.427
94988J6D4	WELLS FARGO BANK NA	08/07/2026	7,500,000.00	7,595,025.00	7,752,375.00	4.631
89236TMJ1	TOYOTA MOTOR CREDIT CORP	08/07/2026	10,000,000.00	10,027,900.00	10,186,272.22	4.503
3130ANEL0	FEDERAL HOME LOAN BANKS	08/12/2026	16,100,000.00	16,100,000.00	15,328,810.89	4.355
3130ANBR0	FEDERAL HOME LOAN BANKS	08/12/2026	11,000,000.00	11,000,000.00	10,484,035.83	4.353
3130ANPF1	FEDERAL HOME LOAN BANKS	08/25/2026	11,000,000.00	11,000,000.00	10,464,960.00	4.307
3130ANHQ6	FEDERAL HOME LOAN BANKS	08/26/2026	13,000,000.00	13,000,000.00	12,366,148.89	4.307
91282CHY0	UNITED STATES TREASURY	09/15/2026	120,000,000.00	122,197,656.35	122,371,001.10	4.255
3130B2V93	FEDERAL HOME LOAN BANKS	09/16/2026	1,630,000.00	1,629,348.00	1,647,864.80	4.561
3130ANYN4	FEDERAL HOME LOAN BANKS	09/30/2026	5,300,000.00	5,300,000.00	5,020,890.22	4.307
91282CLP4	UNITED STATES TREASURY	09/30/2026	3,000,000.00	2,973,398.44	2,989,678.49	4.240
46625HRV4	JPMORGAN CHASE & CO	10/01/2026	8,000,000.00	7,807,520.00	7,853,400.00	4.491
3130APEA9	FEDERAL HOME LOAN BANKS	10/14/2026	5,300,000.00	5,300,000.00	5,031,537.33	4.327
91282CLS8	UNITED STATES TREASURY	10/31/2026	13,500,000.00	13,485,078.13	13,564,596.38	4.253
13077DMM1	CALIFORNIA ST UNIV REV	11/01/2026	2,250,000.00	2,120,625.00	2,125,185.00	4.430
3130APKQ7	FEDERAL HOME LOAN BANKS	11/10/2026	8,500,000.00	8,500,000.00	8,051,632.08	4.334
91282CJK8	UNITED STATES TREASURY	11/15/2026	8,000,000.00	8,054,062.50	8,100,198.67	4.257
3130APQK4	FEDERAL HOME LOAN BANKS	11/18/2026	20,840,000.00	20,840,000.00	19,751,758.95	4.362
3130APQW8	FEDERAL HOME LOAN BANKS	11/24/2026	13,300,000.00	13,300,000.00	12,633,293.17	4.367
857449AC6	STATE STREET BANK AND TRUST CO	11/25/2026	7,789,000.00	7,809,796.63	7,842,619.48	4.465
91282CLY5	UNITED STATES TREASURY	11/30/2026	10,000,000.00	10,007,031.25	10,035,362.64	4.259
17325FBC1	CITIBANK NA	12/04/2026	7,000,000.00	7,124,250.00	7,133,532.00	4.631
91282CJP7	UNITED STATES TREASURY	12/15/2026	21,200,000.00	21,296,363.28	21,291,441.31	4.252
89115A3A8	TORONTO-DOMINION BANK	12/17/2026	4,000,000.00	3,999,920.00	3,996,945.78	4.704
91282CJT9	UNITED STATES TREASURY	01/15/2027	8,700,000.00	8,658,539.06	8,817,956.87	4.253
3130AQJG9	FEDERAL HOME LOAN BANKS	01/28/2027	10,000,000.00	10,000,000.00	9,541,525.00	4.341
912828V98	UNITED STATES TREASURY	02/15/2027	2,180,000.00	2,021,753.13	2,110,504.84	4.256
91282CKA8	UNITED STATES TREASURY	02/15/2027	21,450,000.00	21,298,453.13	21,725,865.07	4.258
3130AQV42	FEDERAL HOME LOAN BANKS	02/25/2027	47,000,000.00	47,000,000.00	45,027,645.00	4.423
91282CEF4	UNITED STATES TREASURY	03/31/2027	1,855,000.00	1,731,750.79	1,798,028.06	4.247
3130ARMM0	FEDERAL HOME LOAN BANKS	04/28/2027	43,500,000.00	43,500,000.00	42,629,456.25	4.424
91282CEN7	UNITED STATES TREASURY	04/30/2027	2,980,000.00	2,810,512.50	2,894,983.24	4.261
91282CKR1	UNITED STATES TREASURY	05/15/2027	1,500,000.00	1,490,976.56	1,516,233.81	4.275
3134H14N0	FEDERAL HOME LOAN MORTGAGE CORP	06/23/2027	1,640,000.00	1,640,000.00	1,645,209.73	4.814
91282CEW7	UNITED STATES TREASURY	06/30/2027	10,000,000.00	9,790,234.38	9,766,397.79	4.249
254683CW3	DCENT 2022-3 A	07/15/2027	7,428,000.00	7,388,828.89	7,401,944.23	4.536
91282CKZ3	UNITED STATES TREASURY	07/15/2027	13,475,000.00	13,574,483.40	13,781,968.56	4.266
3130B24Y8	FEDERAL HOME LOAN BANKS	07/30/2027	3,000,000.00	3,000,000.00	3,063,260.00	5.322
91282CFB2	UNITED STATES TREASURY	07/31/2027	62,200,000.00	57,801,898.45	60,618,041.07	4.274
3134HAJU8	FEDERAL HOME LOAN MORTGAGE CORP	09/09/2027	6,500,000.00	6,499,925.00	6,572,778.33	4.981
3130B2WF8	FEDERAL HOME LOAN BANKS	09/16/2027	10,000,000.00	10,000,000.00	10,112,516.67	4.683
3134HAXL2	FEDERAL HOME LOAN MORTGAGE CORP	11/12/2027	2,000,000.00	2,000,000.00	2,005,191.11	5.158
91282CLX7	UNITED STATES TREASURY	11/15/2027	10,000,000.00	9,991,406.25	10,009,456.63	4.288
58769JAZ0	MERCEDES-BENZ FINANCE NORTH AMERICA LLC	11/15/2027	3,000,000.00	3,013,530.00	3,014,043.33	4.958
3134HAD42	FEDERAL HOME LOAN MORTGAGE CORP	11/18/2027	1,000,000.00	1,000,000.00	1,006,488.06	4.872

Investment Report Holding

MTC

Base Currency: USD As of 12/31/2024

[Return to Table of Contents](#)

Dated: 01/22/2025

CUSIP	Description	Final Maturity	Original Units	Original Cost	Market Value + Accrued	Yield
17325FBL1	CITIBANK NA	11/19/2027	2,500,000.00	2,505,450.00	2,516,221.67	4.828
91282CMB4	UNITED STATES TREASURY	12/15/2027	10,000,000.00	9,901,562.50	9,941,781.32	4.279
91282CGC9	UNITED STATES TREASURY	12/31/2027	14,025,000.00	13,950,492.19	13,865,494.29	4.287
46647PEA0	JPMORGAN CHASE & CO	01/23/2028	2,600,000.00	2,614,378.00	2,667,158.00	4.847
91282CGH8	UNITED STATES TREASURY	01/31/2028	1,580,000.00	1,521,684.38	1,566,928.25	4.301
9128283W8	UNITED STATES TREASURY	02/15/2028	15,000,000.00	14,506,250.00	14,478,558.42	4.309
91282CGP0	UNITED STATES TREASURY	02/29/2028	26,675,000.00	26,337,276.72	26,795,068.45	4.309
05565EAY1	BMW US CAPITAL LLC	04/12/2028	3,000,000.00	2,915,310.00	2,913,687.50	4.985
14041NGD7	COMET 2023-1 A	05/15/2028	10,000,000.00	9,989,453.10	10,020,744.44	4.443
254683CZ6	DCENT 2023-2 A	06/15/2028	10,070,000.00	10,139,624.58	10,158,224.39	4.496
91282CHK0	UNITED STATES TREASURY	06/30/2028	10,000,000.00	9,957,812.50	9,897,704.97	4.322
06051GGR4	BANK OF AMERICA CORP	07/21/2028	2,500,000.00	2,428,025.00	2,460,547.22	4.930
95000U3A9	WELLS FARGO & CO	07/25/2028	2,000,000.00	1,990,280.00	2,034,569.33	4.956
91282CHQ7	UNITED STATES TREASURY	07/31/2028	2,000,000.00	1,997,656.25	2,020,464.46	4.338
9128284V9	UNITED STATES TREASURY	08/15/2028	20,100,000.00	18,904,992.19	19,338,599.44	4.342
38141GZU1	GOLDMAN SACHS GROUP INC	08/23/2028	2,000,000.00	1,975,560.00	2,008,732.00	4.952
91282CHX2	UNITED STATES TREASURY	08/31/2028	16,755,000.00	16,871,146.69	17,017,472.63	4.350
74456QB3	PUBLIC SERVICE ELECTRIC AND GAS CO	09/01/2028	5,000,000.00	4,825,050.00	4,869,633.33	4.798
161571HT4	CHAIT 2023-1 A	09/15/2028	1,974,000.00	1,994,356.88	2,001,761.02	4.476
02582JKD1	AMXCA 2023-3 A	09/15/2028	13,000,000.00	13,170,367.15	13,196,357.78	4.484
3137FJKE8	FHMS K-082 A2	09/25/2028	4,175,000.00	4,102,100.59	4,081,841.83	4.645
3137FJXV6	FHMS K-083 A2	09/25/2028	3,900,000.00	3,852,316.41	3,828,688.50	4.648
91282CJA0	UNITED STATES TREASURY	09/30/2028	6,000,000.00	6,075,937.50	6,126,999.73	4.350
3130B2ZN8	FEDERAL HOME LOAN BANKS	10/02/2028	2,000,000.00	2,000,000.00	2,022,958.33	4.696
3130B3HC0	FEDERAL HOME LOAN BANKS	10/23/2028	3,000,000.00	3,000,000.00	3,024,846.67	5.004
9128285M8	UNITED STATES TREASURY	11/15/2028	18,275,000.00	17,397,606.72	17,561,312.28	4.346
91282CJR3	UNITED STATES TREASURY	12/31/2028	14,000,000.00	13,791,718.75	13,687,150.28	4.368
61744YAP3	MORGAN STANLEY	01/24/2029	4,000,000.00	3,891,640.00	3,923,240.44	5.041
9128286B1	UNITED STATES TREASURY	02/15/2029	40,080,000.00	37,128,670.32	37,869,390.87	4.365
3137FLN91	FHMS K-091 A2	03/25/2029	5,000,000.00	4,825,781.25	4,791,204.17	4.689
91282CKG5	UNITED STATES TREASURY	03/31/2029	16,800,000.00	16,826,375.00	16,811,913.69	4.380
3130B3A78	FEDERAL HOME LOAN BANKS	04/10/2029	3,600,000.00	3,599,375.00	3,636,313.00	5.029
3137FLYV0	FHMS K-092 A2	04/25/2029	5,000,000.00	4,732,421.88	4,742,241.67	4.697
91282CEM9	UNITED STATES TREASURY	04/30/2029	2,000,000.00	1,891,953.13	1,892,108.07	4.381
3134H1U27	FEDERAL HOME LOAN MORTGAGE CORP	05/16/2029	23,400,000.00	23,400,000.00	23,546,074.50	5.546
3130B1G68	FEDERAL HOME LOAN BANKS	05/22/2029	1,100,000.00	1,097,250.00	1,105,768.58	5.465
91282CKX8	UNITED STATES TREASURY	06/30/2029	6,000,000.00	6,031,406.25	5,967,464.42	4.387
87166PAK7	SYNIT 2023-1 A	07/16/2029	12,500,000.00	12,671,875.00	12,704,152.78	4.640
06051GHM4	BANK OF AMERICA CORP	07/23/2029	4,000,000.00	3,943,480.00	3,972,099.78	5.069
91282CFC0	UNITED STATES TREASURY	07/31/2029	6,000,000.00	5,624,765.63	5,632,350.33	4.382
91282CFJ5	UNITED STATES TREASURY	08/31/2029	10,750,000.00	10,235,500.01	10,296,437.01	4.389
91282CFL0	UNITED STATES TREASURY	09/30/2029	6,800,000.00	6,684,984.38	6,719,422.80	4.386
3135GAWL1	FEDERAL NATIONAL MORTGAGE ASSOCIATION	10/15/2029	2,700,000.00	2,698,920.00	2,726,976.00	5.064
87166PAL5	SYNIT 2023-2 A	10/15/2029	6,500,000.00	6,638,378.89	6,640,082.22	4.668
459058LN1	INTERNATIONAL BANK FOR RECONSTRUCTION AND DEVELOPM	10/16/2029	4,250,000.00	4,180,810.00	4,175,382.40	4.474
21688ABH4	COOPERATIEVE RABOBANK UA (NEW YORK BRANCH)	10/17/2029	3,000,000.00	2,981,280.00	2,969,003.00	4.956
3135GAY39	FEDERAL NATIONAL MORTGAGE ASSOCIATION	10/30/2029	600,000.00	599,700.00	604,507.33	5.021
91282CLR0	UNITED STATES TREASURY	10/31/2029	20,575,000.00	20,622,656.26	20,483,336.67	4.391
3134HAYM9	FEDERAL HOME LOAN MORTGAGE CORP	11/08/2029	525,000.00	524,606.25	529,319.88	4.856
3134HAZC0	FEDERAL HOME LOAN MORTGAGE CORP	11/13/2029	5,000,000.00	4,995,000.00	5,021,316.67	5.107
3134HAD26	FEDERAL HOME LOAN MORTGAGE CORP	11/19/2029	2,000,000.00	2,000,000.00	2,012,846.67	4.815
3134HAE58	FEDERAL HOME LOAN MORTGAGE CORP	11/21/2029	1,500,000.00	1,500,000.00	1,509,088.33	5.225

Investment Report Holding

MTC

Base Currency: USD As of 12/31/2024

[Return to Table of Contents](#)

Dated: 01/22/2025

CUSIP	Description	Final Maturity	Original Units	Original Cost	Market Value + Accrued	Yield
857449AE2	STATE STREET BANK AND TRUST CO	11/23/2029	7,000,000.00	7,064,420.00	7,011,774.00	4.853
91282CMA6	UNITED STATES TREASURY	11/30/2029	10,000,000.00	10,003,906.25	9,922,663.74	4.384
26444HAH4	DUKE ENERGY FLORIDA LLC	12/01/2029	4,000,000.00	3,624,760.00	3,602,093.33	4.846
46647PAX4	JPMORGAN CHASE & CO	12/05/2029	4,000,000.00	3,963,200.00	3,932,821.33	5.019
64952WFK4	NEW YORK LIFE GLOBAL FUNDING	12/05/2029	3,220,000.00	3,218,164.60	3,207,288.16	4.767
05253JB59	AUSTRALIA AND NEW ZEALAND BANKING GROUP LTD (NEW Y	12/16/2029	2,500,000.00	2,488,425.00	2,483,782.29	4.807
3134HAV42	FEDERAL HOME LOAN MORTGAGE CORP	12/18/2029	2,565,000.00	2,565,000.00	2,563,133.25	5.180
07201YAA5	BAY AREA AIR QUALITY MGMT DIST CALIF CTFS PARTN	11/01/2053	16,200,000.00	16,200,000.00	16,262,713.97	4.200
---	---	01/08/2026	4,884,248,873.73	4,843,517,770.94	4,841,421,430.71	4.037

* Grouped by: CUSIP. * Groups Sorted by: Final Maturity. * Weighted by: Market Value + Accrued. * Holdings Displayed by: Lot.