

Date: October, 22, 2025
W.I.: 1251
Referred by: BATA Oversight Committee

ABSTRACT

Resolution No. 190

This resolution designates the City of Richmond as an Regional Measure 3 (RM3) Implementing Agency for the Richmond Wellness Trail Phase II Project and the Neighborhood Complete Streets Project.

- Attachment A: RM3 Project 25: Richmond-San Rafael Bridge Access Improvements, Contra Costa County Subprojects
- Attachment B: Richmond Wellness Trail Phase II Initial Project Report Form
- Attachment C: Richmond Wellness Trail Phase II Initial Project Report Excel Spreadsheet
- Attachment D: Richmond Wellness Trail Phase II Allocation Request Form
- Attachment E: Richmond Wellness Trail Phase II Allocation Request Excel Spreadsheet
- Attachment F: Neighborhood Complete Streets Initial Project Report Form
- Attachment G: Neighborhood Complete Streets Initial Project Report Excel Spreadsheet
- Attachment H: Neighborhood Complete Streets Allocation Request Form
- Attachment I: Neighborhood Complete Streets Allocation Request Excel Spreadsheet

Further discussion of this action is contained in the BATA Oversight Committee Summary Sheet dated October 8, 2025.

Date: October, 22, 2025
W.I.: 1251
Referred by: BATA Oversight Committee

RE: Regional Measure 3 Richmond-San Rafael Bridge Access Improvements: Resolution Designating City of Richmond as Implementing Agency for Richmond Wellness Trail Phase II Project and Neighborhood Complete Streets Project

BAY AREA TOLL AUTHORITY
RESOLUTION NO. 190

Sponsor Agency: Bay Area Toll Authority (BATA)
Implementing Agency: City of Richmond
Project Title: (25) Richmond-San Rafael Bridge Access Improvements
Subproject Title: (25.6) Richmond Wellness Trail Phase II
Subproject Title: (25.7) Neighborhood Complete Streets

WHEREAS, SB 595 (Chapter 650, Statutes 2017), commonly referred as Regional Measure 3, identified projects eligible to receive funding under the Regional Measure 3 Expenditure Plan; and

WHEREAS, the Metropolitan Transportation Commission (MTC) is responsible for funding projects eligible for Regional Measure 3 funds, pursuant to Streets and Highways Code Section 30914.7(a) and (c); and

WHEREAS, MTC has established a process whereby eligible transportation project sponsors may submit allocation requests for Regional Measure 3 funding; and

WHEREAS, allocation requests to MTC must be submitted consistent with procedures and conditions as outlined in Regional Measure 3 Policies and Procedures (MTC Resolution No. 4404); and

WHEREAS, BATA and CCTA are eligible project sponsors for the Richmond-San Rafael Bridge Access Improvements project in Contra Costa County, and both agencies will approve Initial Project Reports for the elements of the project according to the list of sponsoring agencies and in the amounts identified in Attachment A to this resolution; and

WHEREAS, Project 25, Richmond-San Rafael Bridge Access Improvements, Subproject 25.6, Richmond Wellness Trail Phase II, and Subproject 25.7, Neighborhood Complete Streets are eligible for consideration in the Regional Measure 3 Expenditure Plan, as identified in California Streets and Highways Code Section 30914.7(a); and

WHEREAS, BATA desires to designate the City of Richmond as an entity that is eligible to request Regional Measure 3 funds for the Subproject 25.6, Richmond Wellness Trail Phase II and Subproject 25.7, Neighborhood Complete Streets; and

WHEREAS, the Regional Measure 3 Initial Project Report (IPR) in Attachments B and C and allocation request in Attachments D and E for the Richmond Wellness Trail Phase II project, and the Initial Project Report (IPR) in Attachments F and G and allocation request in Attachments H and I for the Neighborhood Complete Streets project, attached hereto and incorporated herein as though set forth at length, lists the project, purpose, schedule, budget, expenditure and cash flow plan for which the City of Richmond is requesting that MTC allocate Regional Measure 3 funds; and

WHEREAS, the City of Richmond City Council approved the allocation request and updated IPR at its October 2025 meeting; now, therefore, be it

RESOLVED, that BATA designates the City of Richmond as the implementing agency for the project; and be it further

RESOLVED that BATA delegates responsibility for certifying the project and allocation request(s) comply with the requirements of the Metropolitan Transportation Commission's Regional Measure 3 Policies and Procedures to the City of Richmond; and be it further

RESOLVED, that BATA confirms that the City of Richmond is required to comply with the provisions of the Metropolitan Transportation Commission's Regional Measure 3 Policies and Procedures; and be it further

RESOLVED, that BATA certifies that the Richmond Wellness Trail Phase II and Neighborhood Complete Streets projects are consistent with the Regional Transportation Plan (RTP); and be it further

RESOLVED, that BATA approves the allocation request and updated Initial Project Report, attached to this resolution; and be it further

RESOLVED, that the City of Richmond is authorized to request one or more allocations totaling up to (\$2,500,000) in Regional Measure 3 funds for Richmond Wellness Trail Phase II in accordance with California Streets and Highways Code 30914.7(a); and be it further

RESOLVED, that the City of Richmond is authorized to request one or more allocations totaling up to (\$7,500,000) in Regional Measure 3 funds for Neighborhood Complete Streets in accordance with California Streets and Highways Code 30914.7(a); and be it further

RESOLVED, that BATA indemnifies and holds harmless MTC and their Commissioners, representatives, agents, and employees from and against all claims, injury, suits, demands, liability, losses, damages, and expenses, whether direct or indirect (including any and all costs

and expenses in connection therewith), incurred by reason of any act or failure to act of BATA, its officers, employees or agents, or subcontractors or any of them in connection with its performance of services under this allocation of RM3 funds. BATA agrees at its own cost, expense, and risk, to defend any and all claims, actions, suits, or other legal proceedings brought or instituted against MTC and their Commissioners, officers, agents, and employees, or any of them, arising out of such act or omission, and to pay and satisfy any resulting judgments. In addition to any other remedy authorized by law, so much of the funding due under this allocation of RM3 funds as shall reasonably be considered necessary by MTC may be retained until disposition has been made of any claim for damages, and be it further

RESOLVED, that the City of Richmond is hereby authorized to make non-substantive changes or minor amendments to the allocation request or IPR as the City of Richmond deems appropriate; and be it further

RESOLVED, that a copy of this resolution shall be transmitted to MTC in conjunction with the filing of the City of Richmond allocation request referenced herein.

BAY AREA TOLL AUTHORITY

Sue Noack, Chair

The above resolution was entered into by
the Bay Area Toll Authority
at a regular meeting of the Commission held
in San Francisco, California and at other
remote locations on October 22, 2025.


Date: October 22, 2025
W.I.: 1251
Referred by: BATA Oversight

Attachment A
Resolution No. 190
Page 1 of 1

**RM3 Project 25: Richmond-San Rafael Bridge Access Improvements, Contra Costa
County Subprojects**

Sub- project #	Project Title	Sponsor Agency	Implementing Agency	RM3 Amount (thousands)
25.2	I-580 Richmond Parkway Interchange Operational Improvements	BATA	BATA	\$ 7,000
25.3	Cutting Boulevard Transit Improvements	BATA	AC Transit	\$10,000
25.4	Richmond-San Rafael Bridge Open Road Tolling and Westbound I-580 High Occupancy Vehicle Lane	BATA	BATA	\$5,000
25.5	Point Richmond Traffic Improvements	CCTA	City of Richmond	\$780
25.6	Richmond Wellness Trail Phase II	BATA	City of Richmond	\$2,500
25.7	Neighborhood Complete Streets Project	BATA	City of Richmond	\$7,500

Note that specific projects for the balance of funds will be coordinated between BATA and CCTA at a later date.



Regional Measure 3

Initial Project Report

Project/Subproject Details

Basic Project Information

Project Number	25
Project Title	Richmond-San Rafael Bridge Access Improvements (Contra Costa County)
RM3 Funding Amount	\$75,000,000

Subproject Information

Subproject Number	25.6
Subproject Title	Richmond Wellness Trail Phase II
RM3 Funding Amount	\$2,500,000

I. Overall Subproject Information

a. Project Sponsor / Co-sponsor(s) / Implementing Agency

Sponsor: BATA

Implementing Agency: City of Richmond

b. Detailed Project Description *(include definition of deliverable segment if different from overall project/subproject)*

This allocation request will support construction of the second phase of the Richmond Wellness Trail, which when completed will conduct a road diet on Marina Way South from the Richmond BART/Amtrak Station to the San Francisco Bay Trail. Richmond Wellness Trail Phase II connects neighborhoods south of Cutting Boulevard to the Richmond Greenway Trail, a key east-west bicycle route through the City of Richmond that provides access to the Ohlone Greenway Trail to the east and through the Point Richmond Neighborhood to the Richmond-San Rafael Bridge to the west.

Richmond Wellness Trail Phase II includes the following improvements on Marina Way South:

Cutting Boulevard to Wright Avenue



Regional Measure 3 Initial Project Report

- 12' two-way Class IV cycle track separated by travel lanes by a 6' median and pop-up bicycle delineators
- Road diet on Marina Way South from 4 to 2 lanes
- Addition of planting strips and tree planting throughout
- Wayfinding signs and improvements

Wright Avenue to Hall Avenue

- Road diet on Marina Way S. from 4 to 2 lanes
- 8' northbound and southbound Class IV bikeways separated by 4' striped buffers and pop-up bicycle delineators
- Addition of planting strips and tree planting throughout
- Concrete bus islands/bulbs for AC Transit Route 74 stops
- Pedestrian, vehicle, and bicycle accessibility improvements to two railroad crossings
- Wayfinding signs and improvements

Hall Avenue to Richmond Charter Academy Entrance (1450 Marina Way S.)

- Vehicle lane width decreases from 20' to 11-12' in (1 lane in each direction)
- 6' northbound and southbound Class IV bikeways separated by 4' striped buffers and pop-up bicycle delineators
- Wayfinding signs and improvements

Richmond Charter Academy Entrance (1450 Marina Way S.) to San Francisco Bay Trail:

- Class III Bike route with sharrow markings
- Wayfinding signs and improvements

c. Impediments to Project Completion

An encroachment permit from Caltrans and GO 88B permits will be required prior to construction. Delay in permitting through the CPUC could delay project construction, but is not anticipated to impede project completion.

d. Risk Management *(describe risk management process for project budget and schedule, levels of contingency and how they were determined, and risk assessment tools used)*

Project budget assumes a 15% construction contingency in order to account for variation in material costs.

e. Operability *(describe entities responsible for operating and maintaining project once completed/implemented)*

The City of Richmond will be responsible for operation and maintenance of this project once completed.

f. Project Graphic(s) *(include below or attach)*

See attached.



II. Project Phase Description and Status

a. Environmental/Planning

Does NEPA apply? Yes ☐ No ☒

Project environmental and planning phases have been completed.

b. Design

Design has been completed up to 95% PS&E. 100% PS&E is anticipated to be completed by the beginning of September.

c. Right-of-Way Activities / Acquisition

N/A

d. Construction / Vehicle Acquisition / Operating

Construction is anticipated to begin in March 2026, with completion expected in March 2027.

III. Project Schedule

Phase-Milestone	Planned	
	Start Date	Completion Date
Environmental Studies, Preliminary Eng. (ENV / PE / PA&ED)	June 2024	March 2025
Final Design - Plans, Specs. & Estimates (PS&E)	March 2025	September 2025
Right-of-Way Activities /Acquisition (R/W)	n/a	n/a
Construction (Begin – Open for Use) / Acquisition (CON)	March 2026	May 2027

IV. Project Budget

Capital

Project Budget	Total Amount - Escalated to Year of Expenditure (YOE)- (Thousands)
Environmental Studies & Preliminary Eng (ENV / PE / PA&ED)	\$5
Design - Plans, Specifications and Estimates (PS&E)	\$700
Right-of-Way Activities /Acquisition (R/W)	n/a
Construction (CON)	\$6,150



Regional Measure 3 Initial Project Report

Total Project Budget (in thousands)	\$6,855
-------------------------------------	---------

V. Project Funding

Please provide a detailed funding plan in the Excel portion of the IPR. Use this section for additional detail or narrative as needed and to describe plans for any "To Be Determined" funding sources, including phase and year needed.

VI. Contact/Preparation Information

Contact for Project Sponsor

Name: Michelle Go

Title: Principal Planner

Phone: 415.778.6649

Email: mgo@bayareametro.gov

Mailing Address: 375 Beale St. Ste 800, San Francisco, CA 94105

Person Preparing Initial Project Report (if different from above)

Name: Janney Lockman

Title: Associate Transportation Planner

Phone: 510-307-8097

Email: janney_lockman@ci.richmond.ca.us

Mailing Address: 450 Civic Center Plaza P.O. Box 4046 Richmond, CA 94804

**Regional Measure 3
 Initial Project Report - Subproject Report
 Funding Plan**

Project Title:	Richmond-San Rafael Bridge Access Improvements	
Subproject Title	Richmond Wellness Trail Phase II	
Project/Subproject Number:	25.6	
Total RM3 Funding:	\$	2,500,000

(add rows as necessary)

CAPITAL FUNDING

Funding Source	Committed? (Yes/No)	Total Amount (\$ thousands)	Amount Expended (\$ thousands)	Amount Remaining (\$ thousands)
ENV				
TCC	Yes	\$ 5	\$ 5	\$ -
				\$ -
				\$ -
				\$ -
				\$ -
				\$ -
ENV Subtotal		\$ 5	\$ 5	\$ -
PSE				
TCC	Yes	\$ 700	\$ 550	\$ 150
				\$ -
				\$ -
				\$ -
				\$ -
				\$ -
PSE Subtotal		\$ 700	\$ 550	\$ 150
ROW				
				\$ -
				\$ -
				\$ -
				\$ -
				\$ -
				\$ -
ROW Subtotal		\$ -	\$ -	\$ -
CON				
RM3	No	\$ 2,500		\$ 2,500
TCC	Yes	\$ 3,000		\$ 3,000
AHSC	Yes	\$ 650		\$ 650
				\$ -
				\$ -
				\$ -
				\$ -
				\$ -
				\$ -
				\$ -
CON Subtotal		\$ 6,150	\$ -	\$ 6,150
Capital Funding Total		\$ 6,855	\$ 555	\$ 6,300

OPERATING FUNDING (Annual)

Funding Source	Phase	Committed? (Yes/No)	Total Amount (\$ thousands)
	Operating		
Operating Funding Total			\$ -

Regional Measure 3
Initial Project Report - Subproject Report
Cash Flow Plan

Project Title:	Richmond-San Rafael Bridge Access Improvements
Subproject Title	Richmond Wellness Trail Phase II
Project/Subproject Number:	25.6
Total RM3 Funding:	\$ 2,500,000

(please include all planned funding, add rows as necessary)

RM3 Cash Flow Plan for Deliverable Segment - Funding by planned year of expenditure

Funding Source	Prior	2024-25	2025-26	2026-27	2027-28	2028-29	2029-30	2030-31	Future committed	Total Amount (\$ thousands)
ENV										
RM 3										\$ -
TCC		\$ 5								\$ 5
										\$ -
										\$ -
										\$ -
										\$ -
ENV Subtotal	\$ -	\$ 5	\$ -	\$ -	\$ -	\$ -	\$ -	\$ -	\$ -	\$ 5
PSE										
RM 3										\$ -
TCC		\$ 550	\$ 150							\$ 700
										\$ -
										\$ -
										\$ -
										\$ -
PSE Subtotal	\$ -	\$ 550	\$ 150	\$ -	\$ -	\$ -	\$ -	\$ -	\$ -	\$ 700
ROW										
RM 3										\$ -
										\$ -
										\$ -
										\$ -
										\$ -
										\$ -
ROW Subtotal	\$ -	\$ -	\$ -	\$ -	\$ -	\$ -	\$ -	\$ -	\$ -	\$ -
CON										
RM 3				\$ 2,500						\$ 2,500
TCC				\$ 3,000						\$ 3,000
AHSC				\$ 650						\$ 650
										\$ -
										\$ -
										\$ -
										\$ -
										\$ -
										\$ -
										\$ -
CON Subtotal	\$ -	\$ -	\$ -	\$ 6,150	\$ -	\$ -	\$ -	\$ -	\$ -	\$ 6,150
RM 3 Funding Subtotal	\$ -	\$ -	\$ -	\$ 2,500	\$ -	\$ -	\$ -	\$ -	\$ -	\$ 2,500
Capital Funding Total	\$ -	\$ 555	\$ 150	\$ 6,150	\$ -	\$ -	\$ -	\$ -	\$ -	\$ 6,855

Regional Measure 3
Initial Project Report - Subproject Report
Estimated Budget Plan

Project Title:

Subproject Title


Project/Subproject Number:

Total RM3 Funding:

Richmond-San Rafael Bridge Access Improvements	
Richmond Wellness Trail Phase II	
25.6	
\$ 2,500,000	

1. Direct Labor of Implementing Agency (specify by name and job function)			
	Estimated Hours	Rate/Hour	Total Estimated cost
			\$ -
			\$ -
			\$ -
			\$ -
			\$ -
			\$ -
Direct Labor Subtotal			\$ -
2. Overhead and direct benefits (specify)		Rate	x Base
		\$ -	
		0	
		0	
		0	
		0	
		0	
Overhead and Benefit Subtotal			\$ -
3. Direct Capital Costs (include engineer's estimate on construction, right-of-way, or vehicle acquisition)			
	Unit (if applicable)	Cost per unit	Total Estimated cost
Construction Contract			\$ 6,150,000
			\$ -
			\$ -
			\$ -
			\$ -
			\$ -
Direct Capital Costs Subtotal			\$ 6,150,000
4. Consultants (Identify purpose and/or consultant)			Total Estimated cost
Consultants Subtotal			\$ -
5. Other direct costs			Total Estimated cost
Other Direct Costs Subtotal			\$ -
Total Estimated Costs			\$ 6,150,000

Comments:



Regional Measure 3 Allocation Request

RM3 Project Information

Project Number	25
Project Title	Richmond-San Rafael Bridge Access Improvements (Contra Costa County)
Project Funding Amount	\$75,000,000

Subproject Information (if different from overall RM3 project)

Subproject Number	25.6
Subproject Title	Richmond Wellness Trail Phase II
Subproject Funding Amount	\$2,500,000

RM3 Allocation History (Add lines as necessary)

	MTC Approval Date	Amount	Phase
#1:			
#2			
#3			

Total: \$

Current Allocation Request:

Request submittal date	Amount	Phase
August 15, 2025	\$2,500,000	Construction

I. RM3 Allocation Request Information

- Describe the current status of the project, including any progress since the last allocation request or IPR update, if applicable.

Project is currently at 90% PS&E, with 100% PS&E anticipated to be complete by September 2025.

- b. **Describe the scope of the allocation request. Provide background and other details as necessary. The scope must be consistent with the RM3 statute. If the scope differs from the most recent IPR for this project, please describe the reason for any changes here; a revised IPR may be necessary.**

This allocation request will support construction of the second phase of the Richmond Wellness Trail, which when completed will conduct a road diet on Marina Way South from the Richmond BART/Amtrak Station to the San Francisco Bay Trail. Richmond Wellness Trail Phase II connects neighborhoods south of Cutting Boulevard to the Richmond Greenway Trail, a key east-west bicycle route through the City of Richmond that provides access to the Ohlone Greenway Trail to the east and through the Point Richmond Neighborhood to the Richmond-San Rafael Bridge to the west.

Richmond Wellness Trail Phase II includes the following improvements on Marina Way South:

Cutting Boulevard to Wright Avenue

- 12' two-way Class IV cycle track separated by travel lanes by a 6' median and pop-up bicycle delineators
- Road diet on Marina Way South from 4 to 2 lanes
- Addition of planting strips and tree planting throughout
- Wayfinding signs and improvements

Wright Avenue to Hall Avenue

- Road diet on Marina Way S. from 4 to 2 lanes
- 8' northbound and southbound Class IV bikeways separated by 4' stripped buffers and pop-up bicycle delineators
- Addition of planting strips and tree planting throughout
- Concrete bus islands/bulbs for AC Transit Route 74 stops
- Pedestrian, vehicle, and bicycle accessibility improvements to two railroad crossings
- Wayfinding signs and improvements

Hall Avenue to Richmond Charter Academy Entrance (1450 Marina Way S.)

- Vehicle lane width decreases from 20' to 11-12' in (1 lane in each direction)
- 6' northbound and southbound Class IV bikeways separated by 4' stripped buffers and pop-up bicycle delineators
- Wayfinding signs and improvements

Richmond Charter Academy Entrance (1450 Marina Way S.) to San Francisco Bay Trail:

- Class III Bike route with sharrow markings
- Wayfinding signs and improvements

- c. **Deliverable segment budget – please fill out attached Excel file. If the budget differs from the most recent IPR for this project, please describe the reason for any changes here; a revised IPR may be necessary.**

- d. Schedule – what is the expected completion date of the phase for this allocation? Describe any significant milestones.**

Construction is expected to begin in March 2026 and be completed by March 2027.

- e. If the project received an RM3 Letter of No Prejudice, how much has been spent against the approved RM3 LONP amount? (Note: the scope and RM3 amount for this allocation request should match the approved LONP)**

N/A

f. Request Details

Amount being requested	\$2,500,000
Project phase being requested	Construction
Are there other fund sources involved in this phase?	<input checked="" type="checkbox"/> Yes <input type="checkbox"/> No
Date of anticipated Implementing Agency Board approval of RM3 Allocation Request resolution for the allocation being requested	October 21, 2025
Month/year being requested for MTC commission approval of allocation	October 2025

Note: Allocation requests are recommended to be submitted to MTC staff for review sixty (60) days prior to action by the Implementing Agency Board

- g. List any other planned bridge toll allocation requests in the next 12 months**

None.

Regional Measure 3

Allocation Request

Funding Plan - Deliverable Segment - Fully funded phase or segment of total project

Project Title:	Richmond-San Rafael Bridge Access Improvements (Contra Costa County)
Subproject Title	Richmond Wellness Trail Phase II
Project/Subproject Number:	25.6
Total RM3 Funding:	\$ 2,500,000

(add rows as necessary)

RM3 Deliverable Segment Funding Plan - Funding by planned year of allocation

Funding Source	Phase	Prior	2024-25	2025-26	2026-27	2027-28	2028-29	2029-30	2030-31	Future committed	Total Amount (\$ thousands)	Amount Expended (\$ thousands)	Amount Remaining (\$ thousands)
RM3	ENV										\$ -		\$ -
TCC	ENV			\$ 5							\$ 5		\$ 5
											\$ -		\$ -
											\$ -		\$ -
											\$ -		\$ -
ENV Subtotal		\$ -	\$ -	\$ 5	\$ -	\$ -	\$ -	\$ -	\$ -	\$ -	\$ 5	\$ -	\$ 5
RM 3	PSE										\$ -		\$ -
TCC	PSE			\$ 700							\$ 700		\$ 700
											\$ -		\$ -
											\$ -		\$ -
											\$ -		\$ -
PSE Subtotal		\$ -	\$ -	\$ 700	\$ -	\$ -	\$ -	\$ -	\$ -	\$ -	\$ 700	\$ -	\$ 700
RM 3	ROW										\$ -		\$ -
	ROW										\$ -		\$ -
											\$ -		\$ -
											\$ -		\$ -
ROW Subtotal		\$ -	\$ -	\$ -	\$ -	\$ -	\$ -	\$ -	\$ -	\$ -	\$ -	\$ -	\$ -
RM 3	CON				\$ 2,500						\$ 2,500		\$ 2,500
TCC	CON				\$ 3,000						\$ 3,000		\$ 3,000
AHSC	CON				\$ 650						\$ 650		\$ 650
											\$ -		\$ -
											\$ -		\$ -
											\$ -		\$ -
											\$ -		\$ -
CON Subtotal		\$ -	\$ -	\$ -	\$ 6,150	\$ -	\$ -	\$ -	\$ -	\$ -	\$ 6,150	\$ -	\$ 6,150
RM 3 Funding Subtotal		\$ -	\$ -	\$ -	\$ 2,500	\$ -	\$ -	\$ -	\$ -	\$ -	\$ 2,500	\$ -	\$ 2,500
Capital Funding Total		\$ -	\$ -	\$ 705	\$ 6,150	\$ -	\$ -	\$ -	\$ -	\$ -	\$ 6,855	\$ -	\$ 6,855

Regional Measure 3
Allocation Request
Cash Flow Plan

Project Title:	Richmond-San Rafael Bridge Access Improvements (Contra Costa County)
Subproject Title:	Richmond Wellness Trail Phase II
Project/Subproject Number:	25.6
Total RM3 Funding:	\$ 2,500,000

(please include all planned funding, add rows as necessary)

Please update the columns below based on your allocation month. The first six months of cash flow are monthly, followed by quarterly, then annually as long as you can reasonably estimate projected expenditures

RM3 Cash Flow Plan for Deliverable Segment - Funding by requested expenditure period

Funding Source(s)		2025 Q4 (April - June 2025)																			2026 Q1 (July- Sept 2025)	2026 Q2 (Oct - Dec 2025)	2026 Q3 (Jan - March 2026)	2026 Q4 (April - June 2026)	2027 Q1 (July- Sept 2026)	2027 Q2 (Oct - Dec 2026)	2027 Q3 (Jan - March 2027)	2027 Q4 (April - June 2027)	2028 Q1 (July- Sept 2027)	2028 Q2 (Oct - Dec 2027)	2028 Q3 (Jan - March 2028)	Future committed (if applicable)	Total Amount (\$ millions)	Amount Expended (\$ millions)	Amount Remaining (\$ millions)
List all funding sources besides RM3		Prior	Dec-24	Jan-25	Feb-25	Mar-25	2025 Q4 (April - June 2025)	2026 Q1 (July- Sept 2025)	2026 Q2 (Oct - Dec 2025)	2026 Q3 (Jan - March 2026)	2026 Q4 (April - June 2026)	2027 Q1 (July- Sept 2026)	2027 Q2 (Oct - Dec 2026)	2027 Q3 (Jan - March 2027)	2027 Q4 (April - June 2027)	2028 Q1 (July- Sept 2027)	2028 Q2 (Oct - Dec 2027)	2028 Q3 (Jan - March 2028)	Future committed (if applicable)	Total Amount (\$ millions)	Amount Expended (\$ millions)	Amount Remaining (\$ millions)													
RM 3	ENV																			\$ -	\$ -	\$ -													
TCC	ENV	\$ 5,000																		\$ -	\$ -	\$ -													
																				\$ -	\$ -	\$ -													
																				\$ -	\$ -	\$ -													
																				\$ -	\$ -	\$ -													
ENV Subtotal		\$ 5,000								\$ -	\$ -	\$ -	\$ -	\$ -	\$ -	\$ -	\$ -	\$ -	\$ -	\$ -	\$ -	\$ -													
RM 3	PSE																			\$ -	\$ -	\$ -													
TCC	PSE	\$ 100,000	\$ 50,000	\$ 50,000	\$ 100,000	\$ 100,000	\$ 150,000	\$ 150,000												\$ -	\$ -	\$ -													
																				\$ -	\$ -	\$ -													
																				\$ -	\$ -	\$ -													
																				\$ -	\$ -	\$ -													
PSE Subtotal		\$ 100,000								\$ -	\$ -	\$ -	\$ -	\$ -	\$ -	\$ -	\$ -	\$ -	\$ -	\$ -	\$ -	\$ -													
RM 3	ROW																			\$ -	\$ -	\$ -													
																				\$ -	\$ -	\$ -													
																				\$ -	\$ -	\$ -													
																				\$ -	\$ -	\$ -													
																				\$ -	\$ -	\$ -													
ROW Subtotal		\$ -																		\$ -	\$ -	\$ -													
RM 3	CON									\$ 250,000	\$ 750,000	\$ 750,000	\$ 500,000	\$ 250,000						\$ 2,500,000	\$ -	\$ 2,500,000													
TCC	CON									\$ 300,000	\$ 800,000	\$ 800,000	\$ 700,000	\$ 400,000						\$ 3,000,000	\$ -	\$ 3,000,000													
AHSC	CON									\$ 75,000	\$ 200,000	\$ 200,000	\$ 100,000	\$ 75,000						\$ 650,000	\$ -	\$ 650,000													
																				\$ -	\$ -	\$ -													
																				\$ -	\$ -	\$ -													
																				\$ -	\$ -	\$ -													
																				\$ -	\$ -	\$ -													
																				\$ -	\$ -	\$ -													
CON Subtotal		\$ -								\$ 625,000	\$ 1,750,000	\$ 1,750,000	\$ 1,300,000	\$ 725,000	\$ -	\$ -	\$ -	\$ -	\$ -	\$ -	\$ 6,150,000	\$ -	\$ 6,150,000												
RM 3 Funding Subtotal		\$ -								\$ 250,000	\$ 750,000	\$ 750,000	\$ 500,000	\$ 250,000	\$ -	\$ -	\$ -	\$ -	\$ -	\$ -	\$ 2,500,000	\$ -	\$ 2,500,000												
Capital Funding Total		\$ 105,000								\$ 625,000	\$ 1,750,000	\$ 1,750,000	\$ 1,300,000	\$ 725,000	\$ -	\$ -	\$ -	\$ -	\$ -	\$ -	\$ 6,150,000	\$ -	\$ 6,150,000												

Notes: RM3 funds should be drawn down approximately proportionately with other funding sources in the same phase. The allocation expiration date will be the end of the final fiscal year in which RM3 funds are planned to be expended for the requested phase.

**Regional Measure 3
Allocation Request
Estimated Budget Plan**

Project Title:

Subproject Title


Project/Subproject Number:

Total RM3 Funding:

Richmond-San Rafael Bridge Access Improvements (Contra Costa County)	
Richmond Wellness Trail Phase II	
25.6	
\$	2,500,000

1. Direct Labor of Implementing Agency (specify by name and job function)			
	Estimated Hours	Rate/Hour	Total Estimated cost
			\$ -
			\$ -
			\$ -
			\$ -
			\$ -
Direct Labor Subtotal			\$ -
2. Overhead and direct benefits (specify)		Rate	x Base
Overhead		\$ -	
		\$ -	
		\$ -	
		\$ -	
		\$ -	
		\$ -	
Overhead and Benefit Subtotal			\$ -
3. Direct Capital Costs (include engineer's estimate on construction, right-of-way, or vehicle acquisition)			
	Unit (if applicable)	Cost per unit	Total Estimated cost
Construction Contract			\$ 6,150,000
			\$ -
			\$ -
			\$ -
Direct Capital Costs Subtotal			\$ 6,150,000
4. Consultants (Identify purpose and/or consultant)			Total Estimated cost
Consultants Subtotal			\$ -
5. Other direct costs			Total Estimated cost
Other Direct Costs Subtotal			\$ -
Total Estimated Costs			\$ 6,150,000

Comments:



Regional Measure 3

Initial Project Report

Project/Subproject Details

Basic Project Information

Project Number	25
Project Title	Richmond-San Rafael Bridge Access Improvements (Contra Costa County)
RM3 Funding Amount	\$75,000,000

Subproject Information

Subproject Number	25.7
Subproject Title	Neighborhood Complete Streets Project
RM3 Funding Amount	\$7,500,000

I. Overall Subproject Information

a. Project Sponsor / Co-sponsor(s) / Implementing Agency

Sponsor: BATA

Implementing Agency: City of Richmond

b. Detailed Project Description *(include definition of deliverable segment if different from overall project/subproject)*

The Neighborhood Complete Streets Project will support safe and comfortable pedestrian and bicycle connectivity from Richmond's Iron Triangle Neighborhood to the Richmond Ferry Terminal. This project will also fund construction for traffic signal improvements and pedestrian scale lighting throughout the Richmond Wellness Trail Phase II project (Marina Way South from Cutting Boulevard to the San Francisco Bay Trail). RM3 funding would be used for Construction phase.

The Neighborhood Complete Streets Project features improvements Richmond Streets described below:

- Harbour Way South: This street was identified in Richmond's Local Road Safety Plan as part of the city's multimodal High Injury Network. Harbour Way South is a north south connection between the Iron Triangle and Downtown Richmond to the Richmond Ferry, serves several neighborhoods, connects to the Richmond Greenway which provides access to the Ohlone Greenway to the east and connects through Point Richmond to the



Regional Measure 3 Initial Project Report

Richmond-San Rafael Bridge to the west. At Pennsylvania Avenue, north of the project area, Harbour Way South connects to 13th Street, the location of the 13th Street Harbour Way South Improvements (Chanslor Avenue to Hoffman Boulevard):

- Road diet from four to two lanes
- Class IV Bicycle Lanes
- New traffic signal at Florida Ave. and Harbour Way South to facilitate safety for all modes of transportation near Nystrom Elementary School and Richmond College Prep.
- New Traffic signals on at Cutting Boulevard, Maine Ave., Ohio Ave., and Chanslor Way intersections
- Bus bulbs and bus stop enhancements for AC Transit Routes 70, 76, 675, and 681
- Tree planting
- Pedestrian scale lighting improvements
- **Wright Avenue:** Wright Avenue is a low-volume, east-west street that connects Harbour Way South and Marina Way South (Richmond Wellness Trail) with a Class III bike route that is an existing segment of the Bay Trail. Sidewalks exist on one side of the street only, sharrow markings are faded, and current pavement condition makes this route less comfortable for cyclists.

Wright Avenue Improvements:

- Constructing sidewalks with ADA-compliant curb ramps on south side of the street and complete any missing sidewalks on north side of the streets.
- Paving
- Storm drain facilities
- Install thermoplastic markings and wayfinding for Class III bicycle facility.
- **Ohio Avenue:** Ohio Avenue is an east-west street that features Class IV bike lanes and connects the Richmond Greenway and Harbour Way South to bicycle facilities on Garrard Boulevard, which bring cyclists through Point Richmond to the Richmond-San Rafael Bridge. Existing bike lanes cross the BNSF railroad but are not compliant with CPUC and BNSF requirements for crossing and are in poor condition.

Ohio Avenue Improvements:

- Construct CPUC and BNSF-compliant Class IV bicycle lanes over BNSF railroad crossing.
- Upgrading Class IV bikeway from Harbour Way South to Garrard Boulevard.
- **Marina Way South Improvements** (Cutting Boulevard to San Francisco Bay Trail):
 - Pedestrian scale lighting
 - Install a new traffic signal on Cutting Boulevard and Marina Way S. intersection with video detection for vehicles and cyclists, vehicle right turn restrictions, and dedicated left turn phase on Cutting Boulevard
 - Modifying traffic signal at Wright Avenue and Marina Way South intersection to accommodate new Class IV bicycle lanes on Marina Way South.

c. Impediments to Project Completion



Regional Measure 3 Initial Project Report

An encroachment permit from Caltrans and GO 88B permits will be required prior to construction. Delay in permitting through the CPUC could delay project construction, but is not anticipated to impede project completion.

- d. Risk Management** *(describe risk management process for project budget and schedule, levels of contingency and how they were determined, and risk assessment tools used)*

Project assumes a 15% contingency, determined based on construction costs.

- e. Operability** *(describe entities responsible for operating and maintaining project once completed/implemented)*

The City of Richmond will be responsible for operating and maintaining this project once completed.

- f. Project Graphic(s)** *(include below or attach)*

See attached.

II. Project Phase Description and Status

- a. Environmental/Planning**

Does NEPA apply? Yes ☐ No ☒

Completed. Project considered CEQA CE.

- b. Design**

Development of 100% PS&E is anticipated to be completed by September 2025.

- c. Right-of-Way Activities / Acquisition**

N/A

- d. Construction / Vehicle Acquisition / Operating**

Construction is anticipated to begin in November 2026, with project completion expected in July 2027.

III. Project Schedule

Phase-Milestone	Planned	
	Start Date	Completion Date



Regional Measure 3 Initial Project Report

Environmental Studies, Preliminary Eng. (ENV / PE / PA&ED)	June 2024	March 2025
Final Design - Plans, Specs. & Estimates (PS&E)	3/31/2025	8/31/2025
Right-of-Way Activities /Acquisition (R/W)	n/a	n/a
Construction (Begin – Open for Use) / Acquisition (CON)	November 2026	July 2027

IV. Project Budget

Capital

Project Budget	Total Amount - Escalated to Year of Expenditure (YOE)- (Thousands)
Environmental Studies & Preliminary Eng (ENV / PE / PA&ED)	\$5
Design - Plans, Specifications and Estimates (PS&E)	\$500
Right-of-Way Activities /Acquisition (R/W)	n/a
Construction (CON)	\$12,294
Total Project Budget (in thousands)	\$12,799

V. Project Funding

Please provide a detailed funding plan in the Excel portion of the IPR. Use this section for additional detail or narrative as needed and to describe plans for any "To Be Determined" funding sources, including phase and year needed.

VI. Contact/Preparation Information

Contact for Project Sponsor

Name: Michelle Go

Title: Principal Planner

Phone: 415.778.6649

Email: mgo@bayareametro.gov

Mailing Address: 375 Beale St. Ste 800, San Francisco, CA 94105

Person Preparing Initial Project Report (if different from above)

Name: Janney Lockman

Title: Associate Transportation Planner

Phone: 510-307-8097



Regional Measure 3 Initial Project Report

Email: janney_lockman@ci.richmond.ca.us

Mailing Address: 450 Civic Center Plaza Richmond, CA 94804

Regional Measure 3
Initial Project Report - Subproject Report
Funding Plan

Project Title:	Richmond-San Rafael Bridge Access Improvements (Contra Costa)	
Subproject Title	Neighborhood Complete Streets	
Project/Subproject Number:	25.7	
Total RM3 Funding:	\$	7,500,000

(add rows as necessary)

CAPITAL FUNDING

Funding Source	Committed? (Yes/No)	Total Amount (\$ thousands)	Amount Expended (\$ thousands)	Amount Remaining (\$ thousands)
ENV				
TCC	Yes	\$ 5	\$ 5	\$ -
				\$ -
				\$ -
				\$ -
				\$ -
				\$ -
ENV Subtotal		\$ 5	\$ 5	\$ -
PSE				
TCC	Yes	\$ 500	\$ 400	\$ 100
				\$ -
				\$ -
				\$ -
				\$ -
				\$ -
PSE Subtotal		\$ 500	\$ 400	\$ 100
ROW				
				\$ -
				\$ -
				\$ -
				\$ -
				\$ -
				\$ -
ROW Subtotal		\$ -	\$ -	\$ -
CON				
RM3	No	\$ 7,500		\$ 7,500
TCC	Yes	\$ 4,270		\$ 4,270
AHSC	Yes	\$ 524		\$ 524
				\$ -
				\$ -
				\$ -
				\$ -
				\$ -
				\$ -
				\$ -
CON Subtotal		\$ 12,294	\$ -	\$ 12,294
Capital Funding Total		\$ 12,799	\$ 405	\$ 12,394

OPERATING FUNDING (Annual)

Funding Source	Phase	Committed? (Yes/No)	Total Amount (\$ thousands)
	Operating		
Operating Funding Total			\$ -

Regional Measure 3
Initial Project Report - Subproject Report
Cash Flow Plan

Project Title:	Richmond-San Rafael Bridge Access Improvements (Contra Costa)
Subproject Title	Neighborhood Complete Streets
Project/Subproject Number:	25.7
Total RM3 Funding:	\$ 7,500,000

(please include all planned funding, add rows as necessary)

RM3 Cash Flow Plan for Deliverable Segment - Funding by planned year of expenditure


Funding Source	Prior	2024-25	2025-26	2026-27	2027-28	2028-29	2029-30	2030-31	Future committed	Total Amount (\$ thousands)
ENV										
RM 3										\$ -
TCC		\$ 5								\$ 5
										\$ -
										\$ -
										\$ -
										\$ -
ENV Subtotal	\$ -	\$ 5	\$ -	\$ -	\$ -	\$ -	\$ -	\$ -	\$ -	\$ 5
PSE										
RM 3										\$ -
TCC		\$ 400	\$ 100							\$ 500
										\$ -
										\$ -
										\$ -
										\$ -
PSE Subtotal	\$ -	\$ 400	\$ 100	\$ -	\$ -	\$ -	\$ -	\$ -	\$ -	\$ 500
ROW										
RM 3										\$ -
										\$ -
										\$ -
										\$ -
										\$ -
										\$ -
ROW Subtotal	\$ -	\$ -	\$ -	\$ -	\$ -	\$ -	\$ -	\$ -	\$ -	\$ -
CON										
RM 3				\$ 7,500						\$ 7,500
TCC				\$ 4,270						\$ 4,270
AHSC				\$ 524						\$ 524
										\$ -
										\$ -
										\$ -
										\$ -
										\$ -
										\$ -
										\$ -
CON Subtotal	\$ -	\$ -	\$ -	\$ 12,294	\$ -	\$ -	\$ -	\$ -	\$ -	\$ 12,294
RM 3 Funding Subtotal	\$ -	\$ -	\$ -	\$ 7,500	\$ -	\$ -	\$ -	\$ -	\$ -	\$ 7,500
Capital Funding Total	\$ -	\$ 405	\$ 100	\$ 12,294	\$ -	\$ -	\$ -	\$ -	\$ -	\$ 12,799

**Regional Measure 3
 Initial Project Report - Subproject Report
 Estimated Budget Plan**

Project Title:	Richmond-San Rafael Bridge Access Improvements (Contra Costa)
Subproject Title	Neighborhood Complete Streets
Project/Subproject Number:	25.7
Total RM3 Funding:	\$ 7,500,000

1. Direct Labor of Implementing Agency (specify by name and job function)			
	Estimated Hours	Rate/Hour	Total Estimated cost
			\$ -
			\$ -
			\$ -
			\$ -
			\$ -
			\$ -
Direct Labor Subtotal			\$ -
2. Overhead and direct benefits (specify)		Rate	x Base
		\$ -	
		0	
		0	
		0	
		0	
		0	
Overhead and Benefit Subtotal			\$ -
3. Direct Capital Costs (include engineer's estimate on construction, right-of-way, or vehicle acquisition)			
	Unit (if applicable)	Cost per unit	Total Estimated cost
Construction Contract			\$ 12,294
			\$ -
			\$ -
			\$ -
			\$ -
			\$ -
Direct Capital Costs Subtotal			\$ 12,294
4. Consultants (Identify purpose and/or consultant)			Total Estimated cost
Consultants Subtotal			\$ -
5. Other direct costs			Total Estimated cost
Other Direct Costs Subtotal			\$ -
Total Estimated Costs			\$ 12,294

Comments:



Regional Measure 3 Allocation Request

RM3 Project Information

Project Number	25
Project Title	Richmond-San Rafael Bridge Access Improvements (Contra Costa County)
Project Funding Amount	\$75,000,000

Subproject Information (if different from overall RM3 project)

Subproject Number	25.7
Subproject Title	Neighborhood Complete Streets
Subproject Funding Amount	\$7,500,000

RM3 Allocation History (Add lines as necessary)

	MTC Approval Date	Amount	Phase
#1:			
#2			
#3			

Total: \$

Current Allocation Request:

Request submittal date	Amount	Phase
8/15/2025	\$7,500,000	Construction

I. RM3 Allocation Request Information

- Describe the current status of the project, including any progress since the last allocation request or IPR update, if applicable.

95% PS&E is currently in progress, with 100% plans expected to be complete by September 2025.

- b. **Describe the scope of the allocation request. Provide background and other details as necessary. The scope must be consistent with the RM3 statute. If the scope differs from the most recent IPR for this project, please describe the reason for any changes here; a revised IPR may be necessary.**

The Neighborhood Complete Streets Project will support safe and comfortable pedestrian and bicycle connectivity from Richmond's Iron Triangle Neighborhood to the Richmond Ferry Terminal. This project will also fund construction for traffic signal improvements and pedestrian scale lighting throughout the Richmond Wellness Trail Phase II project (Marina Way South from Cutting Boulevard to the San Francisco Bay Trail). RM3 funding would be used for Construction phase.

The Neighborhood Complete Streets Project features improvements Richmond Streets described below:

- Harbour Way South: This street was identified in Richmond's Local Road Safety Plan as part of the city's multimodal High Injury Network. Harbour Way South is a north south connection between the Iron Triangle and Downtown Richmond to the Richmond Ferry, serves several neighborhoods, connects to the Richmond Greenway which provides access to the Ohlone Greenway to the east and connects through Point Richmond to the Richmond-San Rafael Bridge to the west. At Pennsylvania Avenue, north of the project area, Harbour Way South connects to 13th Street, the location of the 13th Street Harbour Way South Improvements (Chanslor Avenue to Hoffman Boulevard):
 - Road diet from four to two lanes
 - Class IV Bicycle Lanes
 - New traffic signal at Florida Ave. and Harbour Way South to facilitate safety for all modes of transportation near Nystrom Elementary School and Richmond College Prep.
 - New Traffic signals on at Cutting Boulevard, Maine Ave., Ohio Ave., and Chanslor Way intersections
 - Bus bulbs and bus stop enhancements for AC Transit Routes 70, 76, 675, and 681
 - Tree planting
 - Pedestrian scale lighting improvements
- Wright Avenue: Wright Avenue is a low-volume, east-west street that connects Harbour Way South and Marina Way South (Richmond Wellness Trail) with a Class III bike route that is an existing segment of the Bay Trail. Sidewalks exist on one side of the street only, sharrow markings are faded, and current pavement condition makes this route less comfortable for cyclists.

Wright Avenue Improvements:

 - Constructing sidewalks with ADA-compliant curb ramps on south side of the street and complete any missing sidewalks on north side of the streets.
 - Paving

- Storm drain facilities
- Install thermoplastic markings and wayfinding for Class III bicycle facility.
- **Ohio Avenue:** Ohio Avenue is an east-west street that features Class IV bike lanes and connects the Richmond Greenway and Harbour Way South to bicycle facilities on Garrard Boulevard, which bring cyclists through Point Richmond to the Richmond-San Rafael Bridge. Existing bike lanes cross the BNSF railroad but are not compliant with CPUC and BNSF requirements for crossing and are in poor condition.
Ohio Avenue Improvements:
 - Construct CPUC and BNSF-compliant Class IV bicycle lanes over BNSF railroad crossing.
 - Upgrading Class IV bikeway from Harbour Way South to Garrard Boulevard.
- Marina Way South Improvements (Cutting Boulevard to San Francisco Bay Trail):
 - Pedestrian scale lighting
 - Install a new traffic signal on Cutting Boulevard and Marina Way S. intersection with video detection for vehicles and cyclists, vehicle right turn restrictions, and dedicated left turn phase on Cutting Boulevard
 - Modifying traffic signal at Wright Avenue and Marina Way South intersection to accommodate new Class IV bicycle lanes on Marina Way South.

- c. Deliverable segment budget – please fill out attached Excel file. If the budget differs from the most recent IPR for this project, please describe the reason for any changes here; a revised IPR may be necessary.**

Attached.

- d. Schedule – what is the expected completion date of the phase for this allocation? Describe any significant milestones.**

Construction is expected to be complete in July 2027. Construction is anticipated to begin in November 2026.

- e. If the project received an RM3 Letter of No Prejudice, how much has been spent against the approved RM3 LONP amount? (Note: the scope and RM3 amount for this allocation request should match the approved LONP)**

N/A

f. Request Details

Amount being requested	\$7,500,000
Project phase being requested	Construction
Are there other fund sources involved in this phase?	<input checked="" type="checkbox"/> Yes <input type="checkbox"/> No
Date of anticipated Implementing Agency Board approval of RM3 Allocation Request resolution for the allocation being requested	October 21, 2025

Month/year being requested for MTC commission approval of allocation	October 2025
--	--------------

Note: Allocation requests are recommended to be submitted to MTC staff for review sixty (60) days prior to action by the Implementing Agency Board

g. List any other planned bridge toll allocation requests in the next 12 months

None.

Regional Measure 3

Allocation Request

Funding Plan - Deliverable Segment - Fully funded phase or segment of total project

Project Title:	Richmond-San Rafael Bridge Access Improvements (Contra Costa County)
Subproject Title	Neighborhood Complete Streets
Project/Subproject Number:	25.7
Total RM3 Funding:	\$ 7,500,000

(add rows as necessary)

RM3 Deliverable Segment Funding Plan - Funding by planned year of allocation

Funding Source	Phase	Prior	2024-25	2025-26	2026-27	2027-28	2028-29	2029-30	2030-31	Future committed	Total Amount (\$ thousands)	Amount Expended (\$ thousands)	Amount Remaining (\$ thousands)
RM3	ENV										\$ -		\$ -
Transformative Climate Communities	ENV		\$	\$							\$ 5		\$ 5
											\$ -		\$ -
											\$ -		\$ -
											\$ -		\$ -
											\$ -		\$ -
ENV Subtotal		\$ -	\$	\$ -	\$ -	\$ -	\$ -	\$ -	\$ -	\$ -	\$ 5	\$ -	\$ 5
RM 3	PSE										\$ -		\$ -
Transformative Climate Communities	PSE		\$	500							\$ 500		\$ 500
											\$ -		\$ -
											\$ -		\$ -
											\$ -		\$ -
											\$ -		\$ -
PSE Subtotal		\$ -	\$	500	\$ -	\$ -	\$ -	\$ -	\$ -	\$ -	\$ 500	\$ -	\$ 500
RM 3	ROW										\$ -		\$ -
											\$ -		\$ -
											\$ -		\$ -
											\$ -		\$ -
											\$ -		\$ -
ROW Subtotal		\$ -	\$ -	\$ -	\$ -	\$ -	\$ -	\$ -	\$ -	\$ -	\$ -	\$ -	\$ -
RM 3	CON				\$	7,500					\$ 7,500		\$ 7,500
Transformative Climate Communities	CON				\$	4,270					\$ 4,270		\$ 4,270
AHSC	CON				\$	524					\$ 524		\$ 524
											\$ -		\$ -
											\$ -		\$ -
											\$ -		\$ -
											\$ -		\$ -
											\$ -		\$ -
											\$ -		\$ -
CON Subtotal		\$ -	\$ -	\$ -	\$	12,294	\$ -	\$ -	\$ -	\$ -	\$ 12,294	\$ -	\$ 12,294
RM 3 Funding Subtotal		\$ -	\$ -	\$ -	\$	7,500	\$ -	\$ -	\$ -	\$ -	\$ 7,500	\$ -	\$ 7,500
Capital Funding Total		\$ -	\$	505	\$	12,294	\$ -	\$ -	\$ -	\$ -	\$ 12,799	\$ -	\$ 12,799

Regional Measure 3
Allocation Request
Cash Flow Plan

Project Title:	Richmond-San Rafael Bridge Access Improvements (Contra Costa County)
Subproject Title:	Neighborhood Complete Streets
Project/Subproject Number:	25.7
Total RM3 Funding:	\$ 7,500,000

(please include all planned funding, add rows as necessary)

Please update the columns below based on your allocation month. The first six months of cash flow are monthly, followed by quarterly, then annually as long as you can reasonably estimate projected expenditures

RM3 Cash Flow Plan for Deliverable Segment - Funding by requested expenditure period

Funding Source(s)		2025 Q4 (April - June 2025)		2026 Q1 (July - Sept 2025)		2026 Q2 (Oct - Dec 2025)		2026 Q3 (Jan - March 2026)		2026 Q4 (April - June 2026)		2027 Q1 (July - Sept 2026)		2027 Q2 (Oct - Dec 2026)		2027 Q3 (Jan - March 2027)		2027 Q4 (April - June 2027)		2028 Q1 (July - Sept 2027)		2028 Q2 (Oct - Dec 2027)		2028 Q3 (Jan - March 2028)		Future committed (if applicable)		Total Amount (\$ millions)	Amount Expended (\$ millions)	Amount Remaining (\$ millions)	
List all funding sources besides RM3		Prior	Dec-24	Jan-25	Feb-25	Mar-25																									
RM 3	ENV																											\$ -	\$ -	\$ -	
TCC	END	\$ 5,000																										\$ -	\$ -	\$ -	
																												\$ -	\$ -	\$ -	
																												\$ -	\$ -	\$ -	
																												\$ -	\$ -	\$ -	
																												\$ -	\$ -	\$ -	
ENV Subtotal		\$ 5,000																										\$ -	\$ -	\$ -	
RM 3	PSE								\$ -	\$ -	\$ -	\$ -	\$ -	\$ -	\$ -	\$ -	\$ -	\$ -	\$ -	\$ -	\$ -	\$ -	\$ -	\$ -	\$ -	\$ -	\$ -	\$ -	\$ -	\$ -	\$ -
TCC	PSE	\$ 50,000	\$ 50,000	\$ 50,000	\$ 50,000	\$ 100,000	\$ 100,000	\$ 100,000																					\$ -	\$ -	\$ -
																												\$ -	\$ -	\$ -	
																												\$ -	\$ -	\$ -	
																												\$ -	\$ -	\$ -	
																												\$ -	\$ -	\$ -	
PSE Subtotal		\$ 50,000							\$ -	\$ -	\$ -	\$ -	\$ -	\$ -	\$ -	\$ -	\$ -	\$ -	\$ -	\$ -	\$ -	\$ -	\$ -	\$ -	\$ -	\$ -	\$ -	\$ -	\$ -	\$ -	\$ -
RM 3	ROW											\$ -	\$ -	\$ -	\$ -	\$ -	\$ -	\$ -	\$ -	\$ -	\$ -	\$ -	\$ -	\$ -	\$ -	\$ -	\$ -	\$ -	\$ -	\$ -	\$ -
																												\$ -	\$ -	\$ -	\$ -
																												\$ -	\$ -	\$ -	\$ -
																												\$ -	\$ -	\$ -	\$ -
																												\$ -	\$ -	\$ -	\$ -
																												\$ -	\$ -	\$ -	\$ -
ROW Subtotal		\$ -									\$ -	\$ -	\$ -	\$ -	\$ -	\$ -	\$ -	\$ -	\$ -	\$ -	\$ -	\$ -	\$ -	\$ -	\$ -	\$ -	\$ -	\$ -	\$ -	\$ -	\$ -
RM 3	CON								\$ 750,000	\$ 2,000,000	\$ 2,000,000	\$ 2,000,000	\$ 2,000,000	\$ 750,000														\$ 7,500,000	\$ -	\$ 7,500,000	
TCC	CON								\$ 630,000	\$ 1,000,000	\$ 1,000,000	\$ 1,000,000	\$ 1,000,000	\$ 630,000														\$ 4,260,000	\$ -	\$ 4,260,000	
AHSC	CON								\$ 74,500	\$ 125,000	\$ 125,000	\$ 125,000	\$ 125,000	\$ 74,500														\$ 524,000	\$ -	\$ 524,000	
																												\$ -	\$ -	\$ -	\$ -
																												\$ -	\$ -	\$ -	\$ -
																												\$ -	\$ -	\$ -	\$ -
																												\$ -	\$ -	\$ -	\$ -
																												\$ -	\$ -	\$ -	\$ -
																												\$ -	\$ -	\$ -	\$ -
																												\$ -	\$ -	\$ -	\$ -
CON Subtotal		\$ -							\$ 1,454,500	\$ 3,125,000	\$ 3,125,000	\$ 3,125,000	\$ 3,125,000	\$ 1,454,500	\$ -	\$ -	\$ -	\$ -	\$ -	\$ -	\$ -	\$ -	\$ -	\$ -	\$ -	\$ -	\$ -	\$ -	\$ 12,284,000	\$ -	\$ 12,284,000
RM 3 Funding Subtotal		\$ -							\$ 750,000	\$ 2,000,000	\$ 2,000,000	\$ 2,000,000	\$ 2,000,000	\$ 750,000	\$ -	\$ -	\$ -	\$ -	\$ -	\$ -	\$ -	\$ -	\$ -	\$ -	\$ -	\$ -	\$ -	\$ 7,500,000	\$ -	\$ 7,500,000	
Capital Funding Total		\$ 55,000							\$ 1,454,500	\$ 3,125,000	\$ 3,125,000	\$ 3,125,000	\$ 3,125,000	\$ 1,454,500	\$ -	\$ -	\$ -	\$ -	\$ -	\$ -	\$ -	\$ -	\$ -	\$ -	\$ -	\$ -	\$ -	\$ 12,284,000	\$ -	\$ 12,284,000	

Notes: RM3 funds should be drawn down approximately proportionately with other funding sources in the same phase. The allocation expiration date will be the end of the final fiscal year in which RM3 funds are planned to be expended for the requested phase.

**Regional Measure 3
Allocation Request
Estimated Budget Plan**

Project Title:	Richmond-San Rafael Bridge Access Improvements (Contra Costa County)
Subproject Title	Neighborhood Complete Streets
Project/Subproject Number:	25.7
Total RM3 Funding:	\$ 7,500,000

1. Direct Labor of Implementing Agency (specify by name and job function)			
	Estimated Hours	Rate/Hour	Total Estimated cost
			\$ -
			\$ -
			\$ -
			\$ -
			\$ -
			\$ -
Direct Labor Subtotal			\$ -
2. Overhead and direct benefits (specify)			
	Rate	x Base	
Overhead		\$ -	
		\$ -	
		\$ -	
		\$ -	
		\$ -	
		\$ -	
Overhead and Benefit Subtotal			\$ -
3. Direct Capital Costs (include engineer's estimate on construction, right-of-way, or vehicle acquisition)			
	Unit (if applicable)	Cost per unit	Total Estimated cost
Construction Contract			\$ 12,294
			\$ -
			\$ -
			\$ -
Direct Capital Costs Subtotal			\$ 12,294
4. Consultants (Identify purpose and/or consultant)			
			Total Estimated cost
Consultants Subtotal			\$ -
5. Other direct costs			
			Total Estimated cost
Other Direct Costs Subtotal			\$ -
Total Estimated Costs			\$ 12,294

Comments: