

One Bay Area Grant OBAG 3 Considerations

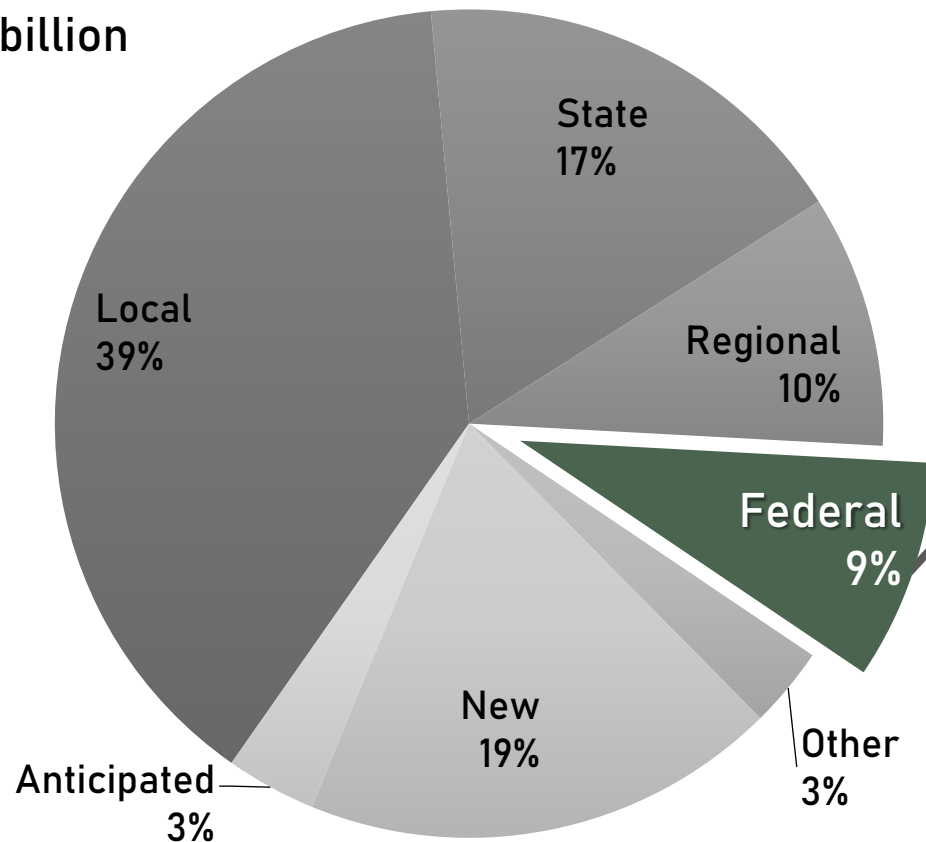
MTC Policy Advisory Council

September 8, 2021

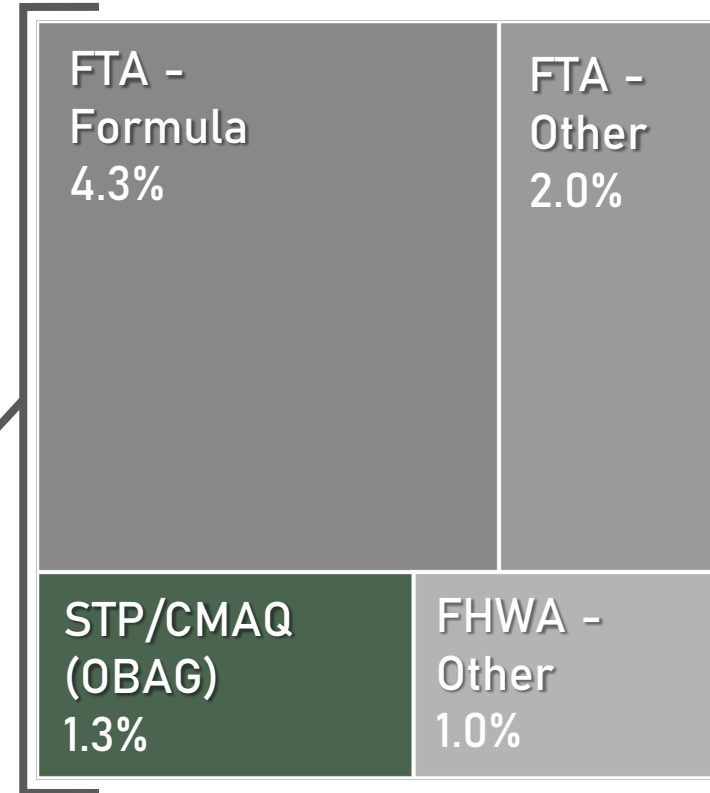
Revenue Context

Plan Bay Area 2050

PBA 2050 Revenues
\$591 billion



Federal Revenues
\$50.8 billion



STP/CMAQ (OBAG) Revenues:

- 1.3% of *Plan Bay Area 2050* transportation revenues
- 15% of federal transportation revenues over plan period

One Bay Area Grant Program Overview

- ❖ County program created in 2013 as block grant to enhance ongoing regional programs with targeted place-based investments (PDAs)
- ❖ Regional programs & county partnerships to strategically advance interconnected strategies of *Plan Bay Area*

\$820M

OBAG 1

FY2013-2017



\$870M

OBAG 2

FY2018-2022

Note: OBAG 2 total does not include Safe & Seamless Mobility Quick-Strike or Regional Strategic Initiatives programs



Latham Square, Oakland
SPUR

County Program Focus

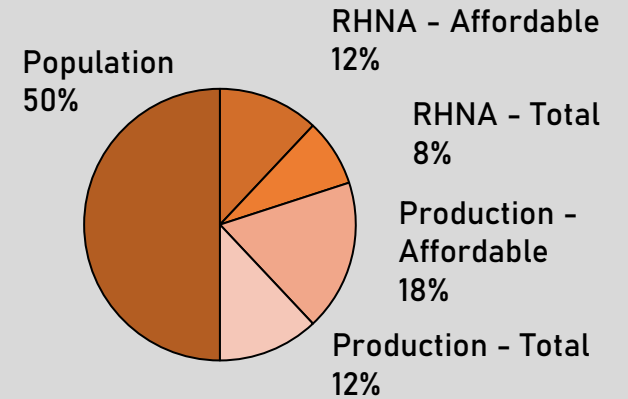
OBAG 2 Program Overview

Focus Areas

- ❖ Housing connections – county formula, scoring rubrics
- ❖ Focuses investments in PDAs
- ❖ Provides flexibility for county & local priorities
- ❖ Local policy requirements (Housing Elements, Complete Streets, etc.)
- ❖ County Program share:

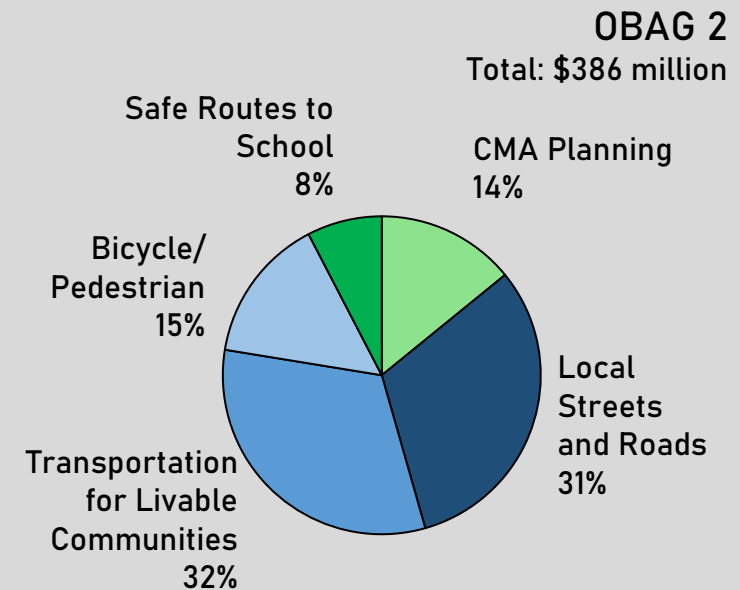
OBAG 1 - 40% ➤➤ OBAG 2 - 45%

County
Distribution
OBAG 2



Note: OBAG 2 county program funds were distributed between the counties based on population shares and various housing factors

Investments
by Project
Type
OBAG 2



Notes: Reflects OBAG 2 county program investments by project type resulting from competitive calls for projects within each county. 4

Regional Program Focus

OBAG 2 Program Overview

Focus Areas

- ❖ *Plan Bay Area* commitments for focused growth and emissions reductions
 - ❖ Climate Initiatives
 - ❖ PDA Planning & PCA Grants
 - ❖ Housing Initiatives
- ❖ Implementation of Plan Bay Area strategies at regional scale
 - ❖ Transit Capital Priorities
 - ❖ Bridge Forwards programs
- ❖ Regional Program share:
OBAG 1 - 60% ➤➤ OBAG 2 - 55%

Regional Program	\$	OBAG 2 Share
Regional Planning Activities	\$10	1%
Pavement Management Program	\$9	1%
PDA Planning & Implementation	\$20	2%
Climate Initiatives	\$23	3%
Active Operational Management	\$177	20%
Transit Priorities	\$189	22%
Priority Conservation Area Grants	\$16	2%
Housing Initiatives	\$40	5%
Total	\$485	55%

Note: Total does not include Safe & Seamless Mobility Quick-Strike program or Regional Strategic Initiatives



OBAG 3 Considerations

- Preserve effective program features to support regional objectives
- Advance *Plan Bay Area 2050* implementation
- Incorporate recent policy initiatives and adapt to current landscape
- Advance equity through policies and investments
- Address federal requirements, including performance & recertification

1

Preserve effective features of the OBAG program to support regional objectives

PDA & OBAG Assessment (2020-2021)

- ❖ Continue focusing transportation investments in priority growth areas
- ❖ Local policy adoption is a notable program strength (ex. certified Housing Element)
- ❖ Need to clarify program goals to guide program development and evaluation
- ❖ Significant variation in project prioritization approaches between counties



Grant Avenue, San Francisco
Sergio Ruiz

Strategically advance *Plan Bay Area 2050* implementation through O BAG investments and policies

Transportation	Housing	Economy	Environment
<ul style="list-style-type: none">❖ Maintain and Optimize the Existing Transportation System <i>T1-T7</i>❖ Create Healthy and Safe Streets <i>T8-T9</i>❖ Build a Next-Generation Transit Network <i>T10-T12</i>	<ul style="list-style-type: none">❖ Protect and Preserve Affordable Housing <i>H1-H2</i>❖ Spur Housing Production at All Income Levels <i>H3-H6</i>❖ Create Inclusive Communities <i>H7-H8</i>	<ul style="list-style-type: none">❖ Improve Economic Mobility <i>EC1-EC3</i>❖ Shift the Location of Jobs <i>EC4-EC6</i>	<ul style="list-style-type: none">❖ Reduce Risks from Hazards <i>EN1-EN3</i>❖ Expand Access to Parks and Open Spaces <i>EN4-EN6</i>❖ Reduce Climate Emissions <i>EN7-EN9</i>

3

Incorporate recent policy initiatives and adapt to new mobility landscape

Celestina Garden Apartments, Sonoma
Emily Hagopian, MidPen

Commission direction on housing
+ BAHFA

Adoption of Equity Platform

15th Street, Oakland
Sergio Ruiz

BLUE RIBBON



TRANSIT RECOVERY
TASK FORCE

Transit recovery and
transformation

BART
Sergio Ruiz

COVID-19 pandemic and travel
behavior shifts

Adoption of Regional
Safety/Vision Zero Policy

Market Street, San Francisco
SPUR

Adoption of Express Lanes
Strategic Plan

4

Advance equity through program policies and program investments

MTC's Equity Platform calls for:

- ❖ Inclusion of historically under-represented people as central to the decision-making process
- ❖ Investing resources for historically-underserved, systematically marginalized groups including low-income and communities of color, at a scale to meaningfully reverse the disparities in access and mobility



Alemany Boulevard, San Francisco
Sergio Ruiz

5 Address federal planning and programming requirements



Berryessa / North San Jose Station
Noah Berger

Certification Requirements

- ❖ Improve documentation to demonstrate compliance
- ❖ Funding cannot be sub-allocated by formula, unless it is necessary to address considerations in the plan
- ❖ Project selection authority cannot be delegated
- ❖ Prioritization for CMAQ to include analysis of emissions benefits & cost-effectiveness

Performance-Based Programming

- ❖ Document alignment between federal performance factors (safety, asset management, etc.) and OBAG framework
- ❖ Incorporate performance factors in project selection process, where appropriate

Next Steps

Framework Development

● OBAG 3 Considerations

+ Balance & coordinate priorities across programs

+ Feedback to date

+ Partnership approach



In Chan Kaajal Park, San Francisco
SPUR

OBAG 3 Development Schedule



Questions?

Questions to consider:

- Are there specific policy priorities and desired outcomes for the next OBAG program?
- What is missing in these considerations?
- How can the OBAG program complement other MTC/ABAG programs or funding streams?

Contact Info:

Mallory Atkinson

matkinson@bayareametro.gov

Principal, Funding Policy and Programs