

Regional Action Plan (RAP) Briefing

Meeting with ABAG General Assembly

JUNE 25, 2021



All Home - who we are

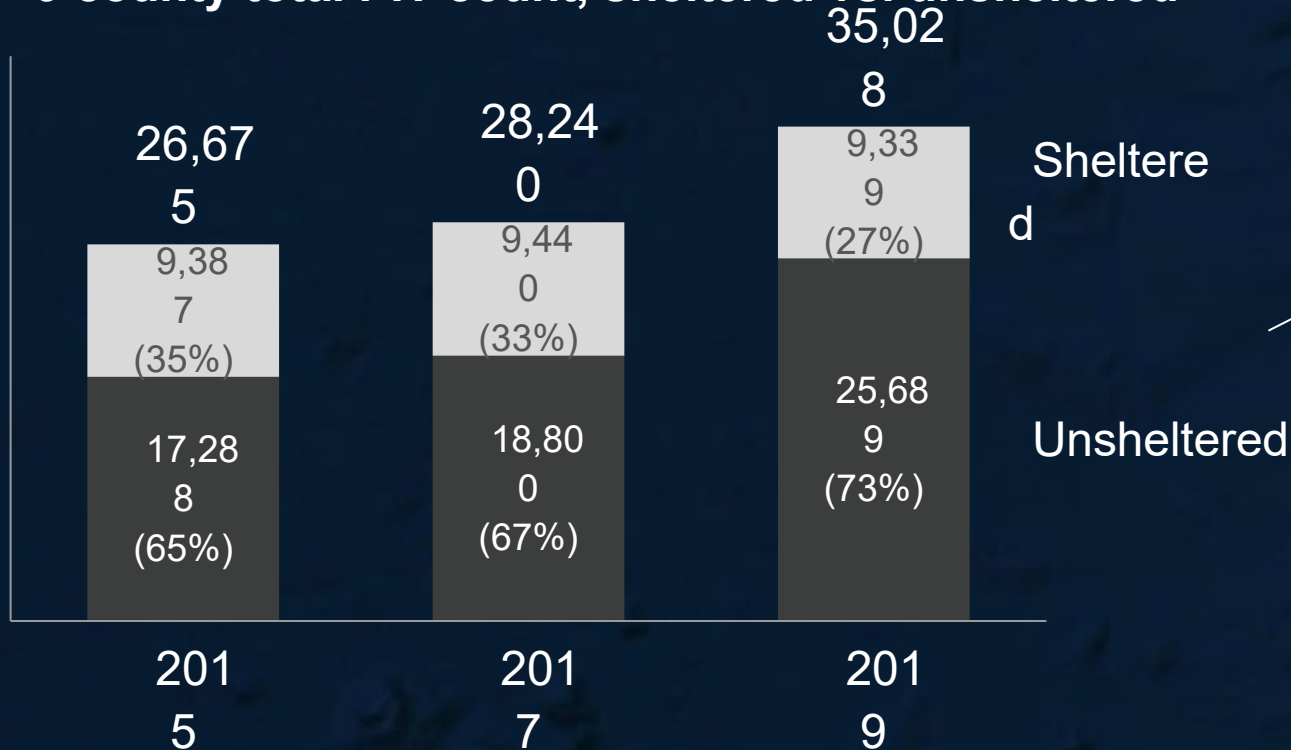
All Home is a Bay Area organization advancing regional solutions that disrupt the cycle of poverty and homelessness, redress the disparities in outcomes as a result of race, and create more economic mobility opportunities for extremely low-income (ELI) individuals and families within the Bay Area.

We are working across regions, sectors, and silos to advance coordinated, innovative service delivery and build coalition-supported momentum to challenge the long-standing systems that perpetuate homelessness.



Bay Area homeless population

9 county total PIT count, sheltered vs. unsheltered




Racial inequities persist:

below are ratios comparing the disparity in homeless vs. general population %'s by race/ethnicity:

- Black: 5x
- Indigenous: 12x
- Hispanic/Latinx: 1.13x
- White: 0.8x

The Regional Impact Council

A roundtable of policymakers, key affordable housing, social equity and economic mobility stakeholders, housing and homelessness service providers, and business and philanthropic partners



RIC
REGIONAL IMPACT COUNCIL

Phase I (Regional Action Plan)

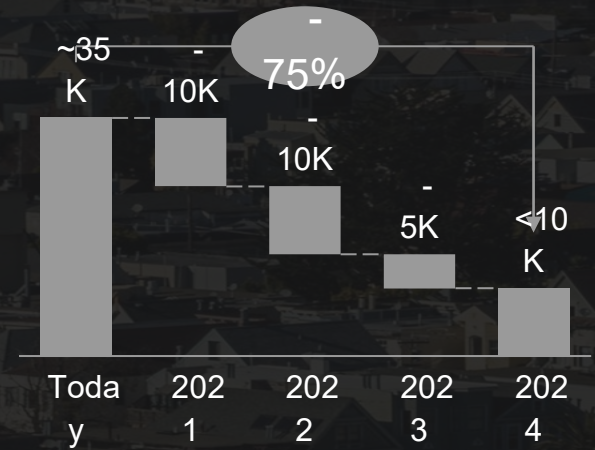
First-of-its-kind regional plan tackling homelessness and housing insecurity (Spring 2021)

Phase 2

Regional goals for systems change to truly disrupt homelessness and improve economic and social mobility for ELI individuals (early 2022)

Regional Action Plan: Reduce unsheltered homelessness by 75% by 2024

The RAP aims to dramatically reduce the number of people experiencing unsheltered homelessness over next three years



The Regional Action Plan lays out a roadmap for reaching this goal through:



Implementing a 1-2-4 Framework: a new, integrated approach to allocating scarce housing resources



Leading a coalition to advocate for policies, programs and funding to achieve this goal

To achieve a 75% reduction, we must simultaneously invest in 3 interventions:

For each addition to interim housing, 2x permanent housing solutions and 4x homelessness prevention

1-2-4 Framework

Unsheltered

+1x



Interim Housing

(i.e., short-term / temporary solution on the path towards permanent exit)

Examples:

- Navigation centers
- Tiny homes
- Shelter beds
- Etc..

+2x



Permanent Housing Solutions

Examples:

- Permanent Supportive Housing (PSH)
- Rapid re-housing (RRH)
- Flexible subsidy pools / shallow subsidies
- Section 8 vouchers
- Group housing
- Other long-term housing solutions

Currently housed

Stemming inflow

+4x



Homelessness Prevention

Prevent at-risk households from experiencing homelessness through increased investment in strategies such as rental assistance

Three steps to implement the 1-2-4 Framework

Evaluate

Evaluate how each county allocates existing resources

Align

Identify opportunities to align **existing resources** with the 1-2-4 framework

Advocate

Advocate for **new resources** to fill gaps and scale interventions commensurate with the need

Prevention: Differentiating Interventions on the Prevention Continuum

Reducing new episodes of homelessness requires a suite of prevention intervention strategies deployed such that each household gets what they need at the time they need it

Eviction Prevention

Eligible Population:

- ***Future risk of homelessness***
- *Leaseholders*
- *0-50% AMI*

Targeting criteria:

- *HHs with severe rent burden*
- *Active eviction, landlord harassment or habitability issues*
- *Highly impacted communities and neighborhoods*

Homelessness Prevention

Eligible Population:

- ***Imminent risk of homelessness***
- *Doubled up or leaseholders*
- *0-30% AMI*

Targeting criteria:

- *HHs with a previous episode of homelessness*
- *Highly impacted communities and neighborhoods*

Homelessness Diversion

Eligible Population:

- ***Lost housing and either seeking shelter or in shelter***
- ***Presenting for homelessness assistance***
- *Doubled up*
- *0-30% AMI*

Targeting criteria:

- *HHs with a previous episode of homelessness*
- *Highly impacted communities and neighborhoods*



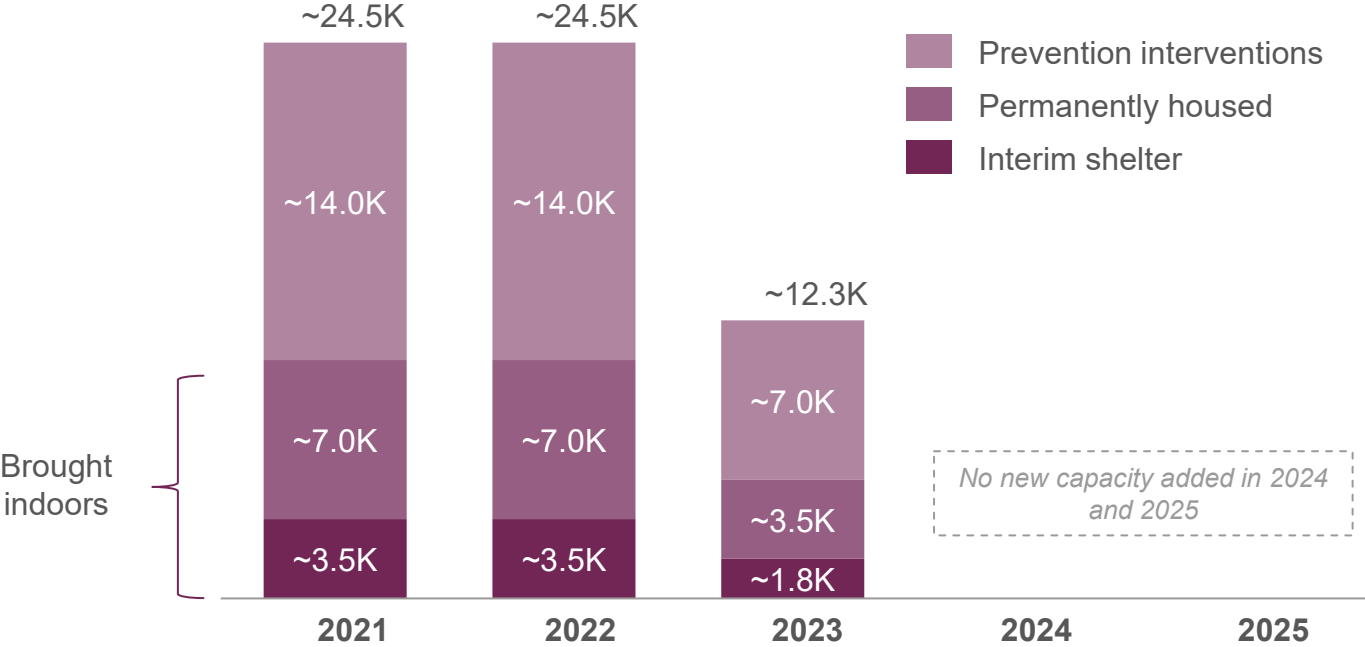
www.allhomeca.org

*To get in touch with us, please reach out to Nahema Washington at:
nwashington@allhomeca.org*

Appendix

1-2-4 Framework | Illustrative modeling for 9 Bay Area Counties

Illustrative, top-down model



~26K
(75% of today)

Total brought indoors until 2024

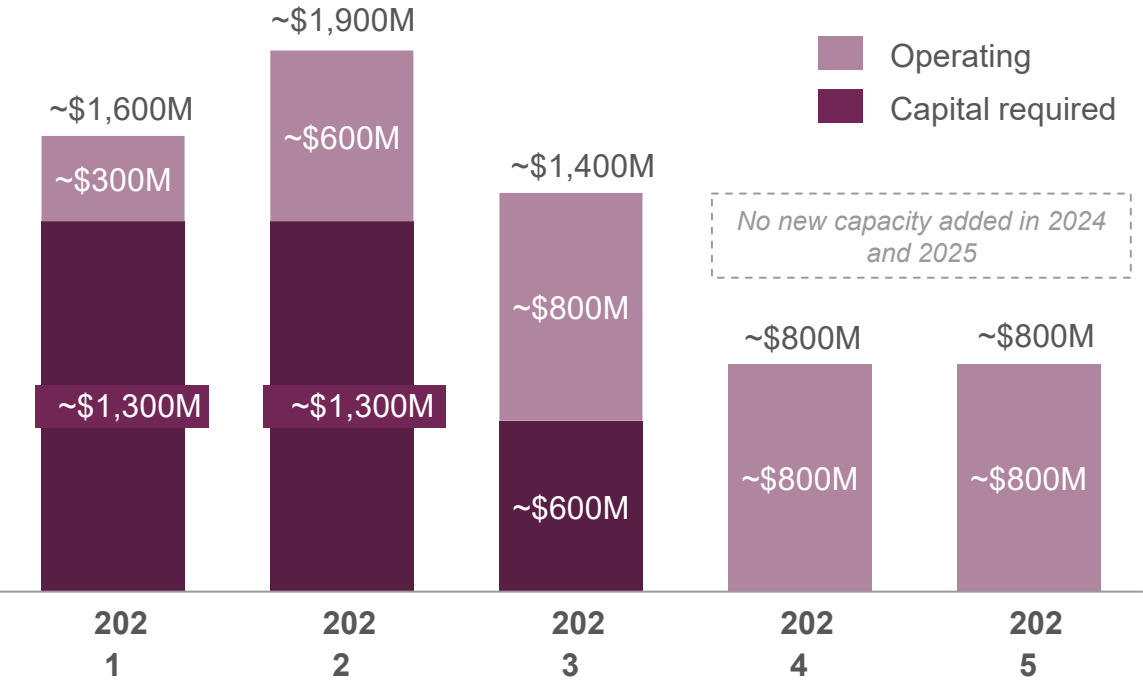
~35K

Total new prevention interventions

Note: "Brought indoors" defined as brought from unsheltered to housing in interim housing or housing solutions (including subsidies); Sources: San Francisco, Alameda, Contra Costa County documents and experts; Bay Area Council Economic Institute Homelessness Report

1-2-4 Framework | Cost estimates for 9 Bay Area Counties

Illustrative, top-down model



~\$6.5B

5-year cumulative cost

Funding to come from multiple sources (federal, state, local)

Note: Cost estimates based on ranges from various Bay Area sources; capital costs include construction costs and assume no land costs; operating costs include services provided and subsidies; no discounting applied; scenario modeled is 30%/30%/15% scenario housing 75% of unsheltered before 2024; construction timelines and funding pools assumed flexible to timeline shown; Sources: San Francisco, Alameda, Contra Costa County documents and experts; Bay Area Council Economic Institute Homelessness Report