

Metropolitan Transportation Commission Programming and Allocations Committee

February 10, 2021

Agenda Item 3c - 20-1637

MTC Resolution No. 4347, Revised and Summary of Participatory Budgeting Pilots

Subject: Revision to the Lifeline Transportation Cycle 5 Program of Projects to program \$400,000 for Solano County's Participatory Budgeting (PB) Pilot Projects and an overview of the findings from San Francisco (Bayview) and Solano (Vallejo) PB Pilots.

Background: In January 2018, MTC adopted Resolution No. 4309, which established guidelines for Cycle 5 of MTC's Lifeline Transportation Program (LTP). A \$1 million set-aside for voluntary PB pilots was introduced in Cycle 5 to better align community needs with funding decisions, address advocates and stakeholders' requests and deepen civic engagement in Communities of Concern and MTC's interest in identifying elements of the PB process that are scalable to the regional and county levels. PB is a democratic process in which community members decide how and what to spend as part of a public budget. The Lifeline Cycle 5 PB process was integrated into and conducted as part of an overall Community Based Transportation Planning (CBTP) process.

State Transit Assistance funds were reserved for projects identified through the PB process. Two county transportation agencies, the San Francisco County Transportation Authority (SFCTA) and the Solano Transportation Authority (STA), submitted proposals to participate in the Pilot. Based on the percentage of low-income residents in their two Communities of Concern, the \$1 million reserve was divided 60% to San Francisco (\$600,000) and 40% to Solano (\$400,000).

In March 2020, Solano Transportation Authority, in collaboration with community-based organizations, the City of Vallejo, and SolTrans, completed their PB and project selection through the Vallejo Community Based Transportation Planning process. The STA concurs with the proposed projects from the community and has confirmed consistency with MTC's LTP goals. Staff is recommending to program the specific projects for Solano into the LTP Cycle 5 Program as part of this agenda item's action.

Both pilots (Bayview in San Francisco County; and Vallejo in Solano County) are now complete. MTC programmed SFCTA's PB projects in January 2020.

Solano Transportation Authority - PB Pilot Recommended Program


Vallejo residents nominated projects, developed project proposals with guidance from STA staff, and established committees: a Steering Committee, the Community Engagement and Participation Committee (CEPC), and the CBTP Ad Hoc Committee that selected the projects for the ballot. Residents then voted on their priorities. The STA is recommending that the highest-ranked eligible projects receive the \$400,000 in LTP funds.

Staff recommends programming \$400,000 to SolTrans and City of Vallejo projects listed in Attachment A of MTC Resolution No. 4347: SolTrans' projects include bus stop, shelter, benches, lighting, system maps and landscape improvements; and the City of Vallejo projects include transit access, and pedestrian crosswalk and sidewalk improvements.

Participatory Budgeting Findings and Opportunities

The Pilot provides key insight into if and what elements can be scaled from a neighborhood to regional level. Findings from both pilots in San Francisco and Solano Counties demonstrate that the community-centered PB process strengthens shared decision making, enhances accountable public engagement, improves the link between community needs and projects funded, and reinforces the effectiveness of community education and learning in the planning process. The next steps for MTC staff are to explore the feasibility of opportunities (funding programs, planning initiatives such as the CBTP and Implementation Plan of Plan Bay Area), assess alignment of community needs with fund source eligibility and how to address over time, and consult with the Policy Advisory Council – Equity and Access Sub-Committee, County Transportation Agencies, and other stakeholders on application of lessons learned. A summary of the PB Pilot conclusion is described in Attachment A.

- Issues:** None.
- Recommendation:** Refer MTC Resolution No. 4347, Revised, to the Commission for approval.
- Attachments:**
- 1) Attachment A: The Conclusion of Participatory Budgeting Pilots PowerPoint
 - 2) MTC Resolution No. 4347, Revised


Therese W. McMillan

Recommended Approval of:
MTC Reso. 4347, Revised:
Solano Participatory
Budgeting (PB) Projects

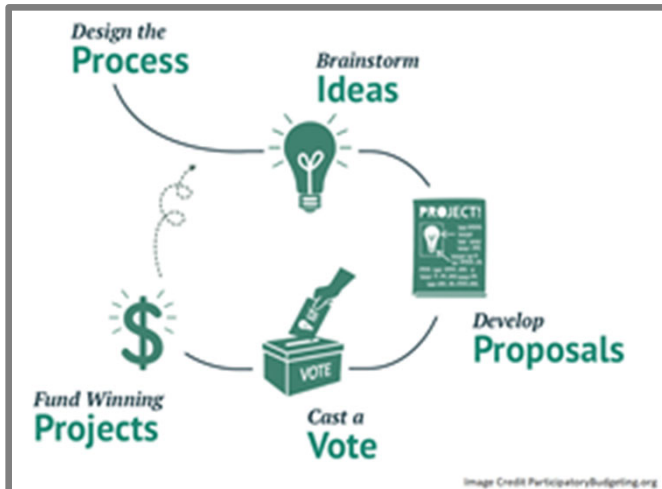
And

Information on:
The Conclusion of
Participatory Budgeting
Pilots

Judis Santos, MTC/ABAG
February 10, 2021



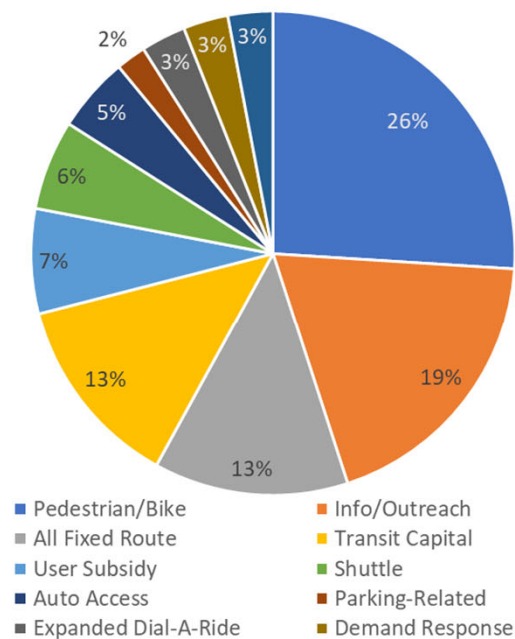
MOTIVATION



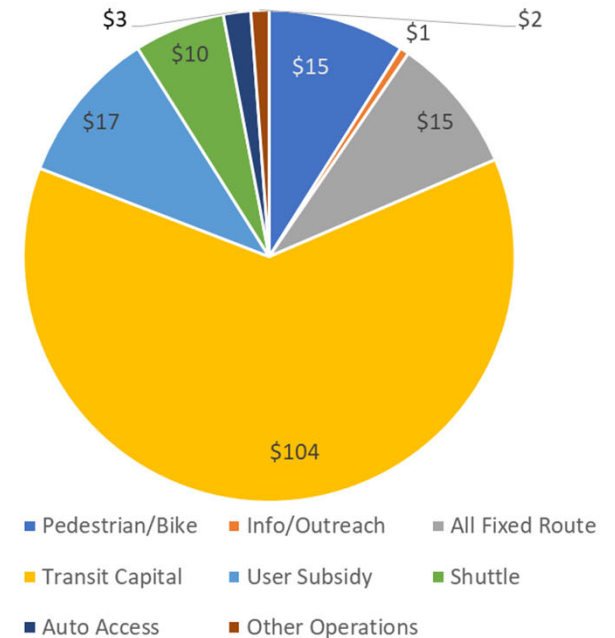
- Better align community needs with investment decisions
- Address external advocates' interest in Participatory Budgeting (PB)
- Support from voluntary County Transportation Agency to pilot PB

Opportunity to Align Community Needs (CBTP) with Investment Decisions (LTP)

Community Based Transportation Plan (CBTP) Needs



Lifeline Transportation Program (LTP) Cycles 1 – 5 (\$ in Millions)



2018

MTC Reso. PB Pilot Approved
SFCTA /SFMTA and Solano TA
Volunteer

SF PB Starts - May

2019

Solano TA PB Starts - May

SF PB Completed – Dec.

2020

MTC Approves SF PB
Projects – January

Solano PB Completed - March

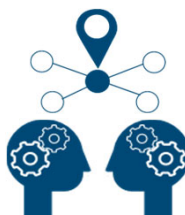
2021

MTC Action on Solano PB
Projects - February

PB PILOT QUESTIONS



- Does the PB process better link community-based transportation needs with investment decisions?



- What are the effects of PB on decision-making and improving mobility outcomes?



- Which (if any) elements of the PB process are applicable/scalable at a regional and/or county level?



BAYVIEW – PB PROJECTS

RESULTS

\$600K budget – 3 Projects Funded



Safety presence on transit lines & wayfinding assistance

- Transit Assistants (3)

YOUR PRIORITIES

1. Safer to walk places
2. Better transit service
3. Safety on transit
4. Less traffic
5. New transit routes
6. Better sidewalks
7. Easier to park

| BAYVIEW COMMUNITY BASED TRANSPORTATION PLAN | | | | What solutions do you like best? 1- Important / 5- Less Important / X- Don't Build | | | | |
|---|--|---|--|---|---|---|---|---|
| | We Heard | Solution | Trade-off | What's important to you? | | | | |
| Williams Ave: | Speeding cars, street is too wide | Wider sidewalk between 3rd Street and Foodco | Remove one lane of traffic (keep 3 lanes) | 1 | 2 | 3 | 4 | 5 |
| | Hard to cross the street | Crosswalk improvements at Apple St, Newhall/Hayburn St, and Mendell St | Some parking lots around crosswalks | 1 | 2 | 3 | 4 | 5 |
| Jennings St: | Safety when crossing the street | Add more crosswalks, more pedestrian space around crosswalks | Some parking lots around crosswalks | 1 | 2 | 3 | 4 | 5 |
| | Cars driving too fast | Speed humps or traffic circles | Slower traffic, some parking lots | 1 | 2 | 3 | 4 | 5 |
| Innes Ave: | Slow crosswalks & speeding cars | Improve sidewalks and pedestrian crossings | Some parking lots near intersections | 1 | 2 | 3 | 4 | 5 |
| | Need better transit access & shelters | Build bus shelters and transit bus stops and boarding islands where possible | Slower street down where bus picks up | 1 | 2 | 3 | 4 | 5 |
| All Bayview: | Better space needed for people walking, riding bicycles, and waiting for transit | Crosswalk improvements at key locations to assist people crossing streets | Some parking lots near intersections | 1 | 2 | 3 | 4 | 5 |
| | | Build a better network for riding a bike inside the Bayview and to connect to other neighborhoods | Some parking lots on streets with bike lanes | 1 | 2 | 3 | 4 | 5 |
| | | Enhance street lighting for pedestrians at key locations | Reduce available sidewalk space | 1 | 2 | 3 | 4 | 5 |

269 total collected Ideas

131 ideas ruled eligible for funding

51 ideas partially eligible for funding

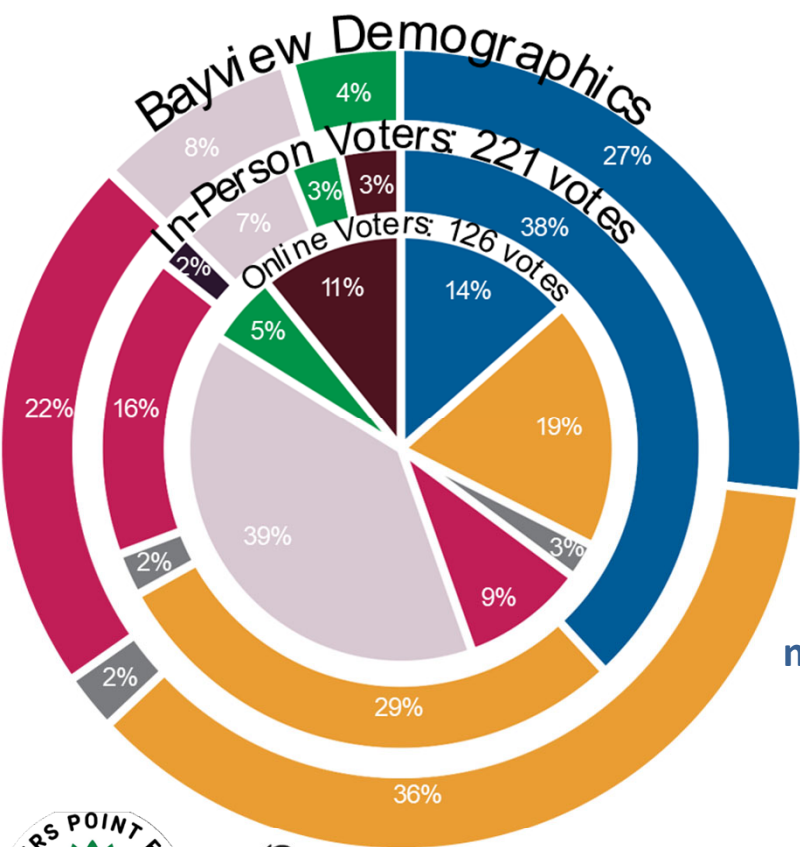
87 ideas ineligible for funding

"Transit service quality should be of the utmost importance. After a hard day at work, commuters shouldn't have to dread their trip home."

- Fall 2018 workshop

BAYVIEW - ENGAGEMENT

RESULTS



- African American
- Asian
- Pacific Islander
- Latinx
- Native American or Alaska Native
- White
- Other
- Prefer not to state

"To prevent our community from feeling alienated, it takes more than a community meeting and serving refreshments at the launch."

-Dee Hillman

In-person voting = 2/3 of ballots; more representative of community demographics than online voting

5 contracted partners
56 events or meetings

19 ballot box locations + online (all tri-lingual)

2,300+ worksheets, surveys, ballots & comments

OVER 4,000 REACHED





VALLEJO – PB PROJECTS

RESULTS

\$400K budget - 6 Projects Funded

16 Projects for Community Voting



Bus stop lighting and safety

- Add seating, shelters, maps for bus riders
- Crosswalk and sidewalk improvements



Participatory Budgeting Projects

16 Projects for community voting

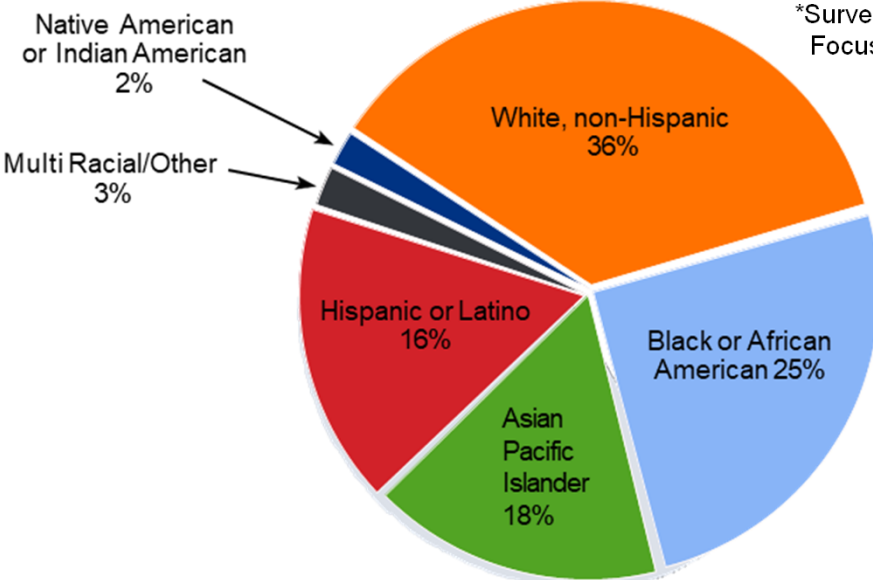
| Project | Description | Cost |
|---------|---|-----------|
| A | Transit Centers Lyft/Uber designated meeting zones | \$10,000 |
| * | SolTrans System Maps at Bus Shelters | \$20,000 |
| * | Bus Stop and Shelter Lighting Improvements | \$20,000 |
| D | Radar Speed Feedback Signs | \$30,000 |
| * | Redwood St Mid-Block Crosswalk Improvements | \$50,000 |
| F | Broadway St - New Sidewalk | \$50,000 |
| G | Jordan St Striping | \$60,000 |
| * | Bus Stop Landscape Improvements | \$60,000 |
| * | Porter St - New Sidewalk and Street Crossing Improvements | \$120,000 |
| J | Specialized Bus Shelters on Sonoma Blvd & Florida/Springs Rd. | \$150,000 |
| K | Fairgrounds Dr. - Pathway Lighting (Whitney-Borges) | \$170,000 |
| L | SolTrans Real-Time Transit Information System | \$200,000 |
| M | Benicia Rd - New Sidewalk & Street Crossing Improvements | \$210,000 |
| N | Fairgrounds Dr. - New Sidewalk (Corcoran-Borges) | \$210,000 |
| O | Enhanced Bus Shelters and Public Art | \$240,000 |
| * | Additional Bus Shelters and Benches at SolTrans Bus Stops | \$250,000 |

VALLEJO - ENGAGEMENT

RESULTS

Participant Demographics*


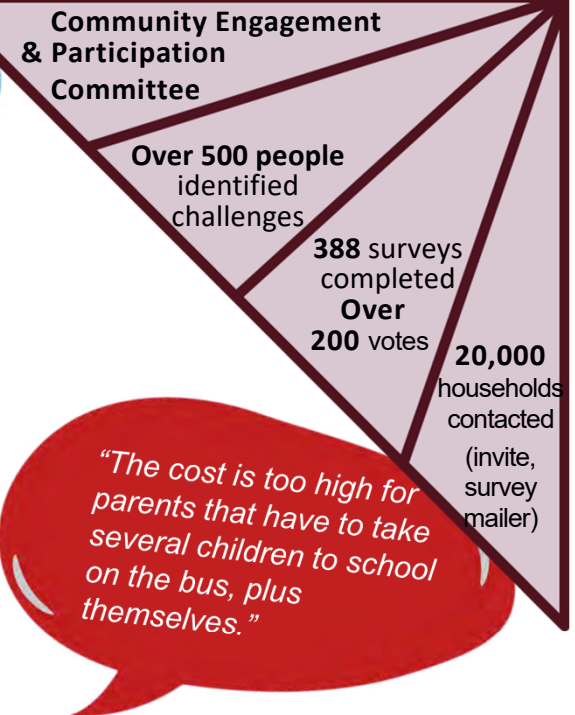
*Surveys and Focus Groups



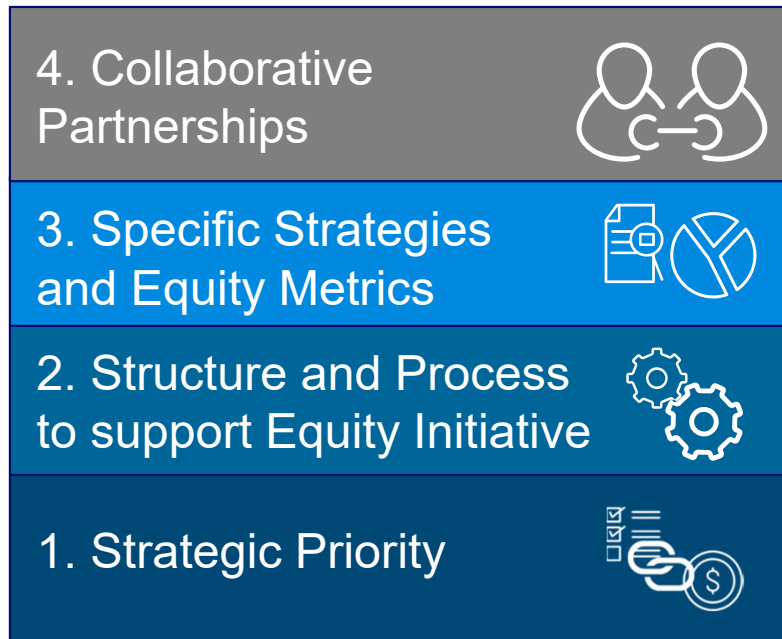
There's no Sunday service here in South Vallejo. We have no way to get to the grocery store if they are not running; everything else is costly.

It is unsafe to stand at bus stops where there's no shelter. The sun is hazardous to the health standing for a long period time.

"The cost is too high for parents that have to take several children to school on the bus, plus themselves."



FINDINGS: HYPER-LOCAL OUTCOMES




PB Deployed





**SCALABLE
PB
ELEMENTS**



OPPORTUNITY AREAS & NEXT STEPS

For Participatory Budgeting as a Whole:

- Explore ways the region can support local PB efforts
- Assess the linkage of PB with Community Based Transportation Plans, and Plan Bay Area
- Share findings and lessons learned with County Transportation Agencies

For Participatory Budgeting Elements:

- Examine universal application: inclusion metrics, shared decision-making, community learning and align with Equity Platform roll-out



ACTION TODAY

Staff Recommendation –

Committee forward to Commission for approval:

MTC Resolution No. 4347, Revised, programming \$400,000 provided by Lifeline Cycle 5 funds for Solano County Participatory Budgeting Pilot Projects

Date: July 25, 2018
W.I.: 1311
Referred by: PAC
Revised: 12/19/18-C 06/26/19-C
01/22/20-C 02/24/21-C

ABSTRACT

Resolution No. 4347, Revised

This resolution adopts the FY2016-17 through FY2017-18 Program of Projects for MTC's Cycle 5 Lifeline Transportation Program, funded with State Transit Assistance (STA) and FTA Section 5307 Urbanized Area funds.

The evaluation criteria established in Resolution No. 4309 were used by the local entities administering the program to develop the program of projects.

The following attachments are provided with this resolution:

Attachment A — Cycle 5 Lifeline Transportation Program of Projects -
FY2016 - 17 and FY2017-18

This resolution was amended on December 19, 2018 to program additional projects resulting from increased State Transit Assistance (STA) for Lifeline Cycle 5, and to program approximately \$5 million for Santa Clara County projects.

This resolution was amended on June 26, 2019 to program additional projects resulting from increased State Transit Assistance (STA) for Lifeline Cycle 5, and to program \$391,151 in State Transit Assistance funds to Marin Transit, which involves a funding exchange with local Measure AA funds through the Transportation Authority of Marin.

This resolution was amended on January 22, 2020 to program \$600,000 in State Transit Assistance funds from the Participatory Budgeting (PB) Pilot Reserve to the San Francisco Municipal Transportation Agency's Bayview Community Based Transportation Plan Participatory Budgeting Pilot – Bayview Transit Assistants project.

This resolution was amended on February 24, 2021 to program \$400,000 in State Transit Assistance funds from the Participatory Budgeting (PB) Pilot Reserve to the Solano Transportation Authority's City of Vallejo Community Based Transportation Plan Participatory Budgeting Pilot Projects: SolTrans – Bus Stop and Shelter Lighting Improvements, Additional Bus Shelters and Benches at SolTrans Bus Stops, SolTrans System Maps at Bus Shelters, and Bus Stop Landscape Improvements; and City of Vallejo (via Solano Transportation Authority) – Redwood St. Mid-Block Crosswalk Improvements, and Porter St. New Sidewalk and Street Crossing Improvements.

Further discussion of this action is contained in the Programming and Allocations Committee summary sheets dated July 11, 2018, December 12, 2018, June 12, 2019, January 8, 2020, and February 10, 2021.

Date: July 25, 2018
W.I.: 1311
Referred by: PAC

RE: Cycle 5 Lifeline Transportation Program of Projects – FY2016-17 and FY2017-18

METROPOLITAN TRANSPORTATION COMMISSION
RESOLUTION NO. 4347

WHEREAS, the Metropolitan Transportation Commission (MTC) is the regional transportation planning agency for the San Francisco Bay Area pursuant to Government Code § 66500 et seq.; and

WHEREAS, MTC adopted Resolution No. 4309, which establishes program guidelines to be used for the funding and oversight of the Cycle 5 Lifeline Transportation Program, Fiscal Years 2016-17 and 2017-18; and


WHEREAS, MTC used the process and criteria set forth in Attachment A of Resolution No. 4309 to fund a Program of Projects for the Cycle 5 Lifeline Transportation Program with State Transit Assistance (STA) and Section 5307 Urbanized Area funds; and

WHEREAS, the Cycle 5 Lifeline Transportation Program of Projects is set forth in Attachment A of this resolution, attached hereto and incorporated herein as though set forth at length; now therefore be it

RESOLVED, that MTC approves the Program of Projects for the Cycle 5 Lifeline Transportation Program, as set forth in Attachment A of this resolution; and be it further

RESOLVED, that the Executive Director shall forward a copy of this resolution, and such other information as may be required, to the Governor, Caltrans, and to such other agencies as may be appropriate.

METROPOLITAN TRANSPORTATION COMMISSION



Jake Mackenzie, Chair

The above resolution was entered into by
the Metropolitan Transportation Commission
at a regular meeting of the Commission
held in San Francisco, California, on July 25, 2018.

Cycle 5 Lifeline Transportation Program of Projects (FY2016-17 and FY2017-18)

| # | Project | Project Sponsor | Project Description | | | | | TOTAL Lifeline Funding | Notes |
|----------------------|---|--------------------|---|------------------------|--------------------------------|----------------------------------|-----------|------------------------|-------|
| | | | | STA (95%) ¹ | STA (5% Conting.) ¹ | STA (add'l revenue) ⁴ | 5307 | | |
| Alameda County | | | | | | | | | |
| 1 | Preservation of Existing Services in Communities of Concern | AC Transit | The project aims to continue and improve transit service to several key Communities of Concern in the southern, central and northern portions of Alameda County. The routes (Route 20, 40, 51A, 51B, 72, 800, and 801) serve low-income communities that have been identified because of spatial gaps in service in the Community Based Transportation Plan (CBTP). | 2,051,426 | 83,748 | | 1,514,825 | 3,649,999 | |
| 2 | Route 14 Operating Assistance | LAVTA | Wheels Route 14 provides service between the North Livermore Low Income Community and a variety of essential destinations including shopping, employment, healthcare, and direct regional rail connections via the Livermore Transit Center/ACE station and Dublin/Pleasanton BART station. | 320,000 | | | | 320,000 | |
| 3 | Coliseum BART Elevator Renovation Project | BART | Renovation of two elevators at the Coliseum BART Station as part of Phase 1 for the Elevator Renovation Program. The project addresses the growing needs of aging equipment to provide safe, reliable, and operational elevators in an area servicing a community that is roughly 30% low-income. | 720,000 | | 104,940 | | 824,940 | (8) |
| 4 | Operations Support for Route 2 | Union City Transit | The Route 2 is the main east-west route in the area that connects the Union City Intermodal Station with job centers along the Whipple Road corridor, which includes a lot of manufacturing and distribution facilities. The route provides vital lifeline public transportation access for the Decoto neighborhood, an established Community of Concern in Union City. | 182,512 | | 104,940 | | 287,452 | (8) |
| County Bid Target | | | | 3,273,938 | 83,748 | 209,881 | 1,514,825 | | |
| Proposed Programming | | | | 3,273,938 | 83,748 | 209,880 | 1,514,825 | 5,082,391 | |
| Unprogrammed Balance | | | | - | - | 1 | - | | 1 |

| | | | | | | | | | |
|-----------------------------|--|---------------------------|---|------------------|---------------|----------------|----------------|------------------|------|
| Contra Costa County | | | | | | | | | |
| 5 | Preserve Operations in Central County Communities of Concern | County Connection (CCCTA) | Maintain existing services on routes in low income areas in Central Contra Costa County. The identified routes link low-income riders with employment centers, schools, retail and services. | 752,666 | | | 14,057 | 766,723 | |
| 6 | Pittsburg Bay Point Elevator Replacement | BART | Renovation of two elevators at the Pittsburg/Bay Point/Antioch BART Station as part of the Elevator Renovation Program. The project addresses the growing needs of aging equipment to provide safe, reliable, and operational elevators in an area servicing a Community of Concern. | - | | | 954,259 | 954,259 | |
| 7 | Preserve Operations in West County Communities of Concern | AC Transit | Maintain existing service on Lines 71, 76, 376, 800. These routes provide basic transportation services to AC Transit riders, 70 percent of whom are low income. All lines serve and/or are predominantly located in Communities of Concern. All lines presently provide service to employment, services, retail, schools, health care and coordination to BART stations. Funding this project would preserve existing headways and service span. | 1,090,123 | | | | 1,090,123 | |
| 8 | Contra Costa College Connection: Increase Frequency on C3 Operations | WestCAT | Increase frequency on Route C3, which operates between Hercules Transit Center and Contra Costa College in San Pablo. The Lifeline funding under this grant would allow WestCAT to decrease headways from 60 minutes to 30 minutes. WestCAT estimates the increased service will increase low income ridership 35-40% or approximately 26,000 new low income passenger trips annually. | 250,000 | | | | 250,000 | |
| 9 | Preserve Operating Support for Routes 200 and 201 | Tri Delta Transit | Route 200 operates between the Pittsburg/Bay Point BART Station, the veterans/county hospitals, and the county/court buildings in Martinez. Route 201 is a lifeline service operating between Pittsburg/Bay Point BART and Concord with stops at Mt. Diablo High School and John Muir Medical Center. | | 53,534 | 123,947 | | 177,481 | (10) |
| County Bid Target | | | | 2,092,789 | 53,534 | 123,947 | 968,316 | | |
| Proposed Programming | | | | 2,092,789 | 53,534 | 123,947 | 968,316 | 3,238,586 | |
| Unprogrammed Balance | | | | - | - | - | - | - | |

Cycle 5 Lifeline Transportation Program of Projects (FY2016-17 and FY2017-18)

| # | Project | Project Sponsor | Project Description | | | | | TOTAL Lifeline Funding | Notes |
|--------------|-------------------------------------|-----------------|---|------------------------|--------------------------------|----------------------------------|---------|------------------------|-------|
| | | | | STA (95%) ¹ | STA (5% Conting.) ¹ | STA (add'l revenue) ⁴ | 5307 | | |
| Marin County | | | | | | | | | |
| 10 | Bus Stop Improvements | Marin Transit | This project will fund bus stop improvements and real time transit information signs in the Canal neighborhood of San Rafael and additional real time transit information signs at high usage stops in the City of Novato. | 24,545 | 1,292 | | 174,163 | 200,000 | |
| 11 | Route 36 (funding exchange project) | Marin Transit | <u>This project will support operations for Route 36 between Marin City and Canal that provides mobility for low-income residents (Funding exchange for three projects: Marin Transit's School Transportation Service in Novato, Marin County's Drake/Cole Pedestrian Improvements, and City of San Rafael's Canal Neighborhood Crosswalk Improvements.</u> | 351,867 | 8,337 | 30,947 | | 391,151 | (11) |

| | | | | | |
|-----------------------------|----------------|--------------|---------------|----------------|----------------|
| County Bid Target | 376,412 | 9,629 | 30,947 | 174,163 | 591,151 |
| Proposed Programming | 376,412 | 9,629 | 30,947 | 174,163 | 591,151 |
| Unprogrammed Balance | - | - | - | - | - |

| | | | | | | | | | |
|--------------------|--|--|--|---------|-------|--------|---------|---------|-----|
| Napa County | | | | | | | | | |
| 12 | Imola Avenue/SR 29 Express Bus Improvement | Napa Valley Transportation Agency (NVTa) | Rehabilitation of the Park and Ride facility; and bicycle and pedestrian facilities on State Route 29 (SR-29) and Imola Avenue; northbound and southbound on/off ramps to serve Vine Transit express buses. Improvements will allow Vine Route 29, which provides service to the Vallejo Ferry Terminal and the El Cerrito del Norte BART station, to operate on the corridor. | 295,846 | 7,567 | 20,911 | 150,398 | 474,722 | (8) |

| | | | | | |
|-----------------------------|----------------|--------------|---------------|----------------|----------------|
| County Bid Target | 295,846 | 7,567 | 20,911 | 150,398 | |
| Proposed Programming | 295,846 | 7,567 | 20,911 | 150,398 | 474,722 |
| Unprogrammed Balance | - | - | - | - | - |

| | | | | | | | | | |
|-----------------------------|--|-------|--|-----------|--------|--------|---------|-----------|-----|
| San Francisco County | | | | | | | | | |
| 13 | Expanding and Continuing Late Night Transit Service to Communities in Need | SFMTA | SFMTA will provide new late night service on the L Owl line along the Embarcadero to Fisherman's Wharf and continue providing Owl service on key segments of the 44 O'Shaughnessy line, 48 Quintara/24th Street Muni lines. This service provides transit access from a Community of Concern to activity centers. | 1,732,392 | 44,315 | | 801,563 | 2,578,270 | |
| 14 | Wheelchair Accessible Taxi Incentive Program | SFMTA | This program provides financial incentives to increase the supply of accessible wheelchair ramp taxis available through the Paratransit program. The additional ramp taxis will be in general circulation, increasing mobility options citywide for wheelchair users. | | | 75,000 | | | (6) |
| 15 | Enhanced Shop-a-Round and Van Gogh Recreational Shuttle Service | SFMTA | SFMTA will provide Shop-Around Shuttle service that seeks to provide group van transportation to and from grocery stores with driver assistance in carrying grocery bags for seniors and individuals with disabilities who do not meet ADA program requirements. It provides service seven days a week with two pick-up times available on the weekdays. | | | 32,462 | | | (6) |

| | | | | | |
|-----------------------------|------------------|---------------|----------------|----------------|------------------|
| County Bid Target | 1,732,392 | 44,315 | 107,462 | 801,563 | |
| Proposed Programming | 1,732,392 | 44,315 | 107,462 | 801,563 | 2,685,732 |
| Unprogrammed Balance | - | - | - | - | - |

Cycle 5 Lifeline Transportation Program of Projects (FY2016-17 and FY2017-18)

| # | Project | Project Sponsor | Project Description | | | | | TOTAL Lifeline Funding | Notes |
|------------------|---|--------------------------------------|---|------------------------|--------------------------------|----------------------------------|---------|------------------------|-------|
| | | | | STA (95%) ¹ | STA (5% Conting.) ¹ | STA (add'l revenue) ⁴ | 5307 | | |
| San Mateo County | | | | | | | | | |
| 14 | Daly City Bayshore Shuttle | City of Daly City (via SamTrans) | Provide a circulator shuttle service connecting the Bayshore neighborhood in Daly City with transit and important destinations in the western portion of Daly City. The shuttle is free for passengers and operates for 14 hours, Monday through Friday, providing 11 round trips. | 300,000 | | | | 300,000 | |
| 16 | Operating Support for Expanded Route 17 Service | SamTrans | This project will continue funding the operation of existing Lifeline funded expanded fixed route service for SamTrans Route 17 on the Coastsides of San Mateo County. The expanded service provides service to Montara, additional peak commute period service, Sunday service, and later evening hours 7 days a week. | 338,312 | | | | 338,312 | |
| 17 | Operating Support for SamCoast Service | SamTrans | This project will continue funding the operation of SamCoast, a general public demand response system on the Coastsides of San Mateo County centered in Pescadero. | 203,220 | | 25,420 | | 228,640 | (5) |
| 18 | San Mateo County Transportation Assistance for Low-Income Residents | Human Services Agency (via SamTrans) | The Transportation Assistance Program (TAP) will provide fares for public transportation (such as bus tickets or tokens and possibly bus passes) to low-income families and individuals who are receiving homeless and safety net services from a network of countywide provider agencies. The transportation assistance will assist clients with their transportation needs related to Self-Sufficiency and Family Strengthening activities such as: employment search, employment workshops, job interviews, emergency and health related needs, family counseling, trips to referral agencies, trips to homeless shelters, and housing search. | 200,000 | | 36,000 | | 236,000 | (5) |
| 19 | DriveForward Vehicle Loan Program, San Mateo County | Peninsula Family Services (via VTA) | The DriveForward Vehicle Loan Program provides low-interest auto loans to individuals who are unable to access affordably-priced consumer loan financing. The loans, coupled with financial education credit repair assistance, help address transportation barriers so that individuals can pursue efforts at self-sufficiency, including work, education, asset building, and job training. | | | | 275,000 | 275,000 | |
| 20 | Menlo Park Crosstown Shuttle | City of Menlo Park (via SamTrans) | The Menlo Park Crosstown Shuttle is a proposed expansion to the current "Midday Shuttle" (M1-Menlo Midday and M2-BelleHaven routes), which has been providing the Belle Haven community and other neighborhoods with reliable local transit since 1998. The shuttle primarily serves the low-income community by providing all-day access to essential destinations not otherwise available. | 150,000 | 30,480 | 13,865 | | 194,345 | (7) |
| 21 | Fixed Route 280 | SamTrans | Route 280 provides vital connections which serve Communities of Concern between East Palo Alto, the Stanford Shopping Center, and the Palo Alto Caltrain Station. Route 280 provides residents of East Palo Alto access to public transit options for completing work trips without the use of an automobile. | | | | 276,311 | 276,311 | |

County Bid Target 1,191,532 30,480 75,285 551,311

Proposed Programming 1,191,532 30,480 75,285 551,311 1,848,608

Unprogrammed Balance - - - - -

Cycle 5 Lifeline Transportation Program of Projects (FY2016-17 and FY2017-18)

| # | Project | Project Sponsor | Project Description | | | | | TOTAL Lifeline Funding | Notes |
|--------------------|-----------------------------------|---------------------------------|---|------------------------|--------------------------------|----------------------------------|-----------|------------------------|-------|
| | | | | STA (95%) ¹ | STA (5% Conting.) ¹ | STA (add'l revenue) ⁴ | 5307 | | |
| Santa Clara County | | | | | | | | | |
| 21 | Bus Stop Enhancement Program | Valley Transportation Authority | This program will provide up to 100 new bus shelters, ADA enhancements, upgraded stop amenities such as benches, lighting, trash receptacles, and digital real-time displays at various bus stops located along high ridership corridors and in Community-Based Transportation Plan study areas. | 2,405,763 | 40,815 | 101,083 | 1,581,482 | 4,129,143 | (2) |
| 22 | Mobility Assistance Program (MAP) | Valley Transportation Authority | This program seeks to provide several reduced cost and no-cost transportation options to all qualified low-income individuals and families in Santa Clara County with an emphasis on CalWORKSs Program participants, older adult workers, and disabled and low income individuals. Programs include door-to-door rides, supporting public transit use with a focus on residents of MTC's designated Communities of Concern. | 785,345 | 40,815 | 101,082 | | 927,242 | (2) |

| | | | | | |
|-----------------------------|------------------|---------------|----------------|------------------|------------------|
| County Bid Target | 3,191,108 | 81,630 | 202,165 | 1,581,482 | |
| Proposed Programming | 3,191,108 | 81,630 | 202,165 | 1,581,482 | 5,056,385 |
| Unprogrammed Balance | - | - | - | - | - |

| | | | | | | | | | |
|----------------------|--|---|--|---------|--------|--------|---------|---------|-----|
| Solano County | | | | | | | | | |
| 23 | Reduced Fare Local Taxi Program | Fairfield and Suisun Transit | The reduced fare Taxi Program provides a subsidized taxi for seniors or people with disability residing in Fairfield or Suisun City. | 141,836 | | | | 141,836 | |
| 24 | SolTrans Route 1 - Maintain Lifeline Fixed Route Service | SolTrans | The funding request is for SolTrans fixed route 1 which services the communities of concern in Vallejo. | 600,000 | | | | 600,000 | |
| 25 | Solano County Intercity Taxi Scrip Program | Solano Transportation Authority | The Intercity Taxi Card Program provides a subsidized taxi for seniors or people with disability residing in Solano County. | 200,000 | | | | 200,000 | |
| 26 | SolanoExpress Blue Line Expanded Service (Fairfield) | Fairfield and Suisun Transit | The project will help fund expanded service for the new Solano Express Blue line which services several communities of concern between Pleasant Hill Bart and Downtown Sacramento. | | | | 236,460 | 236,460 | |
| 27 | SolanoExpress Blue Line Expanded Service (Vacaville) | Fairfield and Suisun Transit | The project will help fund expanded service for the new Solano Express Blue line which services several communities of concern between Pleasant Hill Bart and Downtown Sacramento. | | | | 102,657 | 102,657 | |
| 28 | SolTrans Route 2 - Maintain Lifeline Fixed Route Service (Vallejo) | Fairfield and Suisun Transit | The funding request is for SolTrans Fixed Route 2 which services the communities of concern in Vallejo. | | | | 300,929 | 300,929 | |
| 29 | Solano Express | Fairfield and Suisun Transit and Solano County Transit (SolTrans) | The funding request is for Intercity Transit Service Blue, Green, Yellow, 80 and 85 servicing communities of concern. | | 24,093 | 53,375 | | 77,468 | (9) |

| | | | | | |
|-----------------------------|----------------|---------------|---------------|----------------|------------------|
| County Bid Target | 941,836 | 24,093 | 53,376 | 640,046 | |
| Proposed Programming | 941,836 | 24,093 | 53,375 | 640,046 | 1,659,350 |
| Unprogrammed Balance | - | - | 1 | - | 1 |

Cycle 5 Lifeline Transportation Program of Projects (FY2016-17 and FY2017-18)

| # | Project | Project Sponsor | Project Description | | | | | TOTAL Lifeline Funding | Notes |
|----------------------|--|-----------------------|--|------------------------|--------------------------------|----------------------------------|---------|------------------------|-------|
| | | | | STA (95%) ¹ | STA (5% Conting.) ¹ | STA (add'l revenue) ⁴ | 5307 | | |
| Sonoma County | | | | | | | | | |
| 30 | Petaluma Transit Weekend Service | Petaluma Transit | Project will support continued fixed route bus service on Saturday and Sunday for one year, in order to meet the needs of riders who have employment and other weekend travel needs. | 132,107 | 3,361 | 8,004 | 51,053 | 194,525 | (5) |
| 31 | Lifeline Route Operations | Santa Rosa CityBus | Project will support continued operations of Santa Rosa CityBus Lifeline routes serving the Roseland Community of Concern in the City of Santa Rosa. | 383,261 | 9,804 | 23,167 | 148,112 | 564,344 | (5) |
| 32 | CNG Bus Purchase | Sonoma County Transit | Project will assist with the purchase of one compressed natural gas (CNG) transit coach. The new CNG buses would be deployed on routes primarily serving the Healdsburg, Lower Russian River and Sonoma-Springs CBTP areas. The timely replacement of Sonoma County Transit's CNG buses ensures comfortable and reliable public transit service throughout the fixed-route system. | | | | 223,995 | 223,995 | |
| 33 | Feeder Bus Service in Healdsburg, Lower Russian River and Sonoma-Springs Areas | Sonoma County Transit | Project will continue peak commute feeder bus service on routes providing service within the Healdsburg, Lower Russian River and Sonoma – Springs CBTP areas. SCT routes 52, 53, 54, and 56 provide feeder bus connections to SMART's passenger rail service and enhanced peak commute service between various outlying low-income areas and where the majority of jobs and services are located within the cities of Santa Rosa and Petaluma. | 579,621 | 14,845 | 35,019 | | 629,485 | (5) |
| County Bid Target | | | | 1,094,989 | 28,010 | 66,190 | 423,160 | 1,612,349 | |
| Proposed Programming | | | | 1,094,989 | 28,010 | 66,190 | 423,160 | 1,612,349 | |
| Unprogrammed Balance | | | | - | - | - | - | - | |

Cycle 5 Lifeline Transportation Program of Projects (FY2016-17 and FY2017-18)

| # | Project | Project Sponsor | Project Description | | | | | TOTAL Lifeline Funding | Notes |
|---|--|---|--|------------------------|--------------------------------|----------------------------------|-----------|------------------------|-----------|
| | | | | STA (95%) ¹ | STA (5% Conting.) ¹ | STA (add'l revenue) ⁴ | 5307 | | |
| Multi-County & Regional Projects ³ | | | | | | | | | |
| 34 | Bayview Community Based Transportation Plan Participatory Budgeting Pilot - Bayview Transit Assistants | San Francisco Municipal Transportation Agency (SFMTA) | The SFMTA will fund three new Transit Assistant positions through the Muni Transit Assistance Program (MTAP). Transit Assistants (TAs) aid transit riders, answer questions about transit service, deter vandalism, act as an unarmed safety presence on transit lines, and de-escalate conflicts between riders. TAs work in teams of two and their hours of operation are 10AM to 6PM. The three TA positions will be hired on a 3-year contract and will ride on the 29 Sunset, the 44 O'Shaughnessy, and the T-Third lines. The TAs funded through this project will be hired from the Bayview. | 600,000 | | | | 600,000 | (12) |
| 35 | Vallejo Community Based Transportation Plan Participatory Budgeting Pilot: SolTrans Bus Stop Improvements and System Maps | SolTrans | 1) Bus Stop and Shelter Lighting Improvements - Install additional solar lighting throughout the SolTrans bus system. This project would fund adding solar lighting to approximately 10 bus stops. 2) Additional Bus Shelters and Benches at SolTrans Bus Stops - Install at least 5 additional shelters with benches and at least 10 additional benches at bus stops that currently don't have them throughout Vallejo that serve the communities of concern. 3) SolTrans System Maps at Bus Shelters - Install SolTrans 4' x 4' system route maps at 2-3 dozen of the busiest bus stop shelters. These maps would show the SolTrans bus routes. 4) Bus Stop Landscape Improvements - This project would fund new landscaping at approximately 20 bus stops. | 230,000 | | | | 230,000 | (13) |
| 36 | Vallejo Community Based Transportation Plan Participatory Budgeting Pilot - Redwood St. Mid-Block Crosswalk Improvements | City of Vallejo (via Solano Transportation Authority) | Upgrade the existing crosswalk and signing to increase visibility between Sonoma Blvd. and Sacramento Street. This is a mid-block crosswalk on a curve connecting housing and retail. This project will re-stripe the crosswalk and install a more visible flashing beacon. | 50,000 | | | | 50,000 | (13) |
| 37 | Vallejo Community Based Transportation Plan Participatory Budgeting Pilot - Porter St. New Sidewalk and Street Crossing Improvements | City of Vallejo (via Solano Transportation Authority) | Install over 400 feet of sidewalk on the east side of Porter St near Magazine St. | 120,000 | | | | 120,000 | (13) |
| Multi-County & Regional Target | | | | 1,000,000 | | | | - | |
| Proposed Programming | | | | 1,000,000 | - | | | - | 1,000,000 |
| Unprogrammed Balance | | | | - | - | | | - | - |
| Regional Grand Totals | | | | | | | | | |
| Lifeline Program Revenue Sources | | | | 15,190,842 | 363,006 | 890,164 | 6,805,264 | 23,249,276 | |
| Total Proposed Programming | | | | 15,190,842 | 363,006 | 890,162 | 6,805,264 | 23,249,274 | |
| Unprogrammed Balance | | | | - | - | 2 | - | | 2 |

Notes

- (1) Because the FY 18 actual STA amounts will be confirmed by the State Controller after July 2018, only 95 percent of each county's STA amount will be available to be claimed by project sponsors until further notice. The County Lifeline Program Administrators programmed 95 percent of their county's STA amount, and then developed a contingency plan for the remaining five percent should it be available. Some agencies have contingencies unprogrammed.
- (2) On 12/19/18, Santa Clara County projects are being programmed.
- (3) Funds are being reserved for each PB Pilot program as listed. Specific projects will be amended and add into this Cycle 5 program, once projects have been recommended through the PB Pilot program process.
- (4) On 12/19/18, additional State Transit Assistance funds have been added to program due to higher than anticipated diesel sales tax revenue as a result of Senate Bill 1.
- (5) On 12/19/18, additional STA funds are being programmed to existing projects.
- (6) On 12/19/18, additional STA funds are being programmed to new projects in San Francisco County.
- (7) On 12/19/18, the 5% STA contingency and additional STA funds are being programmed to existing project in San Mateo County.
- (8) On 06/26/19, additional STA funds are being programmed to existing projects: \$104,940 for Coliseum BART Elevator Renovation, \$104, 940 for Operations Support for Route 2, and \$20,911 for Imola Avenue/SR 29 projects.

Cycle 5 Lifeline Transportation Program of Projects (FY2016-17 and FY2017-18)

| # | Project | Project Sponsor | Project Description | | | | | TOTAL Lifeline Funding | Notes |
|---|---------|-----------------|---------------------|------------------------|--------------------------------|----------------------------------|------|------------------------|-------|
| | | | | STA (95%) ¹ | STA (5% Conting.) ¹ | STA (add'l revenue) ⁴ | 5307 | | |

(9) On 06/26/19, 5% STA contingency and additional STA funds are being programmed to new projects: \$77,468 for Solano Express in Solano County.

(10) On 06/26/19, additional STA funds (\$123,947) and 5% STA contingency (\$53,534) are being programmed to a new project, Preserve Operating Support for Routes 200 and 201. The programming of \$53,534 in 5% STA contingency is conditioned on CCTA Board approval.

(11) On 06/26/19, additional STA funds and remaining unprogrammed STA and 5% contingency funds are being programmed to Route 36 (funding exchange). The Marin County Lifeline Program Administrator (Transportation Authority of Marin (TAM) had originally programmed in STA funds \$75,151 for the School Transportation Service in Novato, \$68,000 for the Drake/Cole Pedestrian Improvements, and \$248,000 for Canal Neighborhood Crosswalk Improvements, but these three projects were found to be ineligible for STA funds. As a result, TAM pursued and approved a funding exchange with Marin Transit. Marin Transit will receive \$391,151 in STA funds for Route 36 and in exchange will give TAM, Measure AA Sales Tax Strategy 4: Local Busfunds to fully fund the three Lifeline projects.

(12) On 01/22/20, Participatory Budgeting Pilot projects for San Francisco's Bayview Hunter's Point Community Based Transportation Plan were recommended and added into this Cycle 5 program, through the PB Pilot program process. The San Francisco Municipal Transportation Agency (SFMTA) will fund three new Transit Assistant (TA) positions through the Muni Transit Assistance Program (MTAP). The three TA positions will be hired on a 3-year contract and will ride on the 29 Sunset, the 44 O'Shaughnessy, and the T-Third lines.

(13) On 2/24/21, Participatory Budgeting Pilot projects for Solano Transportation Authority and City of Vallejo Community Based Transportation Plan were recommended and added into this Cycle 5 program.