

Bay Area Partnership Board

July 7, 2020

Agenda Item 4b

Plan Bay Area 2050: Summary of Draft Blueprint and Key Decisions for Transportation Element

- Subject:** Presentation summarizing the Plan Bay Area 2050 (PBA 2050) Draft Blueprint and recommendations for the July 2020 MTC Planning Committee and ABAG Administrative Committee related to which transportation projects should be integrated into Final Blueprint strategies.
- Background:** Staff is providing the PBA 2050 Transportation Element presentation as it will be presented to the Joint MTC Planning Committee with ABAG Administrative Committee and an abbreviated introduction to the Draft Blueprint item that will be presented at the July 10, 2020 meeting of the Joint MTC Planning Committee with the ABAG Administrative Committee. Members should refer to the full set of materials here:
<https://mtc.legistar.com/MeetingDetail.aspx?ID=792187&GUID=D01B064A-135F-4994-8F83-EAB516A1E781&Options=info|&Search=>
- Staff will be at your July 7, 2020 meeting to discuss a summary of these reports. The Board's input is requested.
- Attachments:** Presentation



Therese W. McMillan

PLAN BAY AREA 2050

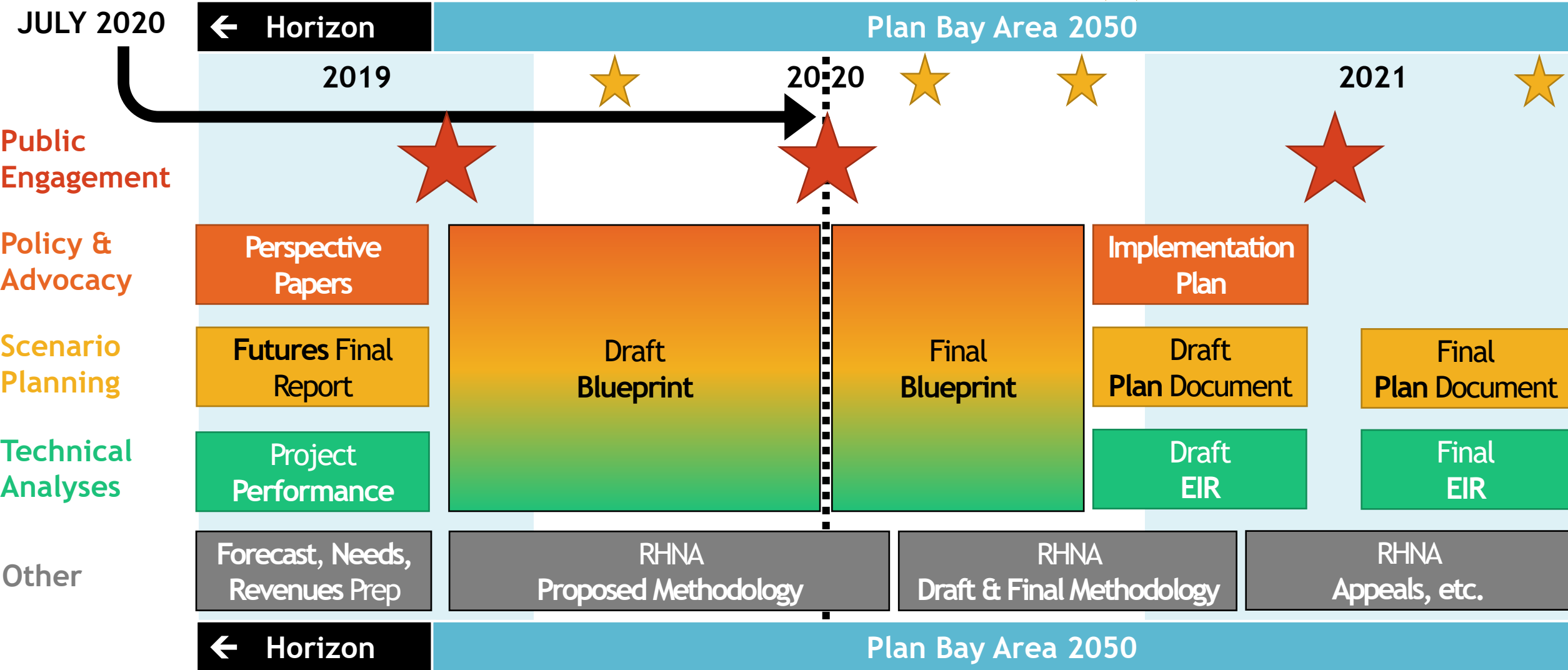
Plan Bay Area 2050: Summary of Draft Blueprint & Key Decisions for the Transportation Element

Dave Vautin, Adam Noelting and Raleigh McCoy

July 2020

Draft Blueprint: Major Milestone for Plan Bay Area 2050

★ = Major Policy Board Decisions



What are the Potential Outcomes of the Draft Blueprint?

(in an uncertain future...)

Draft Blueprint Highlights (1 of 2)

Improved Affordability

Housing and transportation costs are significantly reduced, especially for low-income residents.



*% of household
income spent
on housing +
transportation*

57%

in 2015

48%

in 2050

More Permanently-Affordable Homes

New revenues enable a significant uptick in production of deed-restricted affordable homes.



*number of new
permanently-
affordable
homes*

400,000+

by 2050

More Growth Near Transit

Most new homes are focused in walkable communities with frequent transit service.



*% of all housing
within ½ mile of
high-frequency
transit*

32%

in 2015

43%

in 2050

Draft Blueprint Highlights (2 of 2)

Lives Saved and Injuries Averted

Strategies to reduce vehicle speeds and build protected bike/ped infrastructure save lives.



fatalities avoided due to Draft Blueprint strategies

>1,500
through 2050

Greater Resilience to Hazards

Seismic retrofits and sea level rise infrastructure protect thousands of homes from damage.



% of homes at risk protected

100% 98%
from quake from SLR

Robust Economic Growth

Despite significant tax increases to pay for new strategies, Bay Area businesses continue to thrive.



growth in gross regional product per capita (constant \$)

+65%
by 2050

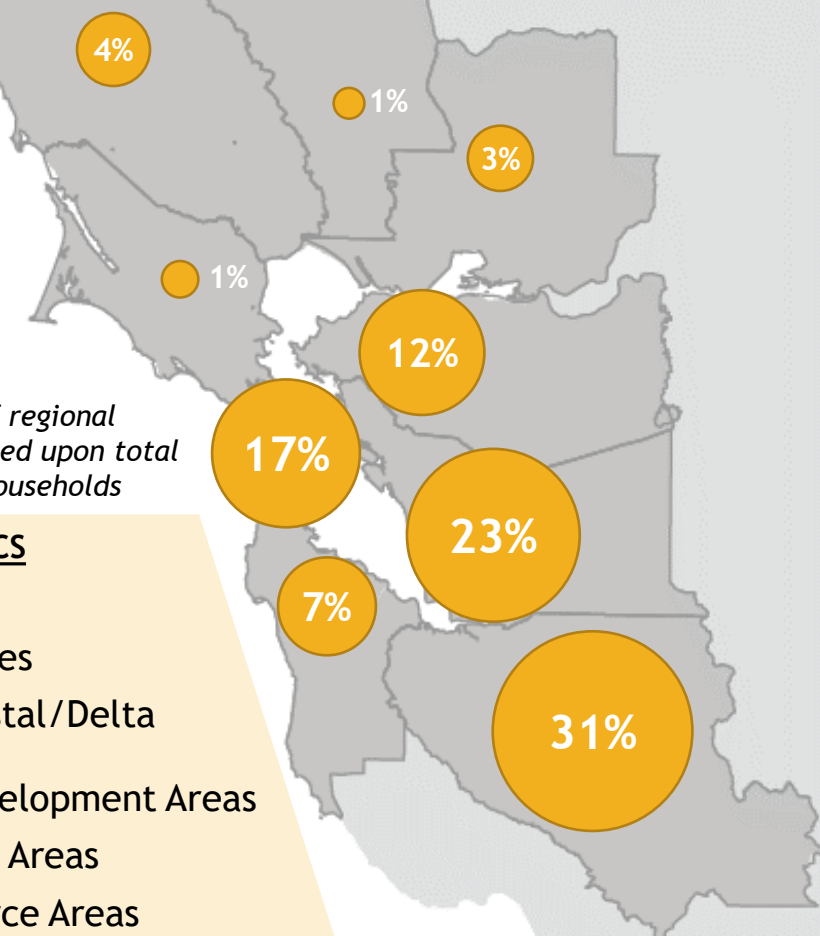
Draft Blueprint: Housing Growth Pattern

For breakdowns on the subcounty level, please refer to Attachment C. Totals do not always sum to 100% due to rounding.

Plan Bay Area 2040: 2010 to 2040 +0.8 million new households

MAP LEGEND
X% County's share of regional growth, sized based upon total number of new households

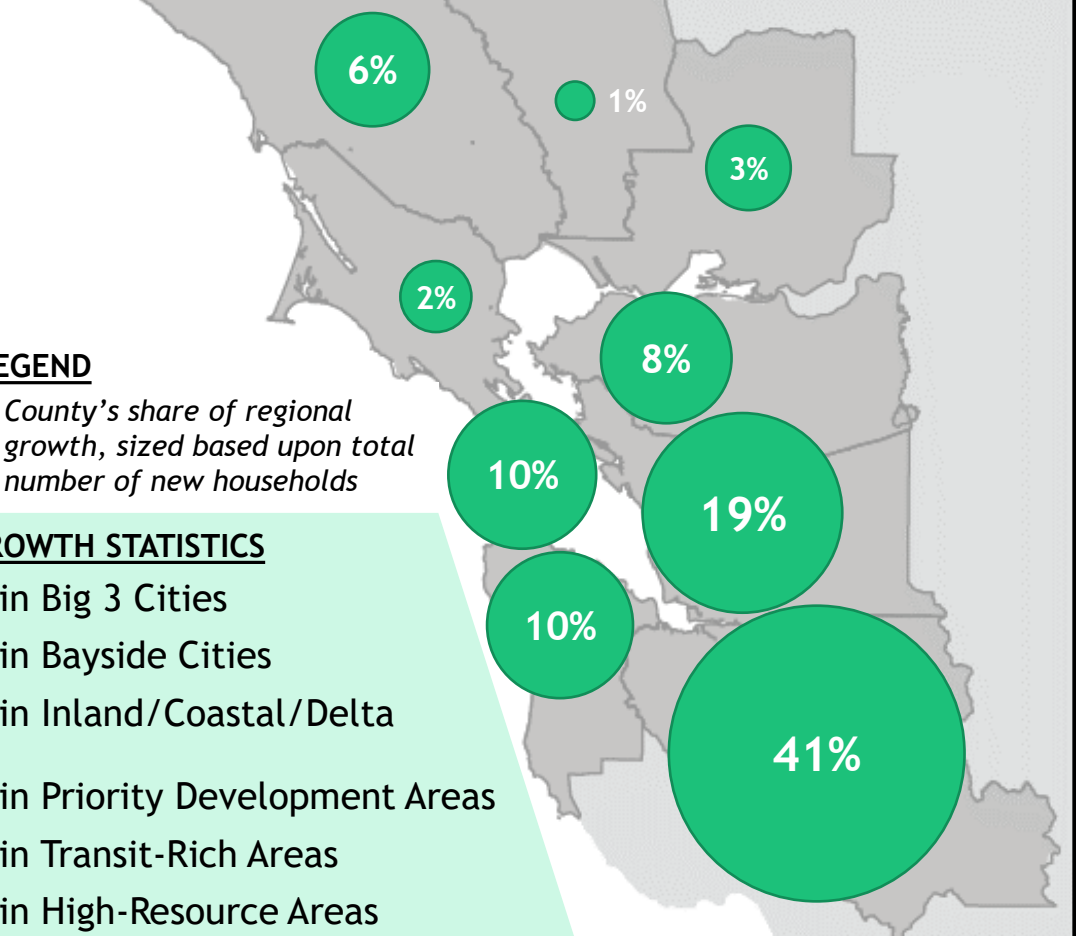
KEY GROWTH STATISTICS
46% in Big 3 Cities
33% in Bayside Cities
21% in Inland/Coastal/Delta
77% in Priority Development Areas
61% in Transit-Rich Areas
22% in High-Resource Areas



Draft Blueprint: 2015 to 2050 +1.3 million new households


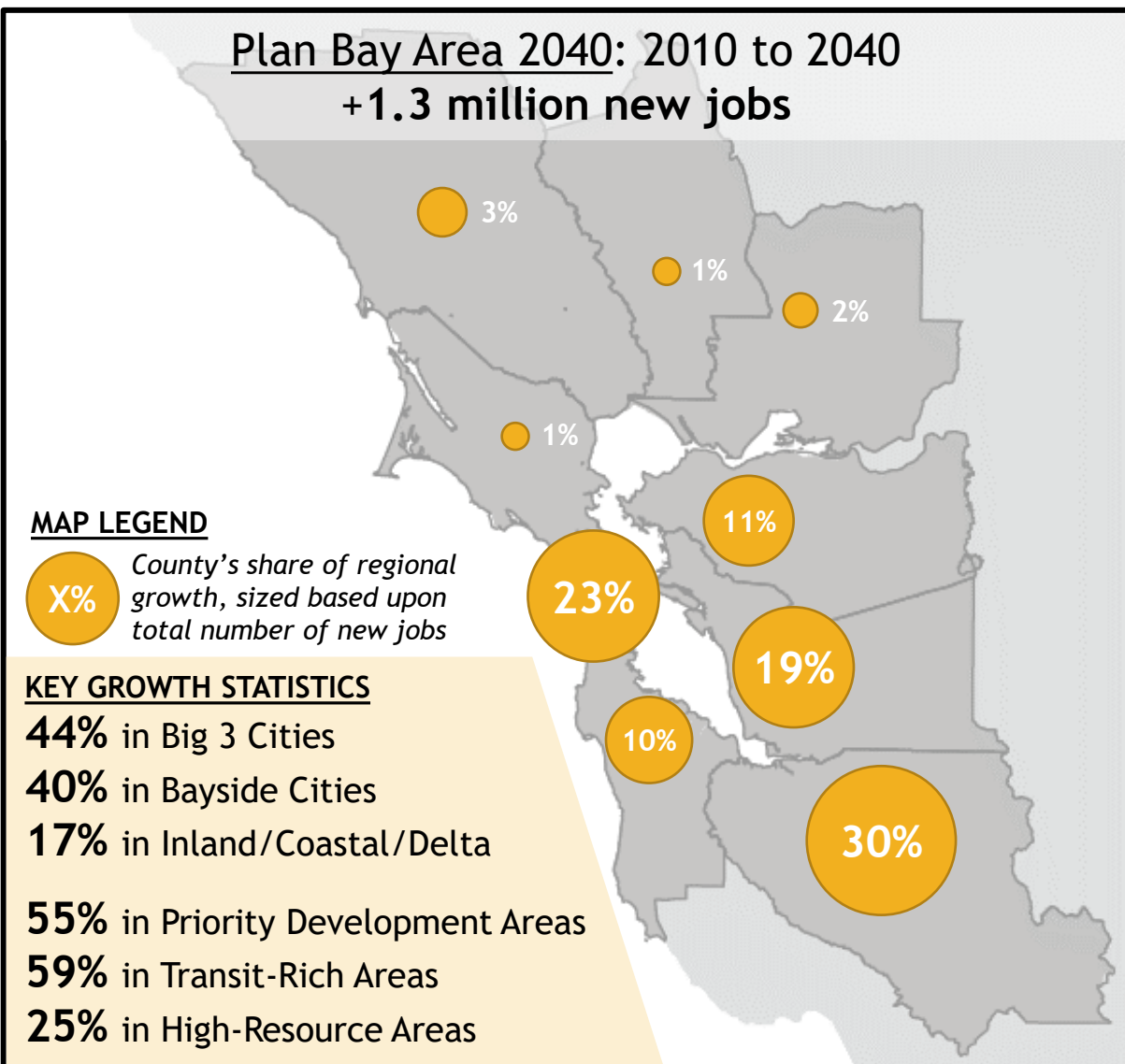
MAP LEGEND
X% County's share of regional growth, sized based upon total number of new households

KEY GROWTH STATISTICS
41% in Big 3 Cities
37% in Bayside Cities
22% in Inland/Coastal/Delta
70% in Priority Development Areas
70% in Transit-Rich Areas
29% in High-Resource Areas

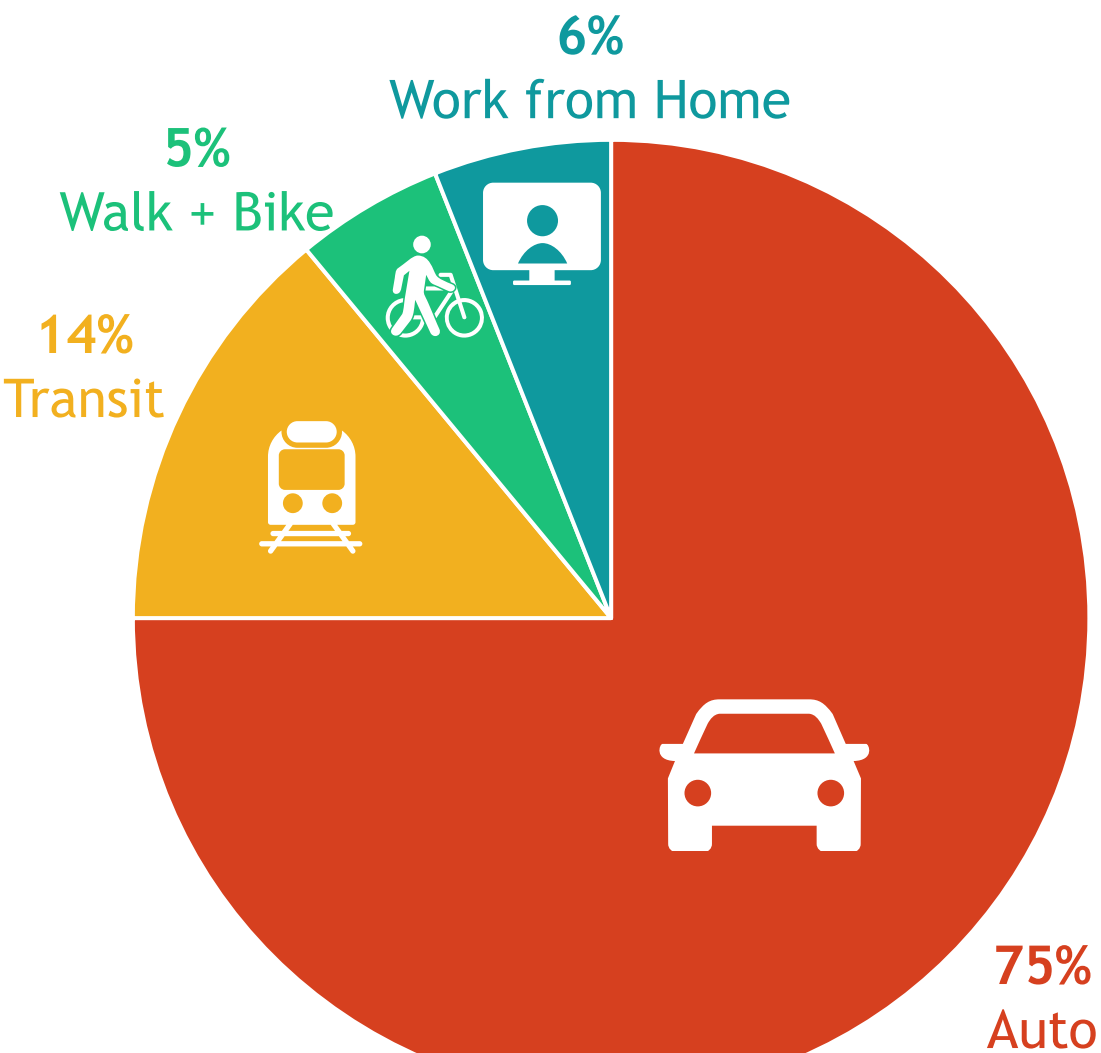


Draft Blueprint: Jobs Growth Pattern

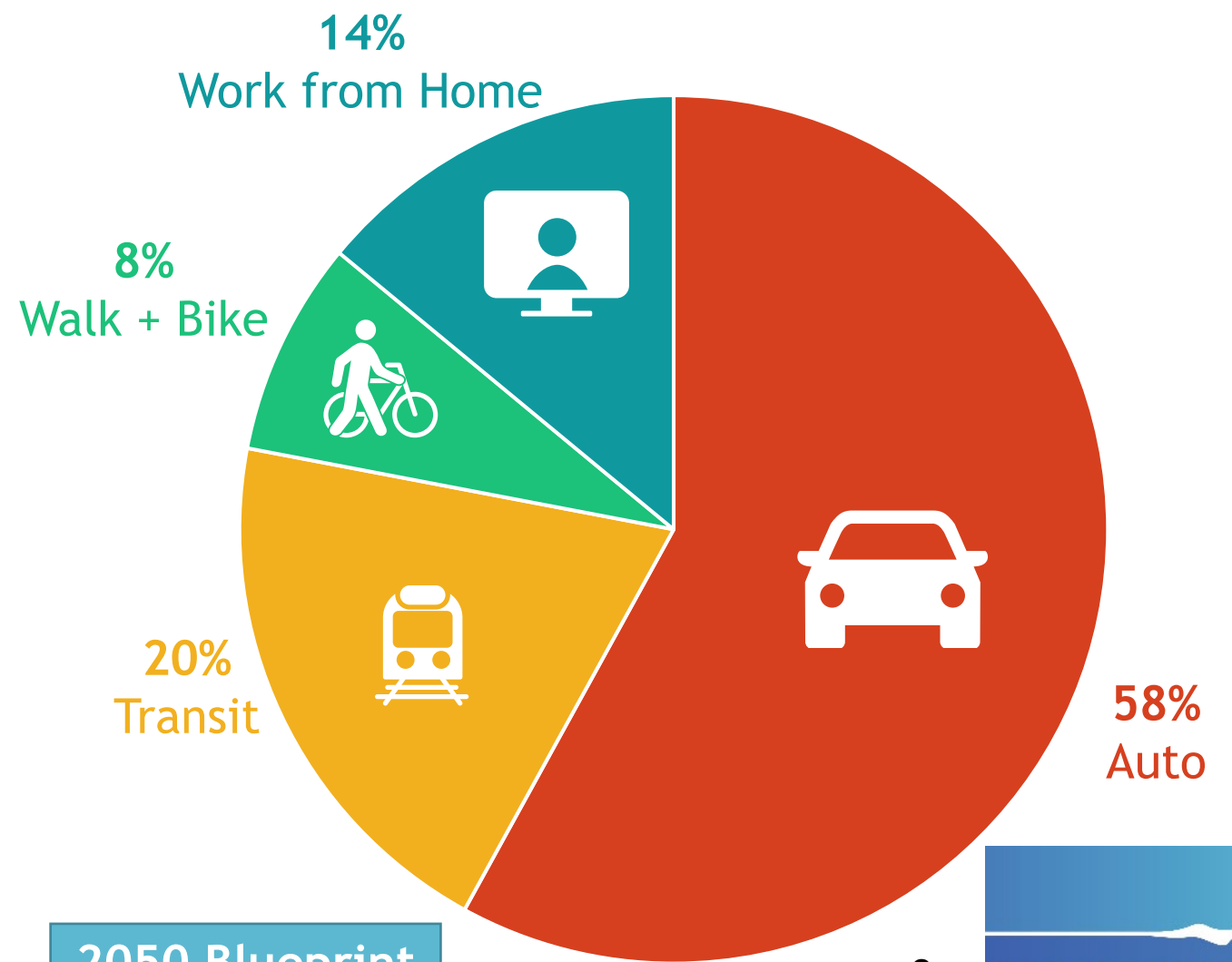
For breakdowns on the subcounty level, please refer to Attachment C. Totals do not always sum to 100% due to rounding.



Draft Blueprint: Commute Mode Choices



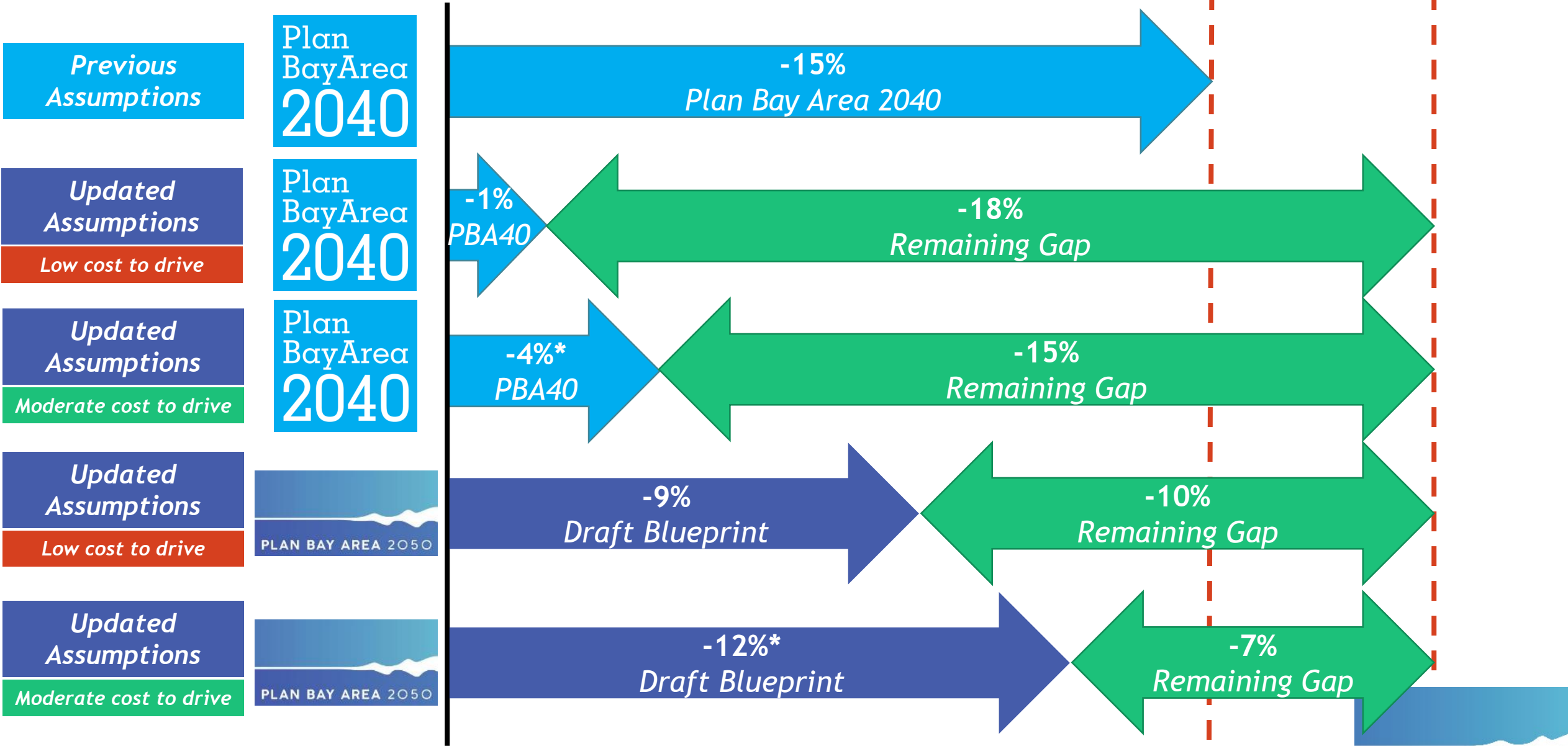
2015



2050 Blueprint

Draft Blueprint: GHG

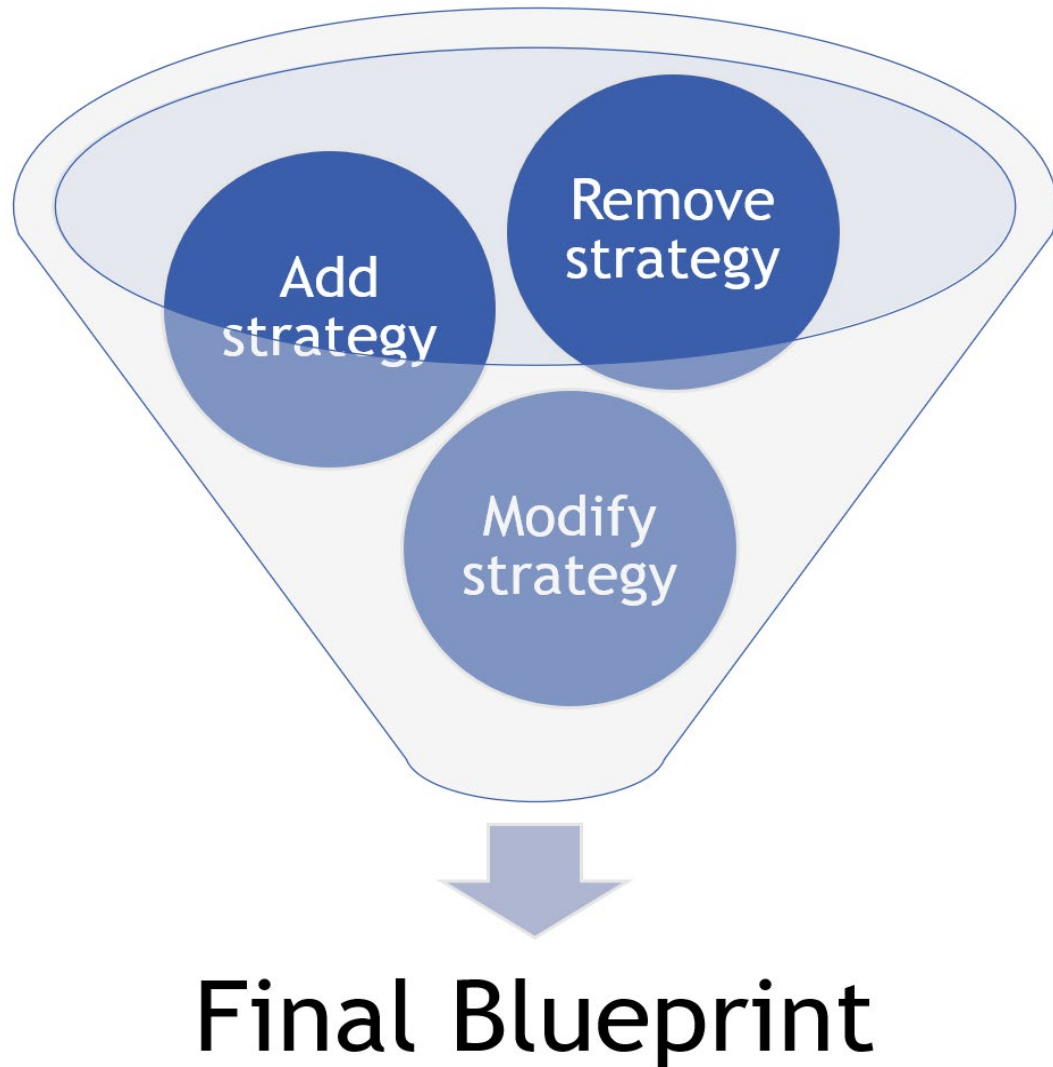
-15% per-capita Previous CARB Target | -19% per-cap. New Target



* = approximated effect of higher auto operating cost based upon past analyses

Looking for Input:


How can we address these remaining challenges in the Final Blueprint?



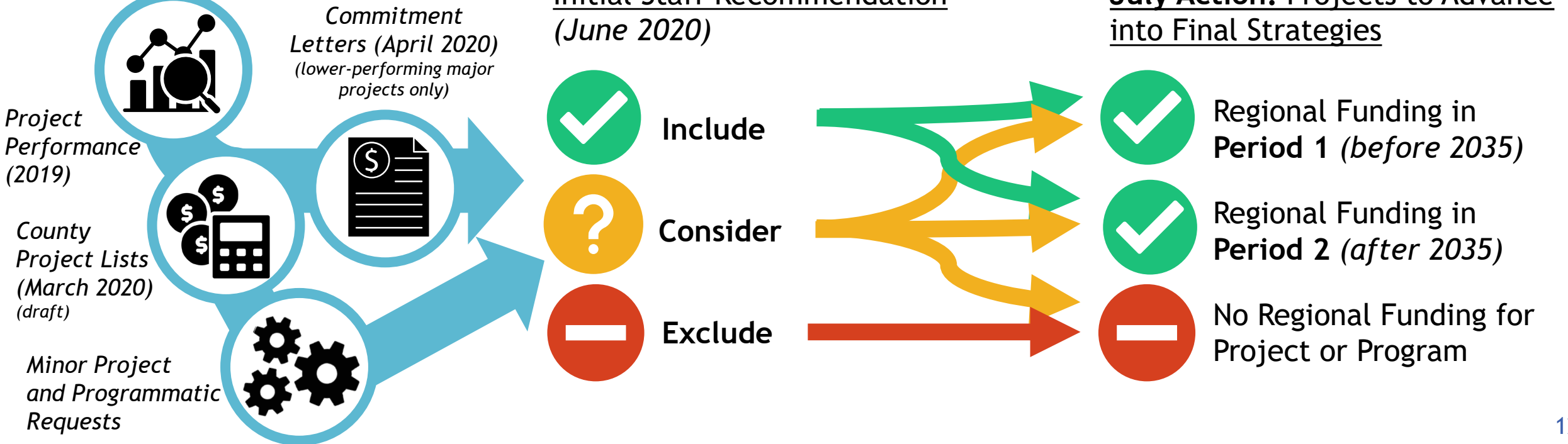
- We look forward to getting input from elected officials, the public, and stakeholder organizations on **equitable and resilient strategies to advance the Plan Vision of an affordable, connected, diverse, healthy, and vibrant Bay Area.**
- We've already started this process with the Transportation Element - **projects with performance challenges were identified early** and project sponsors have made commitments to address many of them. Work on this strand continues through September - **but transportation projects are just one small piece of the puzzle.**

PLAN BAY AREA 2050

Plan Bay Area 2050: Key Decisions for the Transportation Element



Today's action identifies regional discretionary funding recommendations for key Final Blueprint transportation strategies.



With limited near-term revenues, many projects were recommended for the latter half of the Plan.

2021

Period 1

(Project open before 2035)

\$186 - \$193 Billion

(forecasted funding available)

Period 1 Prioritization Considerations:

- Cost-effectiveness in an uncertain future
- Equity outcomes
- Alignment with Guiding Principles
- Policy commitments *(if applicable)*
- Funding commitments



2035

Period 2

(Project open after 2035)

\$317 - \$325 Billion

(forecasted funding available)

Period 2 Implications:

- Projects in Period 2 can begin and advance through project development phases and seek environmental approvals
- Projects in Period 2 cannot advance directly into project implementation phases
- A mega-project advancement policy will be developed in 2021; projects could advance from Period 2 to Period 1 in the event that:



2050



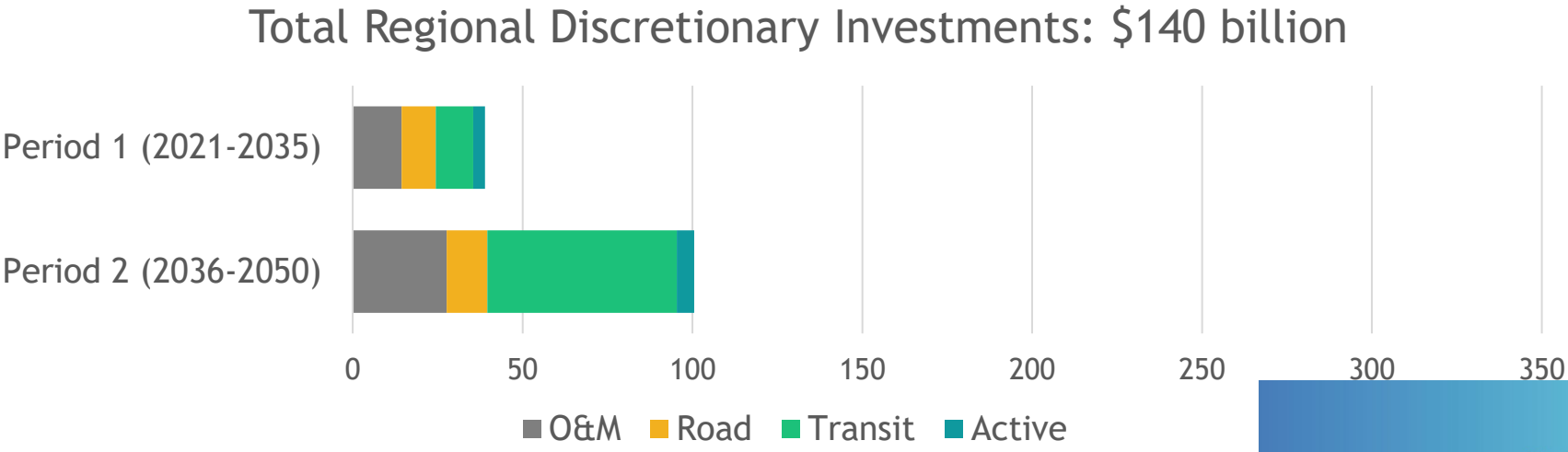
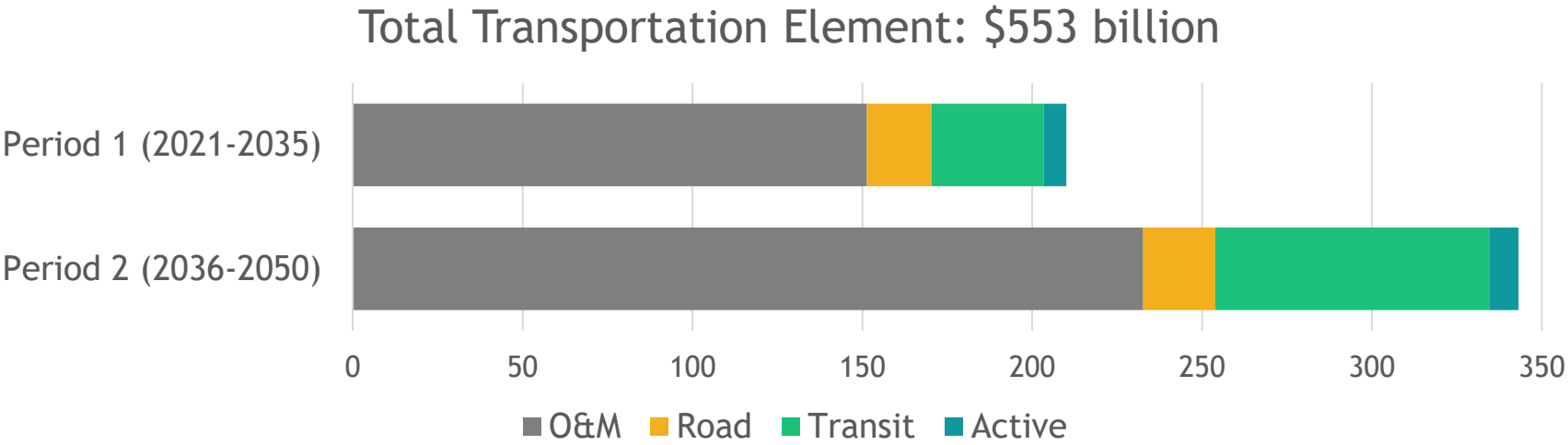
New funding sources
are identified and/or



Project components shift to better
advance equity and cost-effectiveness

Final Blueprint: Transportation Element High-Level Overview

Today’s staff recommendation directs the vast majority of regional discretionary investments **towards system maintenance, public transit, and active transportation.**



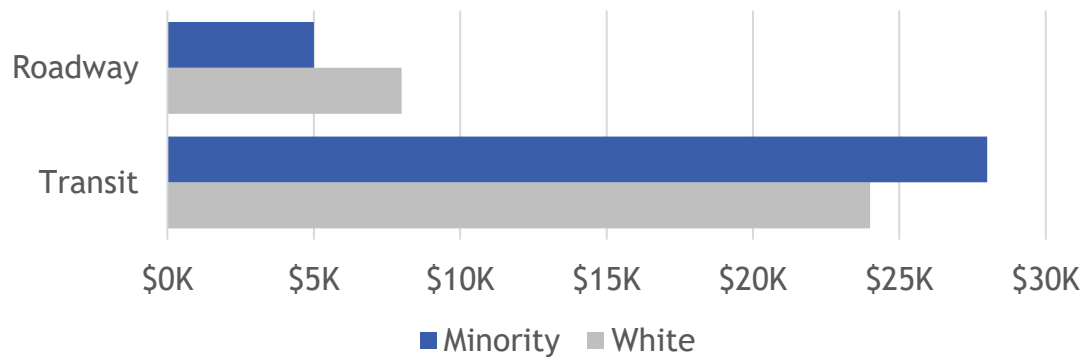
All investments in inflation-adjusted year-of-expenditure billions

Final Blueprint: Transportation Element High-Level Overview

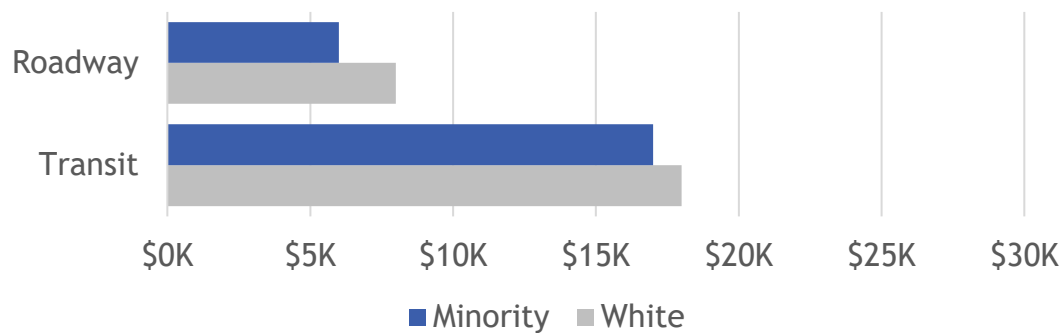
	Strategy	Reg. Investment	Total Investment
Maintain and Optimize Existing Infrastructure	Operate and Maintain the Existing System	\$39 B	\$381 B
	Accelerate Restoration of Transit Operations to 2019 Levels	\$3 B	\$3 B
	Enable Seamless Mobility with Unified Trip Planning and Fare Payments	\$1 B	\$1 B
	Reform Regional Transit Fare Policy	\$11 B	\$11 B
	Implement Per-Mile Tolling on Congested Freeways with Transit Alternatives	\$1 B	\$1 B
	Improve Interchanges and Address Highway Bottlenecks	\$6 B	\$16 B
	Advance Other Regional Programs and Local Priorities	\$14 B	\$22 B
Create Healthy and Safe Streets	Build a Complete Streets Network	\$7 B	\$11 B
	Advance Regional Vision Zero Policy through Street Design and Reduced Speeds	\$2 B	\$4 B
Enhance Regional and Local Transit	Enhance Local Transit Frequency, Capacity, and Reliability	\$7 B	\$22 B
	Expand and Modernize the Regional Rail Network	\$45 B	\$72 B
	Build an Integrated Regional Express Lane and Express Bus Network	\$4 B	\$8 B
	Total	\$140 B	\$553 B

Final Blueprint: Investing in the Existing System Establishes an Equitable Baseline

Per-Capita Investment for
Existing System Needs



Per-Capita Investment for
All Other Transportation Strategies

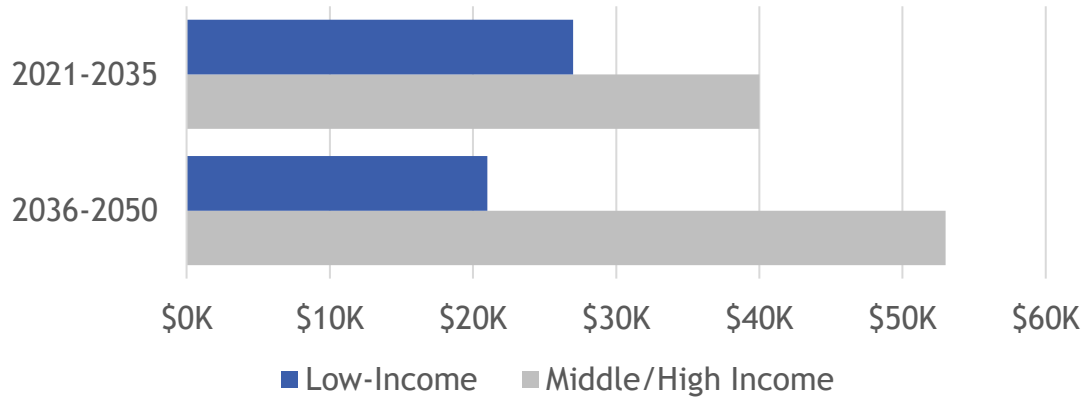


The Final Blueprint strategy to **Operate and Maintain the Existing System** accounts for over two-thirds of the total strategy costs (and one-fourth of regional discretionary investments) in the Transportation Element.

Analysis shows that **investing in the existing transit system benefits lower-income and communities of color** more than expanding transit systems or investing in roadways.

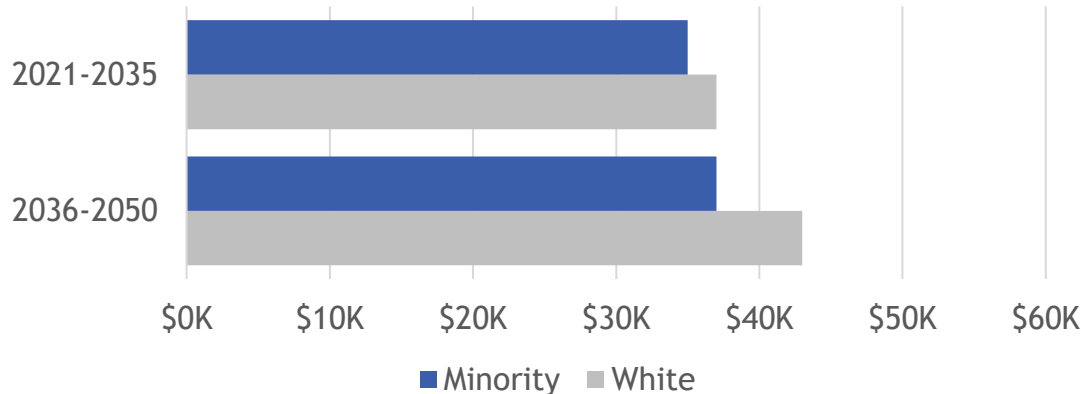
Final Blueprint: More Strategic Action Required to Advance Equity Goals

Per-Rider Transit Strategy Investment



Despite frontloading investments in **local bus service**, which disproportionately benefit lower-income and minority residents, the Final Blueprint still falls short of advancing equity.

Per-Rider Transit Strategy Investment




The latter half of the Plan includes major investments in **commuter rail**. Pairing such investments with **means-based fares & integrated fares** can help ensure a broader array of residents benefit, not just higher-income white commuters.

PLAN BAY AREA 2050



Revised Regional Discretionary Funding Commitments for the Transportation Element

The Final Blueprint adds more investments in transit and roadways on top of Draft Blueprint strategies.




Maintain and Optimize Existing Infrastructure

- Operate & Maintain the Existing System
- Accelerate Restoration of Transit Operations to 2019 Levels
- Enable Seamless Mobility with Unified Trip Planning & Fare Payments
- Reform Regional Transit Fare Policy
- Implement Per-Mile Tolling on Congested Freeways with Transit Alts.
- **Improve Interchanges and Address Highway Bottlenecks**
- Advance Other Regional Programs and Local Priorities




Create Healthy and Safe Streets

- Build a Complete Streets Network
- Advance Regional Vision Zero Policy through Street Design and Reduced Speeds



Enhance Regional and Local Transit

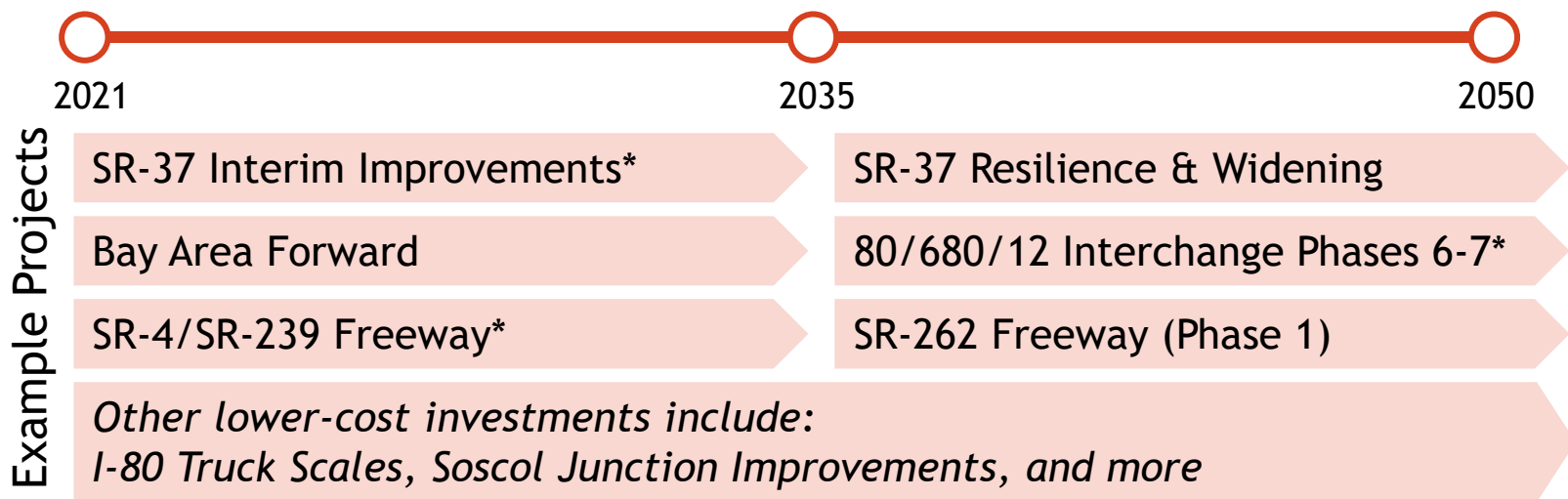
- **Enhance Local Transit Frequency, Capacity, and Reliability**
- **Expand and Modernize the Regional Rail Network**
- **Build an Integrated Regional Express Lane and Express Bus Network**



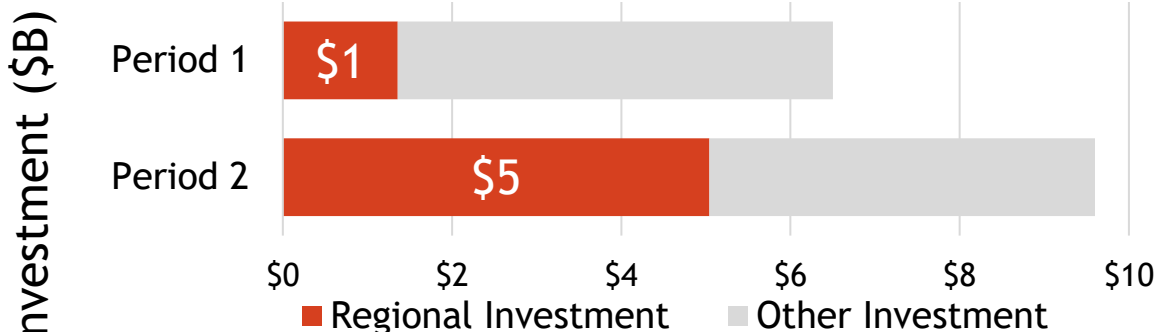
With a seven-point gap remaining to meet the SB 375 GHG reduction target, we will be asking all major highway expansion projects to fully mitigate increases, going above and beyond existing policies.



Improve Interchanges and Address Highway Bottlenecks



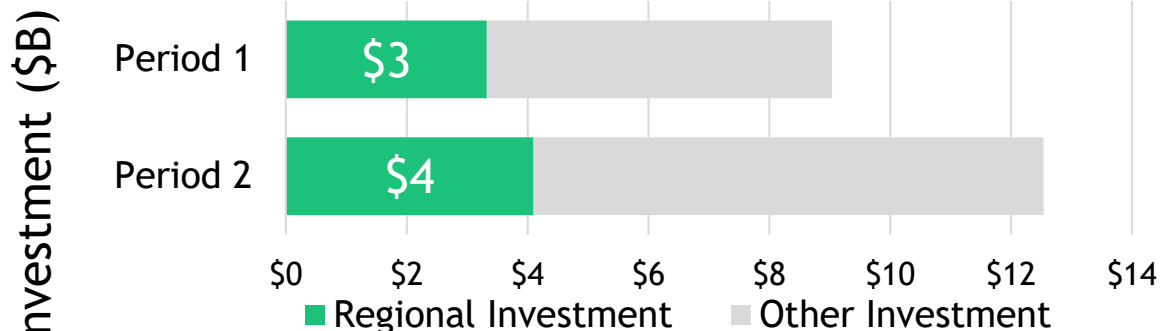
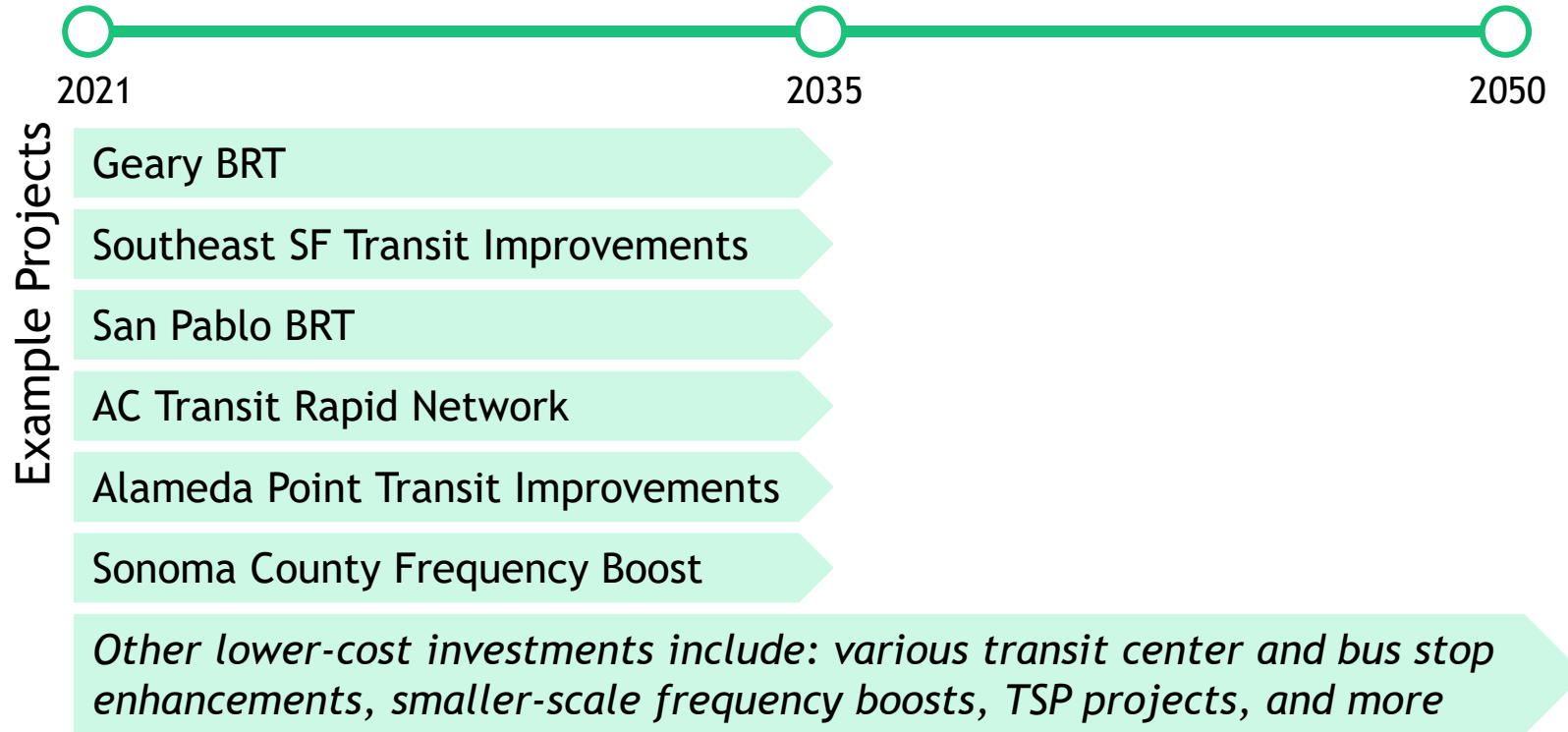
* Only include if GHG mitigations are identified by September.



\$16B



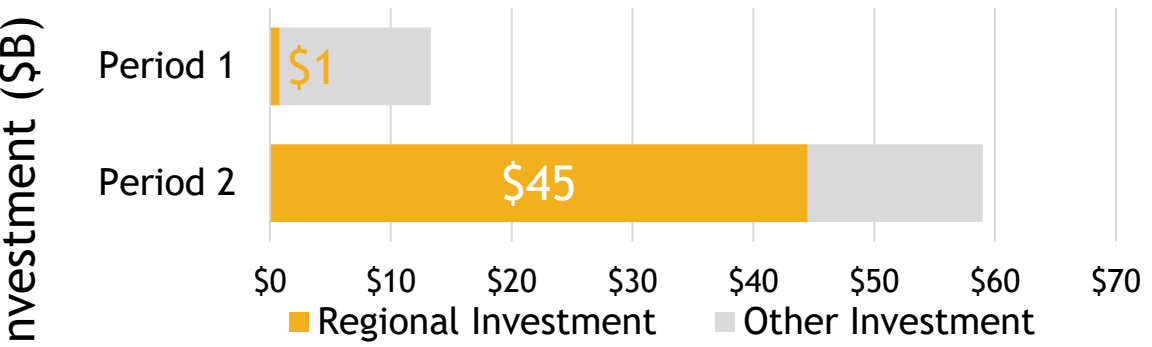
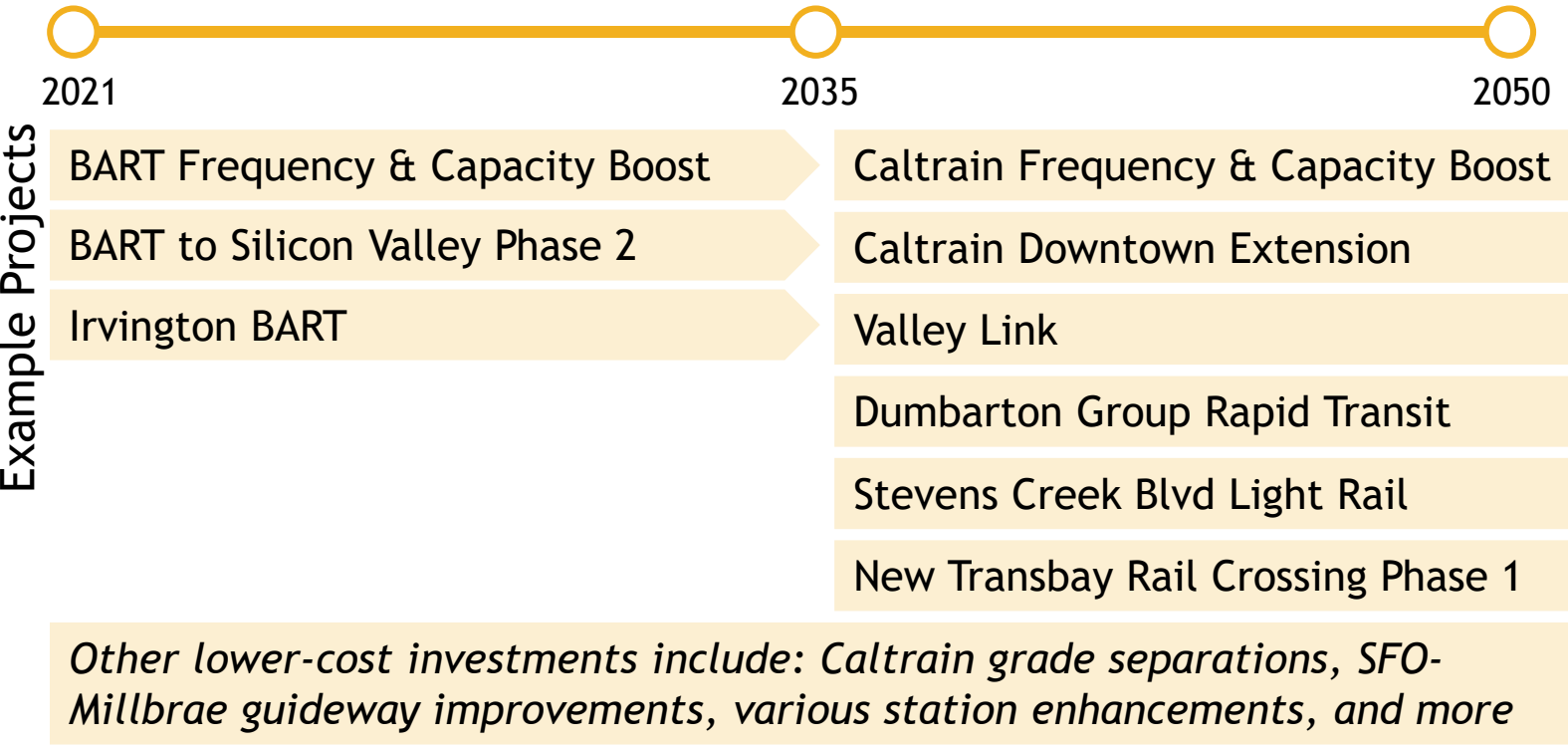
Enhance Local Transit Frequency, Capacity, and Reliability



\$22B



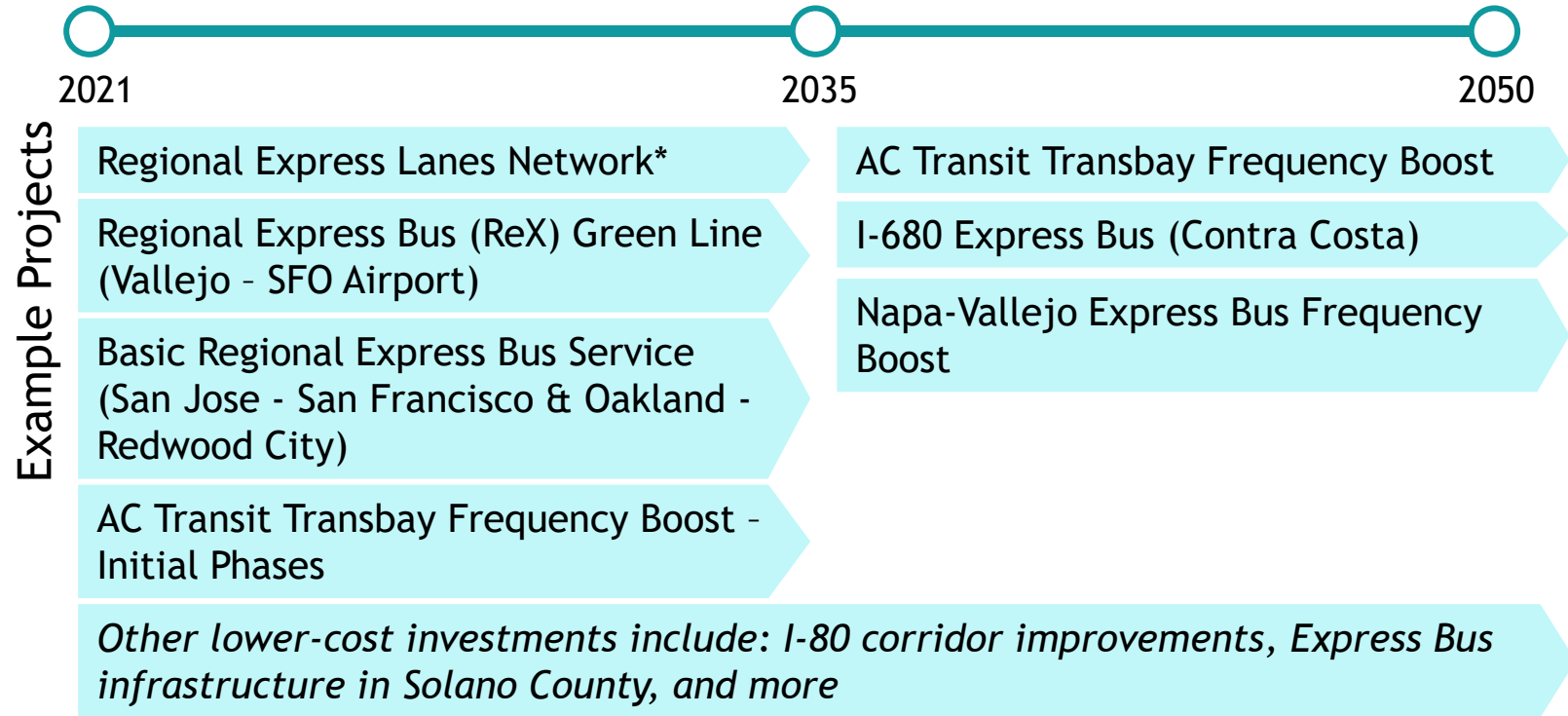
Expand and Modernize the Regional Rail Network



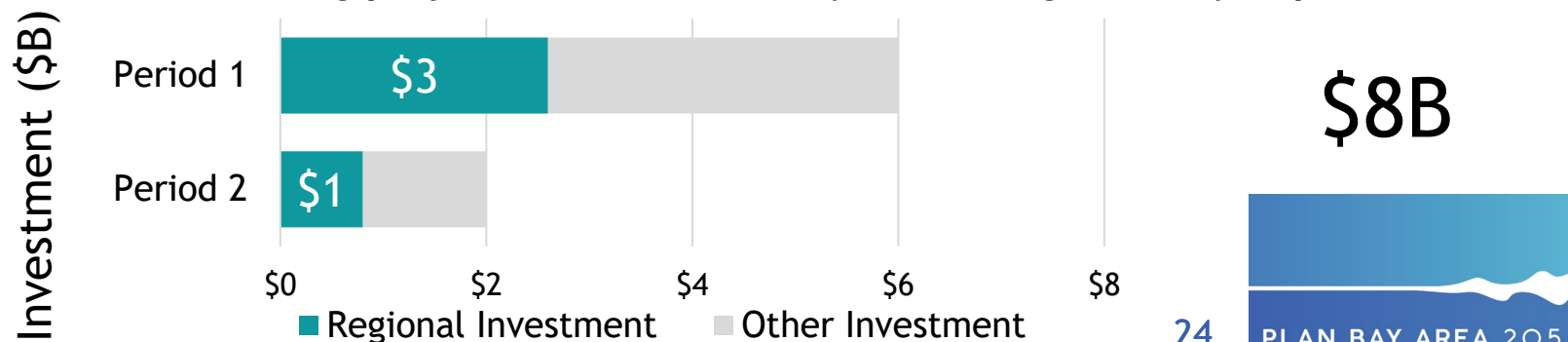
\$72B



Build an Integrated Express Lane and Express Bus Network



*** All widening projects need to identify GHG mitigations by September.**



Transportation strategy recommendations are an initial step towards the Final Blueprint.



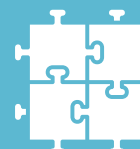
Plan Bay Area 2050 Blueprint

- **Transportation** Strategies
- **Housing** Geographies & Strategies
- **Economic** Geographies & Strategies
- **Environmental** Strategies

ANTICIPATED:
SUMMER 2020



*Local Concurrence on
Performance Commitments*



*Public Engagement & Integration
into Final Blueprint Strategies*

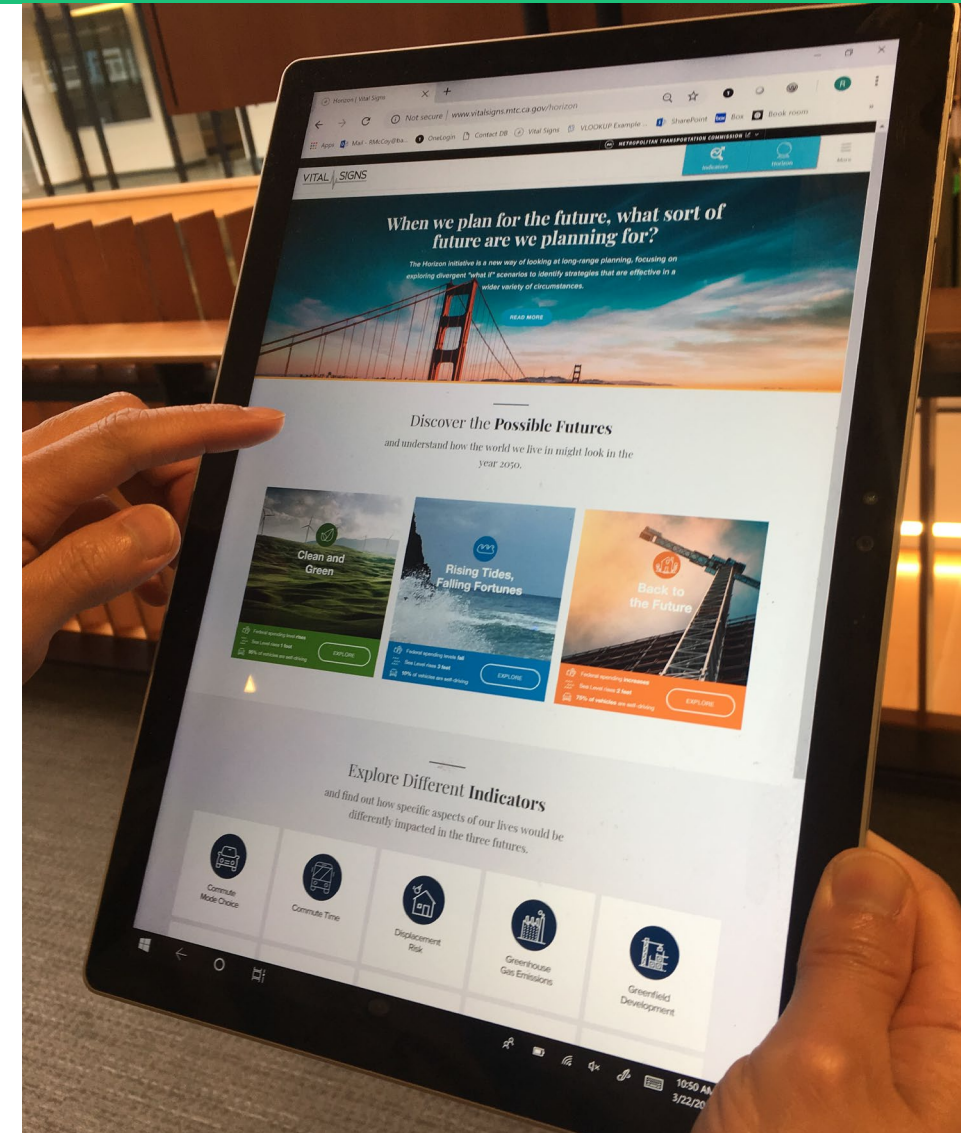
Digital outreach this summer will further shape all Final Blueprint strategies.

Focus Areas

1. **Refine Final Blueprint strategies** to inform further analysis in Fall 2020
2. **Focus on equity implications** of Blueprint strategies, ensuring that all residents benefit

Tactics

1. **Digital Workshops:** up to 15 public workshops to be held from mid-July to mid-August
2. **Non-Digital Engagement:** a suite of non-digital options for those with limited internet access
3. **Digital Tribal Summit:** in lieu of in-person summit



Hearing from Communities of Concern will guide further evolution this fall.

Themes

Community members said:

System
Integration
Beyond Fares

“Overwhelming to think about how strategic you need to be to make all connections on time”
“Timing transfers so it actually works for people, especially those with disabilities”

Support Evening
& Weekend
Service

“Weekends and nights - these are when low-income people are working, and it is more unsafe to wait longer at night”
“Not having night services forces us to drive”

Improve Existing
Service

“I just want the bus to be new, clean, and not break down”
“Need to know when transit is actually coming”

Remove Barriers
So That All Fare
Policy Helps All

“Transit discounts are great, but we need streamlining to make it easier to be eligible for these discounts, especially for seniors, people with disabilities, language barriers”
“Need automatic daily or monthly caps”

Quick Wins with
Vision Zero

“The easiest thing you can do is repaint every crosswalk with the fat lines perpendicular to the traditional lines”

Q&A + Discussion

Upcoming *Plan Bay Area 2050*
Milestones:

- July 2020: Draft Blueprint Release
- Summer 2020: Physically Distant Public Engagement on Final Blueprint Strategies
- September 2020: Action on Final Blueprint Strategies