

Metropolitan Transportation Commission Programming and Allocations Committee

June 10, 2020

Agenda Item 2d - 20-0437

MTC Resolution Nos. 3880, Revised, and 3881, Revised, and 4053, Revised, and 4179, Revised

Subject: Revisions to the Lifeline Transportation Program (LTP) Cycles 2, 3 and 4 Program of Projects, and Proposition 1B – Regional Transit Program

Background: Since 2005, MTC’s Lifeline Transportation Program (LTP) funds projects that improve mobility for the region’s low-income communities. The program is administered by the nine county transportation agencies (CTAs), and in Santa Clara County via a joint arrangement between the CTA and the County.

Staff recommends the following changes to the county program, as requested by San Mateo County and Santa Clara County:

1) San Mateo County Transit District (SMCTD): Cycle 2 Program (Resolution Nos. 3880, Revised and 3881, Revised)

- a. This item proposes reprogramming a total of approximately \$125,000 in Proposition 1B funds from the SamTrans Bus Stop Improvements Project and the San Bruno Bus Stop Improvements Project to the newly added Electric Bus project. The Electric Bus project will purchase ten (10) all electric-powered buses to replace 10, 2003 diesel buses that have reached the end of their useful lives. The SamTrans and San Bruno projects are complete with project savings in the Proposition 1B funds. The electric bus capital purchase will help to improve the sustainability of the system in order to serve it’s predominantly transit dependent ridership.

2) Santa Clara Valley Transportation Authority (VTA): Cycles 3 and 4 Program (Resolution Nos. 4053, Revised and 4179, Revised)

- a. Santa Clara Valley Transportation Authority (VTA) is requesting that approximately \$5 million in State Transit Assistance (STA) funds from Outreach & Escort, Inc.’s discontinued projects from LTP Cycles 3 and 4 be reprogrammed to two new VTA projects. These funds have been available for reprogramming since the cancellation of Outreach and Escort’s contract in June 2016. The new projects receiving funding were identified and selected in October 2019 through the VTA and County Social Services’ Joint Lifeline Committee required by the joint Memorandum of Understanding to review and approve projects for Lifeline funding.

Staff recommends the following revisions to Santa Clara County's LTP projects (see Table 1):

Table 1: Revision to Santa Clara County's LTP Program of Projects

LTP Cycle	Reprogram From Outreach & Escort, Inc. Projects:	Amount Being Reprogramed	Program To VTA Projects:	Description
3	Family Transportation Services	\$340,668	Americans with Disabilities Act (ADA) Transition Plan Program	Enhance accessibility transportation services by removing barriers that might dissuade persons with disabilities from using fixed route service, which allows for more freedom, flexibility, and affordability than ADA complementary paratransit.
4	Together We Ride	\$1,463,608		
4	Senior Transportation and Resources	\$2,132,935		
4	Family Transportation Services	\$1,000,000	Route 22 Overnight Service	Provide service to low-income riders between Palo Alto and Eastridge Transit Center in San Jose.
	TOTAL	\$4,937,211		

Issues: None.

Recommendation: Staff requests the Commission approve MTC Resolution Nos. 3880, Revised, and 3881, Revised, and 4053, Revised, and 4179, Revised.

Attachments: MTC Resolution No. 3880, Revised
MTC Resolution No. 3881, Revised
MTC Resolution No. 4053, Revised
MTC Resolution No. 4179, Revised



Therese W. McMillan

Date: December 17, 2008
 W.I.: 1515
 Referred by: PAC
 Revised: 04/22/09-C 11/18/09-C 02/24/10-C
 04/28/10-C 02/23/11-C 05/25/11-C
 06/22/11-C 10/26/11-ED 01/25/12-ED
 02/22/12-C 05/23/12-C 06/27/12-C
 10/24/12-C 12/19/12-C 02/27/13-C
 12/18/13-C 07/23/14-C 12/17/14-C
 03/25/15-C 04/22/15-C 05/27/15-ED
 06/24/15-ED 09/23/15-C 10/28/15-ED
 03/23/16-C 06/22/16-C 10/26/16-C
 05/24/17-C 07/26/17-C 07/26/17-ED
 09/27/17-ED 03/28/18-ED 06/27/18-C
 06/26/19-C 06/24/20-C

ABSTRACT

Resolution No. 3880, Revised

This resolution adopts priorities for the Proposition 1B – Regional Transit Program for the San Francisco Bay Area.

Attachment A Proposition 1B Transit Population-based Funds Project List

Attachment B Allocation Principles for Proposition 1B Transit Population-based Funds

Attachment A of this resolution was amended on April 22, 2009 to include requests for allocations in FY2008-09 – Round Two.

Attachment A of this resolution was amended on November 18, 2009 to include requests for allocations for remaining FY2007-08 and FY2008-09 funds.

Attachment A of this resolution was amended on February 24, 2010 to include requests for allocations for FY2009-10 – Round One, and to establish a pro rata distribution formula for the \$2.6 million in available bond proceeds for remaining FY2007-08 and FY2008-09 allocation requests.

Attachment A of this resolution was amended on April 28, 2010 to include requests for allocations for FY2009-10 – Round Two.

Attachment A of this resolution was amended on February 23, 2011 to include requests for allocations for FY2010-11 – Round One.

Attachment A of this resolution was amended through Commission action on May 25, 2011 to include requests for allocations in FY2009-10 and FY010-11.

Attachment A of this resolution was amended through Commission action on June 22, 2011 to include a request for allocation of \$17.5 million for the BART Fixed Guideway Project in FY 2010-11 as part of a funding exchange between AC Transit, BART, and SFMTA's Central Subway urban core project.

Attachment A of this resolution was amended through Executive Director Administrative Authority on October 26, 2011 to move population-based, PTMISEA funds from CCCTA's Diablo Valley Transit Center project, which MTC approved in 2007 and has since been completed, to the following rolling stock replacement projects: \$305,146 to the Bus Replacement Program in FY2008-09; and \$278,948 to the Van Replacement Program in FY2009-10.

Attachment A of this resolution was amended through Executive Director Administrative Authority on January 25, 2012 to reprogram \$675,734 in population-based, PTMISEA funds for SFMTA's Persia Triangle Improvements from FY2008-09 to FY2009-10.

Attachment A of this resolution was amended through Commission action on February 22, 2012 to update the project title for BART's request for \$17.5 million in FY2010-11 population-based, PTMISEA funds. The project title was changed from Fixed Guideway Project to Train Control Switch Machine Replacement.

Attachment A of this resolution was amended through Commission action on May 23, 2012 to include requests for allocations for FY2010-11 funds available through Cycle 3 of the Lifeline Transportation Program. Footnotes were also added to clarify allocation years for specific projects.

Attachment A of this resolution was amended through Commission action on June 27, 2012 to include requests for allocations for FY2010-11 funds available through Cycle 3 of the Lifeline Transportation Program for SFMTA and VTA. Additionally, Attachment A was amended to include a request for \$397,194 in FY2010-11 funds for a Union City project for Replacement CNG Buses.

Attachment A of this resolution was amended through Commission action on October 24, 2012 to reflect programming changes to projects, which include the BART's Earthquake Safety Program and

Oakland Airport Connector; AC Transit's Bus Purchase and Procurement projects; CCCTA's Bus Stop Access and Amenity Improvements and Bus Purchase projects; and SFMTA's Randolph/Farallones/Orizaba Transit Access Improvements and Central Subway projects.

Attachment A of this resolution was amended through Commission action on December 19, 2012 to reflect programming changes for FY2007-08 and FY2010-11 funds available through Cycles 2 and 3 of the Lifeline Transportation Program for SFMTA and BART.

Attachment A of this resolution was amended through Commission action on February 27, 2013 to reflect the programming of FY2010-11 funds for SolTrans.

Attachment A of this resolution was amended through Commission action on December 18, 2013 to reflect Third Cycle Lifeline Program revisions for FY2010-11 funds for AC Transit.

Attachment A of this resolution was amended through Commission action on July 23, 2014 to reflect the programming of FY2014-15 funds for multiple operators as well as scope revisions to previous allocations.

Attachment A of this resolution was amended through Commission action on December 17, 2014 to reflect the programming of FY2014-15 funds for LAVTA.

Attachment A of this resolution was amended through Commission action on March 25, 2015 to include requests for allocations for FY2014-15 funds available through Cycle 4 of the Lifeline Transportation Program for AC Transit, NCTPA and CCCTA.

Attachment A of this resolution was amended through Commission action on April 22, 2015 to include requests for allocations for the remaining FY2014-15 funds available through Cycle 4 of the Lifeline Transportation Program.

Attachment A of this resolution was amended through Executive Director Administrative Authority on May 27, 2015 to include an allocation request of \$182,870 in population-based, PTMISEA funds for GGBHTD.

Attachment A of this resolution was amended through Executive Director Administrative Authority on June 24, 2015 to include an allocation of \$8,421 in population-based Lifeline funds to the City of Dixon for the purchase of a replacement transit vehicle, and to reduce the SolTrans population-Based Lifeline allocation by \$8,421.

Attachment A of this resolution was amended through Commission action on September 23, 2015 to include a \$1.17 million allocation request for BART Ticket Vending Machines that dispense Clipper cards. This allocation was available through residual FY2008-09 and FY2009-10 funding.

Attachment A of this resolution was amended through Executive Director Administrative Authority on October 28, 2015 to add a footnote to SFMTA's FY2014-15 Van Ness BRT project to document a Corrective Action Plan that was requested by Caltrans staff and the State Controller's Office to correct a previous error made by the state.

Attachment A of this resolution was amended through Commission action on March 23, 2016 to redirect \$213,647 in Lifeline funds for the Napa Valley Transportation Authority (NVTA) from the Napa Valley College Northbound Shelter project to the VINE Transit CAD/AVL project, and to redirect \$451,324 in Lifeline funds for SamTrans from a bus purchase to the San Carlos Transit Center project.

Attachment A of this resolution was amended through Commission action on June 22, 2016 to reflect programming changes in the Lifeline Transportation Program Cycles 2 and 3 for SFMTA and WestCAT. SFMTA is transferring \$100,510 in cost savings from SFMTA's Randolph/ Farallones/ Orizaba Transit Access Improvements project to the Mission Bay Loop project. WestCAT is canceling the Purchase and Installation of Bus Shelters project and is reprogramming the Proposition 1B funds (\$147,335) to the Dial-A-Ride Replacement Vehicles project (an existing Lifeline Cycle 4 project).

Attachment A of this resolution was amended through Commission action on October 26, 2016 to reflect programming changes in the Lifeline Transportation Program Cycle 2 for SFMTA; to transfer \$13,164 in cost savings from SFMTA's Hunter's View Revitalization Transit Stop Connection project to the Mission Bay Loop project.

Attachment A of this resolution was amended through Commission action on May 24, 2017 to reflect programming changes in the Lifeline Transportation Cycle 4 Program for AC Transit to add the East

Bay Bus Rapid Transit (BRT) Vehicles, Design & Construction project to the FY 2014-15 Proposition 1B project list and Lifeline Transportation Cycle 4 project list, and to transfer \$1,000,000 in cost savings from AC Transit's Vehicle Replacement project to AC Transit's BRT project. The BRT is a Lifeline Transportation Cycle 3 project.

Attachment A of this resolution was amended through Commission action on July 26, 2017 to redirect \$2.4 million from the Solano Express Bus Replacement project to the Soltrans Bus Maintenance Facility Rehabilitation project.

Attachment A of this resolution was amended through Executive Director Administrative Authority on July 26, 2017 to redirect \$200,000 in population-based PTMISEA funds from Regional Transit Connectivity project to Clipper Equipment Replacement project due to project savings.

Attachment A of this resolution was amended through Executive Director Administrative Authority on September 27, 2017 to redirect \$28,023 in Golden Gate Bridge Highway & Transportation District Proposition 1B Transit (PTMISEA) population-based funds from the Purchase of 15 ADA Paratransit Vehicles project to the Marin County Bus Stop Improvements project.

Attachment A of this resolution was amended through Executive Director Administrative Authority on March 28, 2018 to redirect \$80,000 Proposition 1B Transit (PTMISEA) population-based funds from the Transit Connectivity project to the Clipper project.

Attachment A of this resolution was amended through Commission action on June 27, 2018 to reflect Third Cycle Lifeline Transportation Program revisions for FY2010-11 redirecting \$500,000 in Proposition 1B Transit (PTMISEA) funds from AC Transit's Contra Costa Community College Transit Center Improvement project to the San Pablo and Telegraph Rapid Bus Upgrade project and redirecting \$2,100,000 from the San Leandro BART Station Terminus project to the East Bay Bus Rapid Transit (BRT) Vehicles, Design and Construction Project. Additionally, Second Cycle Lifeline Transportation Program revisions to redirect \$18,010 in FY2009-10 Proposition 1B Transit funds from the Daly City Bayshore Bus Stop Improvements to the SamTrans replacement of the articulated bus fleet project.

Attachment A of this resolution was amended through Commission action on June 26, 2019 to redirect \$470,425 Proposition 1B Transit (PTMISEA) population-based funds from Santa Clara Valley

Transportation Authority's Paratransit Vehicle and Equipment Purchase project to the Non-Revenue Vehicle project.

Attachment A of this resolution was amended through Commission action on June 24, 2020 to redirect \$124,668 Proposition 1B Transit (PTMISEA) population-based funds from the SamTrans Bus Stop Improvements Project and the San Bruno Bus Stop Improvements Project to the Electric Bus project that will purchase ten (10) all electric-powered buses.

Further discussion of these actions are contained in the MTC Executive Director's Memorandum dated December 10, 2008 and the PAC summary sheets dated April 8, 2009, November 4, 2009, February 10, 2010, April 14, 2010, February 9, 2011, May 11, 2011, June 8, 2011, February 8, 2012, May 9, 2012, June 13, 2012, October 10, 2012, December 12, 2012, February 13, 2013, December 11, 2013, July 9, 2014, December 10, 2014, March 11, 2015, April 8, 2015, September 9, 2015, March 9, 2016, June 8, 2016, October 12, 2016, May 10, 2017, July 12, 2017, September 27, 2017, March 28, 2018, June 13, 2018, June 12, 2019, and June 10, 2020.

Date: December 17, 2008
W.I.: 1515
Referred by: PAC

RE: Proposition 1B Transit Population-based Funds

METROPOLITAN TRANSPORTATION COMMISSION
RESOLUTION NO. 3880

WHEREAS, the Metropolitan Transportation Commission (MTC) is the regional transportation planning agency for the San Francisco Bay Area pursuant to Government Code Section 66500 *et seq.*; and

WHEREAS, MTC has adopted, pursuant to Government Code Sections 66508 and 65080, a Regional Transportation Plan (RTP); and

WHEREAS, Senate Bill 1266 (Statutes 2006, Chapter 25) establishes the Public Transportation Modernization, Improvement, and Service Enhancement Account as part of the Highway, Safety, Traffic Reduction, Air Quality, and Port Security Fund of 2006 (Government Code 8879.20 *et seq.*) ; and

WHEREAS, MTC is the recipient of the population-based funding in the Public Transportation Modernization, Improvement, and Service Enhancement Account and State Transit Assistance (STA) funds pursuant to Public Utilities Code Section 99313 and 99314; and

WHEREAS, MTC is the recipient of the population-based State Transit Assistance (STA) funds pursuant to Public Utilities Code Section 99312; and

WHEREAS, MTC has adopted Resolution 3814, a Programming Framework for the Proposition 1B Regional Transit Funding Program, including additional STA base and Proposition 42 funding estimated to be available between FY2008-09 and FY2017-18 after meeting existing commitments; and


WHEREAS, staff has prepared a Proposition 1B – Transit population-based funding allocation request list, Attachment A, for submittal to Caltrans and based on the programming framework established in Resolution 3814, said attachment attached hereto and incorporated herein as though set forth at length; and now, therefore, be it

RESOLVED, that MTC adopts Proposition 1B Transit Population-based Funds, attached hereto as Attachment A, and finds it consistent with the RTP; and, be it further

RESOLVED, that the Executive Director is authorized to make changes to Attachments A and B, including revisions to existing allocation requests up to \$1,000,000, and authorize new allocations up to \$500,000 to conform to sponsor requests; and Caltrans and State Controller's actions; and, be it further

RESOLVED, that the Executive Director shall forward a copy of this resolution, and such other information as may be required to Caltrans and to such other agencies as may be appropriate.

METROPOLITAN TRANSPORTATION COMMISSION



Bill Dodd, Chair

The above resolution was entered into by the Metropolitan Transportation Commission at a regular meeting of the Commission held in Oakland, California, on December 17, 2008.

		Category				
Sponsor	Project	Lifeline	Urban Core	Small Operators/ North Counties	Population-based Total	MTC Approval Date
FY2007-08 Allocations						
MTC	TransLink® *	2,420,000			2,420,000	12/19/07
MTC	Regional Transit Connectivity*	9,578,000			9,578,000	12/19/2007 7/26/17 3/28/18
MTC	Clipper® Equipment Replacement	280,000			280,000	7/26/2017 3/28/18
BART	BART Earthquake Safety Program		11,000,000		11,000,000	12/19/07, 7/22/09
BART	BART Earthquake Safety Program		199,000		199,000	09/26/12
CCCTA	Diablo Valley Transit Center			1,089,177	1,089,177	12/19/07
CCCTA	Diablo Valley Transit Center			(584,094)	(584,094)	10/26/11
CCCTA	Bus Purchase			305,146	305,146	10/26/11
CCCTA	Bus Purchase**			278,948	278,948	10/26/11
ECCTA	Bus Purchase			607,111	607,111	12/19/07
Fairfield/Suisun Transit	Bus Purchase			400,000	400,000	12/19/07
GGBHTD	Maintenance Facility Improvements			414,019	414,019	12/19/07
LAVTA	Bus Rapid Transit - Route 10			429,294	429,294	12/19/07
Marin Transit	Shuttle Vehicles			151,610	151,610	12/19/07
NCTPA	Bus Purchase			300,170	300,170	12/19/07
VTa	Line 522/523 Bus Rapid Transit		9,726,977		9,726,977	12/19/07
Santa Rosa Citybus	Bus Purchase			501,869	501,869	12/19/07
Sonoma County Transit	Bus Purchase			569,657	569,657	12/19/07
Union City	Bus Purchase			158,878	158,878	12/19/07
Vacaville City Coach	Bus Purchase			240,000	240,000	12/19/07
Vallejo Transit	Bus Purchase			304,082	304,082	12/19/07
WestCat	Bus Purchase			150,701	150,701	12/19/07
AC Transit	Bus Purchase	2,998,588			2,998,588	04/23/08
AC Transit	Bus Purchase	(1,276,730)			(1,276,730)	09/26/12
AC Transit	Bus Procurement	1,276,730			1,276,730	09/26/12
BART	Ashby BART Station Elevator	2,000,000			2,000,000	04/23/08
BART	Ashby BART Station Elevator	(270,954)			(270,954)	12/19/12
LAVTA	LAVTA Bus Shelters	100,000			100,000	04/23/08
BART	Oakland Airport Connector		13,000,000		13,000,000	07/22/09
BART	Oakland Airport Connector		(199,000)		(199,000)	09/26/12
BART	MacArthur Transit Village Plaza Improvements	270,954			270,954	12/19/12
	FY2007-08 Subtotal	17,376,588	33,726,977	5,316,568	56,420,133	

*The Commission adopted the above projects as part of Resolution 3834, which was last revised on July 22, 2009. Projects are listed here for informational purposes.

*Allocations to MTC Regional Programs increase Lifeline Program access to STA flexible funds - up to \$32 million will be exchanged per Resolution 3814. Reduced by \$200,000 on 7/26/17 due to project savings, redirected to Clipper Equipment Replacement. Additional \$80,000 redirected to Clipper on 3/28/18 to meet timely use of funds requirement.

**Funds for CCCTA requested to reprogram funds from cost savings on the Diablo Valley Transit Center project to a FY2009-10 Bus Purchase, however the \$278,948 is from FY2007-08.

Sponsor	Project	Lifeline	Urban Core	Small Operators/ North Counties	Population-based Total	MTC Approval Date
FY2008-09 Allocations						
BART	BART Pittsburg/Bay Point Station Improvements	320,000			320,000	12/17/08
BART	eBART		3,999,373		3,999,373	12/17/08
BART	Intermodal Access Improvements at West County BART Stations	482,251			482,251	12/17/08
BART	BART Balboa Park Station Westside Entrance and Walkway	1,153,610			1,153,610	12/17/08
CCCTA	Bus Stop Access and Amenity Improvements - Martinez	100,000			100,000	12/17/08
CCCTA	Bus Stop Access and Amenity Improvements - Martinez	(32,885)			(32,885)	09/26/12
CCCTA	Bus Purchase	844,805		613,564	1,458,369	12/17/08
CCCTA	Bus Purchase	32,885			32,885	09/26/12
Dixon	Bus Purchase	75,000			75,000	12/17/08
ECCCTA	Bus Purchase			342,003	342,003	12/17/08
ECCCTA	Bus Shelters and Amenities for Communities of Concern	200,000			200,000	12/17/08
Fairfield	Bus Stop Improvements	300,000			300,000	12/17/08
Fairfield	DART Paratransit Replacement Vehicles	41,600			41,600	12/17/08
Fairfield	Vacaville Bus Shelters	109,800			109,800	12/17/08
GGBHTD	Ferry Terminal Public Restroom Facilities Rehabilitation			318,635	318,635	12/17/08
Healdsburg Transit	Bus Purchase	49,000			49,000	12/17/08
LAVTA	Route 10 Rapid Bus (BRT) Project			241,834	241,834	12/17/08
Marin Transit	Canal Neighborhood Transit Improvements	435,638			435,638	12/17/08
NCTPA	Bus Purchase	274,290		169,094	443,384	12/17/08
Santa Rosa CityBus	Bus Purchase	483,744		131,237	614,981	12/17/08
SFMTA	Central Subway		15,000,000		15,000,000	12/17/08
SFMTA	Randolph/Farallones/Orizaba Transit Access Improvements	480,000			480,000	12/17/08
SFMTA	Randolph/Farallones/Orizaba Transit Access Improvements	(395,000)			(395,000)	09/26/12
SFMTA	SFMTA Persia Triangle Improvements	802,734			802,734	12/17/08
SFMTA	SFMTA Persia Triangle Improvements	(675,728)			(675,728)	01/25/12
SMCTD	East Palo Alto Bus Stop Improvements	72,000			72,000	12/17/08
SMCTD	Van Purchase for Shelter Network	28,000			28,000	12/17/08
Sonoma County	Bus Purchase	483,744			483,744	12/17/08
Union City	Bus Purchase			89,500	89,500	12/17/08
Vallejo	Install Bus Shelters and Stops	361,010			361,010	12/17/08
WestCat	Bus Purchase	69,785			69,785	12/17/08
WestCat	Bus Purchase			84,894	84,894	12/17/08
Petaluma	Bus Purchase			138,021	138,021	04/22/09
SMCTD	Bus Purchase	900,000			900,000	04/22/09
Sonoma County	Bus Purchase			319,596	319,596	04/22/09
Vallejo	Bus Purchase			531,829	531,829	04/22/09
VTA	Hybrid Bus Replacements	2,310,367			2,310,367	11/18/09

Sponsor	Project	Lifeline	Urban Core	Small Operators/ North Counties	Population-based Total	MTC Approval Date
FY2008-09 Allocations						
SFMTA	Central Subway **		1,070,728		1,070,728	11/18/09
BART	BART to Warm Springs **		1,336,440		1,336,440	11/18/09
Healdsburg Transit	Bus Purchase			14,767	14,767	11/18/09
FY2008-09 Subtotal		9,306,650	21,406,541	2,994,974	33,708,165	

**FY2008-09 funds were advanced to these Urban Core projects from the Lifeline category, and the funds returned to Lifeline in FY2009-10. Central Subway's \$1.07 million advance is from Randolph/Farallones/Orizaba Transit Access (\$395,000) and Persia Triangle Improvements (\$675,728). The Warm Springs advance from the Lifeline category had not been assigned to a project.

Sponsor	Project	Lifeline	Urban Core	Small Operators/ North Counties	Population-based Total	MTC Approval Date
FY2009-10 Allocations						
AC Transit	Bus Procurement	458,241			458,241	02/24/10
Alameda County	Meekland Avenue Transit Access Improvements	2,500,000			2,500,000	02/24/10
Alameda County	Hacienda Avenue Transit Access Improvements	160,181			160,181	02/24/10
BART	Environmental Justice Access to Berkeley/North Berkeley BART	224,749			224,749	02/24/10
BART	Richmond Station Improvements	262,549			262,549	02/24/10
BART	Hillcrest Park-and-Ride Lot Improvements	595,328			595,328	02/24/10
BART	Warm Springs Extension		8,338,275		8,338,275	02/24/10
CCCTA	Bus Purchase			616,288	616,288	02/24/10
Fairfield	Bus Stop Improvements	119,088			119,088	02/24/10
Fairfield	Downtown Suisun City/Fairfield Transportation Flex Shuttle	60,000			60,000	02/24/10
GGBHTD	Marin City Transit Hub	75,119			75,119	02/24/10
GGBHTD	Canal Neighborhood Transit Improvements	209,162			209,162	02/24/10
GGBHTD	Larkspur Ferry Channel and Berth Dredging*			320,049	320,049	02/24/10
LAVTA	Bus Engine Rehabilitation			242,907	242,907	02/24/10
NCTPA	Bus Stop Improvements	178,992			178,992	02/24/10
NCTPA	Replacement of Paratransit Vehicles			169,845	169,845	02/24/10
Petaluma	Bus Purchase			132,187	132,187	02/24/10
Santa Rosa CityBus	Hybrid Bus Purchase	331,662		139,861	471,523	02/24/10
SFMTA	Central Subway**		8,338,268		8,338,268	02/24/10
Sonoma County Transit	Replacement CNG Bus Purchase	331,661		319,581	651,242	02/24/10
Union City	Bus Purchase			89,898	89,898	02/24/10
Vallejo	Bus Shelters and Stops	400,004			400,004	02/24/10
WestCat	Real Time Signage Installation			85,271	85,271	02/24/10
SFMTA	Balboa Park Station Improvements	270,819			270,819	04/28/10
SFMTA	Hunter's View Accessibility to Transit Improvements	510,160			510,160	04/28/10
SMCTD	Bus Stop Improvements*	131,048			131,048	04/28/10
SMCTD	Bus Stop Improvements*	(65,819)			(65,819)	06/24/20
SMCTD	San Bruno Bus Stop Improvements*	142,751			142,751	04/28/10
SMCTD	San Bruno Bus Stop Improvements*	(58,849)			(58,849)	06/24/20
SMCTD	Electric Bus Project*	124,668			124,668	06/24/20
SMCTD	Bus Purchase - San Bruno	100,000			100,000	04/28/10

*On 06/24/20, \$124,668 in total cost savings from Proposition 1B funding was redirected from the Bus Stop Improvements project (\$65,819) and the San Bruno Bus Stop Improvements project (\$58,849) to the Electric Bus Project (see also MTC Reso. 3881, Revised, Attachment A).

Sponsor	Project	Lifeline	Urban Core	Small Operators/ North Counties	Population-based Total	MTC Approval Date
FY2009-10 Allocations						
SMCTD	Daly City Bus Stop Improvements	187,181			187,181	04/28/10
SMCTD	Daly City Bus Stop Improvements*****	(18,010)			(18,010)	06/27/18
SMCTD	Bus Purchase*****	18,010			18,010	06/27/18
SMCTD	Bus Purchase - Pacifica	56,221			56,221	04/28/10
VTA	Paratransit Vehicle and Equipment Purchase	3,475,650			3,475,650	04/28/10
VTA	Paratransit Vehicle and Equipment Purchase*****	(470,425)			(470,425)	06/26/19
VTA	Non-Revenue Vehicle Project*****	470,425			470,425	06/26/19
ECCCTA	30 Bus Replacement			343,521	343,521	05/25/11
SFMTA	Central Subway**		216,000		216,000	05/25/11
SFMTA	Balboa Park Station Eastside Connections	592,891			592,891	05/25/11
SFMTA	Randolph/Farallones/Orizaba Transit Access Improvements	395,000			395,000	05/25/11
SFMTA	Randolph/Farallones/Orizaba Transit Access Improvements ***	(100,510)			(100,510)	06/22/16
SFMTA	Mission Bay Loop ***	100,510			100,510	06/22/16
SFMTA	Hunter's View Accessibility to Transit Improvements****	(13,164)			(13,164)	10/26/16
SFMTA	Mission Bay Loop ****	13,164			13,164	10/26/16
Sonoma County Transit	Replacement Bus Purchase			14,672	14,672	05/25/11
Vallejo	Intercity Bus Replacement			534,190	534,190	05/25/11
SFMTA	SFMTA Persia Triangle Improvements	675,734			675,734	01/25/12
FY2009-10 Subtotal		12,444,191	16,892,543	3,008,270	32,345,004	

*GGBHTD's Larkspur Ferry Channel and Berth Dredging project was replaced by the Refurbishment of the MS San Francisco project on 2/23/11 and is listed below in the FY2010-11 Allocation section.

** In Lifeline Cycle 2, FY2009-10 funds totaling \$216,000 were advanced to the Urban Core category from the Lifeline category. To meet the Lifeline commitment, in June 2015, \$216,000 in savings from

*** On 6/22/2016, \$100,510 in cost savings was transferred from SFMTA's Randolph/Farallones/Orizaba Transit Access Improvements project to the Mission Bay Loop project.

****On 10/26/16 \$13,164 in cost savings was transferred from SFMTA's Hunter's View Accessibility to Transit Improvements project to the Mission Bay Loop project.

*****On 06/27/18, \$18,010 in cost savings from Proposition 1B funding was redirected from the Daly City Bayshore Bus Stop Improvements project to the Bus Purchase (replacement of articulated bus fleet

*****On 06/26/19, \$470,425 in Proposition 1B funding from the discontinued "Together We Ride" program's Paratransit Vehicle and Equipment Purchase was redirected to the VTA Non-Revenue Vehicle project.

Sponsor	Project	Lifeline	Urban Core	Small Operators/ North Counties	Population-based Total	MTC Approval Date
FY2010-11 Allocations						
BART	BART Warm Springs Extension		6,987,098		6,987,098	02/23/11
BART	eBART		12,662,433		12,662,433	02/23/11
CCCTA	Rolling Stock Replacement			1,463,184	1,463,184	02/23/11
CCCTA	Facility Rehabilitation			1,259,757	1,259,757	02/23/11
GGBHTD	Refurbishment of the MS San Francisco*			320,049	320,049	02/23/11
GGBHTD	Purchase One 34-Passenger Shuttle			365,000	365,000	02/23/11
GGBHTD	Purchase One 18-Passenger Shuttle			102,716	102,716	02/23/11
GGBHTD	Purchase 14 Vehicles			546,355	546,355	02/23/11
GGBHTD	Bus Stop Revitalization			400,000	400,000	02/23/11
LAVTA	Engine Rehabilitation and Replacement Buses			1,073,235	1,073,235	02/23/11
NCTPA	Farebox Replacement Modernization Project			750,425	750,425	02/23/11
Santa Rosa CityBus	Replacement Buses			889,008	889,008	02/23/11
SFMTA	Central Subway		37,167,911		37,167,911	02/23/11
Sonoma County Transit	Replacement Bus Purchase			1,471,964	1,471,964	02/23/11
VTA	Santa Clara Line 522/523 Bus Rapid Transit		10,000,000		10,000,000	02/23/11
WestCat	Bus Purchase			376,753	376,753	02/23/11
WestCat for Petaluma	Facilities Upgrade and Bus Purchase			317,844	317,844	02/23/11
ECCCTA	30 Bus Replacement			1,517,777	1,517,777	05/25/11
BART	Train Control Switch Machine Replacement** and/or Speed Frater Switch Machine Replacement, BART Mainline Cover Board Antenna Replacement, BART Mainline Signal Light Replacement		17,500,000		17,500,000	Approved 6/22/2011 Scope change approved 7/23/14
AC Transit	Contra Costa College Transit Center Improvements	160,000			160,000	05/23/12
AC Transit	Contra Costa College Transit Center Improvements	500,000			500,000	12/18/13
AC Transit	Contra Costa College Transit Center Improvements*****	(500,000)			(500,000)	06/27/18
AC Transit	San Pablo and Telegraph Rapid Bus Upgrade*****	500,000			500,000	06/27/18
AC Transit	Diesel Electric Hybrid Articulated Buses for Rapid Service and/or design and construction of the East Bay Bus Rapid Transit Project	5,040,000			5,040,000	Approved 5/23/2012 Scope change approved 7/23/14
AC Transit	Internal Text Messaging Signs	(500,000)			(500,000)	12/18/13
AC Transit	Internal Text Messaging Signs	500,000			500,000	05/23/12
AC Transit	San Leandro BART Station Terminus	2,703,487			2,703,487	05/23/12
AC Transit	San Leandro BART Station Terminus*****	(2,100,000)			(2,100,000)	06/27/18
AC Transit	East Bay Bus Rapid Transit (BRT) Vehicles, Design & Construction project*****	2,100,000			2,100,000	06/27/18
BART	Bicycle Station and Locker Parking	659,650			659,650	05/23/12
BART	Bus Shelter Program for ADA riders	100,000			100,000	05/23/12
BART	Concord Intermodal Improvements	400,000			400,000	05/23/12
BART	Richmond Eastside Intermodal Improvements	1,500,000			1,500,000	05/23/12
BART	Wayfinding Signage and Real-Time Display	5,513,360			5,513,360	05/23/12

Sponsor	Project	Lifeline	Urban Core	Small Operators/ North Counties	Population-based Total	MTC Approval Date
FY2010-11 Allocations						
CCCTA	Rolling Stock Replacement	484,534			484,534	05/23/12
ECCCTA	A&E for PnR Lot in NW Antioch	327,019			327,019	05/23/12
Fairfield	Local Bus Replacement	547,328			547,328	05/23/12
GGBHTD	Advanced Communications and Information System	492,729			492,729	05/23/12
GGBHTD	Marin County Bus Stop Improvements	985,000			985,000	05/23/12
LAVTA	Bus Stop Repair/Refurbishment	240,910			240,910	05/23/12
NCTPA	VINE Transit CAD/AVL System****	213,647			213,647	03/23/16
NCTPA	Three Paratransit Vehicles	192,000			192,000	05/23/12
NCTPA	Two replacement buses for American Canyon Transit	192,000			192,000	05/23/12
Santa Rosa CityBus	Vehicle Replacement and Transit Improvements	1,268,194			1,268,194	05/23/12
SMCTD	Replacement of 1998 Gillig Buses****	1,821,373			1,821,373	03/23/16
SMCTD	San Carlos Transit Center Project****	451,324			451,324	03/23/16
SolTrans	Intercity Bus Replacement	1,000,000			1,000,000	05/23/12
Sonoma County Transit	Diesel Electric Hybrid Articulated Buses for Rapid Service and/or design	593,864			593,864	05/23/12
WestCat	Purchase and Installation of Bus Shelters	147,335			147,335	05/23/12
WestCat	Purchase and Installation of Bus Shelters *****	(147,335)			(147,335)	06/22/16
WestCat	Dial-A-Ride Replacement Vehicles *****	147,335			147,335	06/22/16
WestCat for Petaluma	Bus Stop Improvements - City of Petaluma	76,734			76,734	05/23/12
SFMTA	8X Mobility Maximization	9,310,080			9,310,080	06/27/12
SFMTA	8X Mobility Maximization	(4,025,080)			(4,025,080)	12/19/12
SFMTA	Mission Mobilization Maximization	2,413,350			2,413,350	06/27/12
SFMTA	Mission Mobilization Maximization	2,643,541			2,643,541	12/19/12
VTA	Santa Clara/Alum Rock Rapid Transit Bus Purchase	9,186,049			9,186,049	06/27/12
Union City	Replacement CNG Buses			397,194	397,194	06/27/12
SFMTA	Mission Bay Loop	1,381,539			1,381,539	12/19/12
SolTrans	Bus Maintenance Facility Rehabilitation			2,360,208	2,360,208	07/26/17
FY2010-11 Subtotal		46,519,967	84,317,442	13,291,420	144,128,829	

*GGBHTD's Refurbishment of the MS San Francisco project replaces the previously submitted project, Larkspur Ferry Channel and Berth Dredging. The MTC approval date for the Refurbishment project is 2/23/11, however the funding is from FY2009-10.

**The \$17.5M for BART's Train Control Switch Machine Replacement project is part of a 1:1 funding exchange between AC Transit, BART and SFMTA that MTC approved on June 22, 2011 (see also MTC Reso. 3831, Revised). Through this exchange, SFMTA will receive \$17.5M in CMAQ funding instead of Prop 1B PTMISEA Urban Core funding.

*** On 12/18/13, \$500,000 in Proposition 1B funding were transferred from AC Transit's Internal Text Messaging Signs project to the Contra Costa College Transit Center Improvements project, due to cost

**** On 3/26/2016, \$213,647 in Proposition 1B funding was transferred from NVTA's cancelled Napa Valley College Northbound Shelter project to VINE Transit CAD/AVL project. \$451,324 in Proposition 1B

***** On 6/22/2016, \$147,335 in Proposition 1B funding was transferred from WestCAT's cancelled Purchase and Installation of Bus Shelters project to the Dial-A-Ride Replacement Vehicles project.

***** On 6/27/2018, \$500,000 in Proposition 1B funding was redirected from the Contra Costa Community College Transit Center Improvement project to the added San Pablo and Telegraph Rapid Bus Upgrade project (see also Lifeline Transportation Program Cycle 3, MTC Reso. 4053, revised).

***** On 6/27/2018, \$2,100,000 in Proposition 1B funding was redirected from the San Leandro BART Station Terminus project to the East Bay Bus Rapid Transit (BRT) Vehicles, Design & Construction project (see also Lifeline Transportation Program Cycle 3, MTC Reso. 4053, revised).

Sponsor	Project	Lifeline	Urban Core	Small Operators/ North Counties	Population-based Total	MTC Approval Date
FY2014-15 Allocations						
BART	BART to Warm Springs Extension		160,319		160,319	07/23/14
BART	East Contra Costa BART Extension		160,319		160,319	07/23/14
CCCTA	Rolling Stock			1,453,214	1,453,214	07/23/14
ECCCTA	Rolling Stock Replacements			810,026	810,026	07/23/14
Fairfield	Fairfield/Vacaville Intermodal Station			1,259,623	1,259,623	07/23/14
GGBHTD	Marin Transit Purchase 4 30ft Transit Vehicle			300,000	300,000	07/23/14
GGBHTD	Marin Transit Purchase 16 ADA Paratransit Vehicles****			243,787	243,787	07/23/14
NCTPA	VINE Transit CAD/AVL System			400,496	400,496	07/23/14
Santa Rosa CityBus	ADA Improvements, Safety Modifications and Vehicle Replacements			495,807	495,807	07/23/14
Sonoma County Transit	CNG Bus Replacements			762,391	762,391	07/23/14
WestCat	Bus Purchase			201,070	201,070	07/23/14
WestCat for Petaluma	Replace (4) 40' low floor transit buses - CNG			171,465	171,465	07/23/14
SFMTA	Central Subway		19,660,756		19,660,756	07/23/14
VTA	VTA Santa Clara/Alum Rock Corridor BRT		24,802,176		24,802,176	07/23/14
Union City	Replacement Transit Buses			211,979	211,979	07/23/14
LAVTA	FY2014-15 Bus Replacement Project			572,778	572,778	12/17/14
AC Transit	Vehicle Replacements	4,299,828			4,299,828	03/25/15
AC Transit	Vehicle Replacements	(1,000,000)			(1,000,000)	05/24/17
AC Transit	project	1,000,000			1,000,000	05/24/17
CCCTA	City of Concord - Bus Stop Access Improvements	255,194			255,194	03/25/15
NCTPA	VINE Transit CAD/AVL System	299,070			299,070	03/25/15
LAVTA	Transit Center Upgrades and Improvements	125,625			125,625	04/22/15
BART	19th Street Wayfinding and Lighting	2,072,000			2,072,000	04/22/15
ECCTA	Replacement and Expansion Vehicles	178,754			178,754	04/22/15
WestCat	Dial-A-Ride Replacement Vehicles	81,113			81,113	04/22/15
BART	Lighting Enhancements at El Cerrito del Norte	1,312,326			1,312,326	04/22/15
GGBHTD	Novato Transit Facility at Redwood Boulevard and Grant Ave	787,196			787,196	04/22/15
SFMTA	Van Ness Bus Rapid Transit (BRT)*	6,189,054			6,189,054	04/22/15
BART	Wayfinding Signage and Pit Stop Initiative	1,220,326			1,220,326	04/22/15
SamTrans	Fixed Route Bus Procurement	1,230,533			1,230,533	04/22/15
VTA	Replacement Vehicles	4,832,062			4,832,062	04/22/15
SolTrans	Replacement Vehicles	890,796			890,796	06/24/15
Santa Rosa CityBus	Lifeline Vehicle Replacement	671,975			671,975	04/22/15

Sponsor	Project	Lifeline	Urban Core	North Counties	Total	MTC Approval Date
FY2014-15 Allocations						
Sonoma County Transit	CNG Bus Purchase	373,086			373,086	04/22/15
GGBHTD	Purchase One 30-Foot Transit Vehicle			182,870	182,870	05/27/15
Dixon	Replacement Vehicle	8,421			8,421	06/24/15
GGBHTD	Marin County Bus Stop Improvements****			28,023	28,023	09/27/17
FY2014-15 Subtotal		24,827,359	44,783,570	7,065,506	76,704,458	

* Note added 10/28/15: MTC approved \$6,189,054 for the Van Ness BRT project in April 2015. Upon receipt of SFMTA's Van Ness BRT allocation request, Caltrans PTMISEA staff and the State Controller's Office (SCO) discovered that, in fall 2014, they had mistakenly allocated \$639,282 in MTC's PTMISEA Pop-Based (99313) funds to SFMTA for their Light Rail Vehicle (LRV) project instead of PTMISEA

*** On 5/24/2017, \$1,000,000 in Proposition 1B funding was transferred from AC Transit's Vehicle Replacement project to AC Transit's East Bay Bus Rapid Transit (BRT) Vehicles, Design & Construction project as a result of project cost savings on the Vehicle Replacement project. This project is also known as the "Diesel Electric Hybrid Articulated Buses for Rapid Service and/or design and construction of the East Bay Bus Rapid Transit Project".

**** On 9/27/17 \$28,023 was transferred from the Purchase of 15 ADA paratransit Vehicles to Marin County Bus Stop Improvements.

Sponsor	Project	Lifeline	Urban Core	Small Operators/ North Counties	Population-based Total	MTC Approval Date
BART	BART Ticket Vending Machines Upgrade*				1,173,544	09/23/15
Total		110,474,755	201,127,073	31,676,738	344,480,133	

* Funding available to MTC per January 28, 2015 SCO letter. The remaining roughly \$500,000 from the total \$1.7 in the SCO letter was previously distributed based on Res. 3814 framework distribution.

Date: January 28, 2009
W.I.: 1311
Referred by: PAC
Revised: 05/27/09-C 10/28/09-C
12/16/09-C 02/24/10-C
04/28/10-C 07/28/10-C
05/25/11-C 11/16/11-C
01/25/12-C 12/19/12-C
04/22/15-C 06/22/16-C
10/26/16-C 05/24/17-C
06/27/18-C 03/27/19-C
06/26/19-C 06/24/20-C

ABSTRACT

Resolution No. 3881, Revised

This resolution adopts the FY 2009 through FY 2011 Program of Projects for MTC's Second-Cycle Lifeline Transportation Program, funded with State Transit Assistance (STA), Proposition 1B Transit and Job Access Reverse Commute (JARC) funds.

The evaluation criteria established in Resolution 3860 were used by the county entities administering the program to develop the program of projects.

The following attachments are provided with this resolution:

Attachment A — Second-Cycle Lifeline Transportation Program of Projects -
FY2009-2011

This resolution was revised on May 27, 2009 to amend Attachment A to incorporate changes to STA-funded projects based on STA reductions in the final FY2009 state budget, and adds two new projects – new transit and shuttle service in Napa County and a SamTrans bus purchase in San Mateo County.

This resolution was revised on October 28, 2009 to amend Attachment A to revise and add STA funds to the Balboa Park Station entrance project in San Francisco County and to incorporate Proposition 1B-funded projects in Santa Clara County.

This resolution was revised December 16, 2009 to add the Tier 2 program of projects.

This resolution was revised February 24, 2010, to revise funding amounts of Tier 2 Proposition 1B-funded projects to reflect actual state appropriations for FY2009-10 and to add four new Tier 2 projects in San Mateo County.

This resolution was revised April 28, 2010, to add Tier 2 funds to three existing projects and one new project in San Francisco County and to three existing projects in Santa Clara County.

This resolution was revised July 28, 2010, to adjust previously awarded Tier 2 JARC funding amounts based on federal FY2010 appropriations, add five new JARC-funded projects selected by Caltrans in small urbanized areas, and reprogram Tier 2 STA funds in San Mateo County following the discontinuation of the Family Service Agency's Transportation Reimbursement Independence Program.

This resolution was revised on May 25, 2011 to approve new Santa Clara County Lifeline Transportation Program projects.

This resolution was revised on November 16, 2011 to amend Attachment A to make corrections to the FY2005-06 through FY2007-08 Lifeline Transportation program of projects.

This resolution was revised on January 25, 2012 to adjust previously programmed JARC funding amounts in Alameda County.

This resolution was revised on December 19, 2012 to amend Attachment A to approve new projects in Alameda and Napa counties, funded with savings achieved from other projects.

This resolution was revised on April 22, 2015 to amend Attachment A to reprogram \$216,000 in San Francisco County Proposition 1B funds from the San Bruno Transit Preferential Streets (TPS) project to the Potrero Hill Pedestrian Safety and Transit Stop Improvements project.

This resolution was revised on June 22, 2016 to amend Attachment A to reprogram \$100,510 in cost savings from SFMTA's Randolph/Farallones/Orizaba Transit Access Improvements project to the Mission Bay Loop project (an existing Lifeline Transportation Cycle 3 project that is being newly added to Lifeline Transportation Cycle 2).

This resolution was revised on October 26, 2016 to amend Attachment A to reprogram \$13,164 in project cost savings from the Hunter's View Revitalization Transit Stop Connection to the Mission Bay Loop project, (an existing Lifeline Transportation Cycle 3 project that was added to Lifeline Transportation Cycle 2 on June 22, 2016).

This resolution was revised on May 24, 2017 to amend Attachment A to redirect \$304,532 in unused federal Job Access and Reverse Commute (JARC) funds that are remaining in the Lifeline Transportation Cycle 2 program. \$204,532 is being programmed to the San Leandro Links Shuttle project and \$100,000 is being programmed to the Neighborhood Bicycle Centers project (both are existing Lifeline Transportation Cycle 2 projects).

This resolution was revised on June 27, 2018 to amend Attachment A to reprogram \$18,010 in project cost savings from Proposition 1B funds for the San Mateo County Transit District (SamTrans) Daly City Bayshore Bus Stop Improvements project in Lifeline Transportation Program Cycle 2 to the SamTrans Replacement of Articulated Bus Fleet project. \$91,204 in State Transit Assistance (STA) funds is being reprogrammed from the City of East Palo Alto's Youth Shuttle, Mobility Manager, Bus Shelters, Shuttle Operations project to the SamTrans Route 17 project (on the Coastsides of San Mateo County).

This resolution was revised on March 27, 2019 to amend Attachment A to redirect \$130,193 in unused federal Job Access and Reverse Commute (JARC) funds that are remaining in the Lifeline Transportation Cycle 2 program, to the Peninsula Family Service, Ways to Work Family Loan Program (an existing Lifeline Transportation Cycle 2 project).

This resolution was revised on June 26, 2019 to amend Attachment A to waive LTP requirements for the \$470,425 in Proposition 1B funds from the discontinued "Together We Ride Program" in LTP Cycle 2 and reprogram the funds to the Santa Clara Valley Transportation Authority's Non-Revenue Vehicle project.

This resolution was revised on June 24, 2020 to amend Attachment A to reprogram \$124,668 in project cost savings from Proposition 1B funds for the San Mateo County Transit District (SamTrans) Bus Improvements Project and the San Bruno Bus Improvements Project in Lifeline Transportation Program Cycle 2 to the Electric Bus project.

Further discussion of this action is contained in both the MTC Executive Director's Memorandum to the Programming and Allocations Committee and the Programming and Allocations Committee summary sheet dated January 14, 2009, May 13, 2009, October 14, 2009, December 9, 2009, February 10, 2010, April 14, 2010, July 14, 2010, May 11, 2011, November 9, 2011, January 11, 2012, December 12, 2012, April 8, 2015, June 8, 2016, October 12, May 10, 2017, June 13, 2018, March 6, 2019, June 12, 2019, and June 10, 2020.

Date: January 28, 2009
W.I.: 1311
Referred by: PAC

RE: Second-Cycle Lifeline Transportation Program of Projects – FY 2009 - FY 2011

METROPOLITAN TRANSPORTATION COMMISSION
RESOLUTION NO. 3881

WHEREAS, the Metropolitan Transportation Commission (MTC) is the regional transportation planning agency for the San Francisco Bay Area pursuant to Government Code § 66500 et seq.; and

WHEREAS, MTC adopted Resolution 3860, which establishes program guidelines to be used for the funding and oversight of the Second-Cycle of the Lifeline Transportation Program, Fiscal Years 2009-2011; and


WHEREAS, MTC used the process and criteria set forth in Attachment A of Resolution 3860 to fund a Program of Projects for the Second-Cycle Lifeline Transportation Program with State Transit Assistance (STA), Proposition 1B Transit and Job Access Reverse Commute (JARC) and funds;

WHEREAS, the Second-Cycle Lifeline Transportation Program of Projects is set forth in Attachment A of this resolution, attached hereto and incorporated herein as though set forth at length; now therefore be it

RESOLVED, that MTC approves the Program of Projects for the Second-Cycle Lifeline Transportation Program, as set forth in Attachment A of this resolution; and be it further

RESOLVED, that the Executive Director shall forward a copy of this resolution, and such other information as may be required, to the Governor, Caltrans, and to such other agencies as may be appropriate.

METROPOLITAN TRANSPORTATION COMMISSION



Bill Dodd, Chair

The above resolution was entered into by the Metropolitan Transportation Commission at a regular meeting of the Commission held in Oakland, California, on January 28, 2009.

Second-Cycle Lifeline Program of Projects - Tier 1 & 2 (FY 2009-2011)

#	Project	Project Sponsor	Project Description	Tier 1 Funding Sources			Tier 1 Total	Tier 2 Funding Sources			Tier 2 Total	TOTAL Lifeline Funding	Notes
				STA	IB	JARC		STA	IB	JARC			
Alameda County													
1	San Leandro LINKS Shuttle	San Leandro Transportation Management Organization	Provide service from San Leandro BART to employment and family services in San Leandro			574,532	574,532				-	574,532	(m) revised 01/25/12, (e) revised 5/24/17
2	Quicker, Safer Trip to the Library	BART/Oakland Public Library - West Oakland	Continued shuttle service for Oakland pre-school and schoolchildren, teachers and parents to the W. Oakland Library	219,000			219,000				-	219,000	(e)
3	AC Transit existing service preservation in communities of concern	AC Transit	Continue existing services on Lines 63, 47, 40, 91, 93 serving Alameda, Oakland, San Leandro, Ashland, Cherryland, San Leandro, and S. Hayward	4,219,210			4,219,210	989,330		876,186	1,865,516	6,084,726	revised 07/28/10
4	Neighborhood bicycle centers	East Bay Bicycle Coalition/Cycle of Change	Fund bike distribution and education programs in Oakland and Alameda			449,000	449,000				-	449,000	(m) revised 01/25/12, (e) 5/24/17
5	WHEELS Route 14 Service Provision	LAVTA	Continue service from residential Livermore to downtown business areas and regional transit to Livermore Transit Center	89,000		67,494	156,494			345,563	345,563	502,057	(f) revised 07/28/10
6	Ashby BART Station elevator	BART	Install elevator at the Ashby BART Station in conjunction with the Ed Roberts Campus		1,729,046		1,729,046				-	1,729,046	(a) revised 12/19/12
7	Bus shelters	LAVTA	Install bus shelters		100,000		100,000				-	100,000	(a)
8	Bus purchase	AC Transit	Purchase AC Transit rolling stock buses		2,998,588		2,998,588				-	2,998,588	(a)
9	Meekland Avenue Transit Access Improvements	Alameda County	Bus access improvements on Meekland Avenue including sidewalk, ADA ramp, bulb outs, and lighting				-		2,500,000		2,500,000	2,500,000	(f) added 12/16/09
10	Hacienda Avenue Transit Access Improvements	Alameda County	Bus access improvements, including sidewalks and high visibility pedestrian crossings on Hacienda Ave between Hathaway Ave and Hesperian Blvd.				-		160,181		160,181	160,181	(f) added 12/16/09
11	Environmental Justice Access to BART	BART	Install secure bike parking at North Berkeley and Berkeley stations				-		224,749		224,749	224,749	revised 2/24/10
12	WHEELS Route 14 Civic Center Busway and Stops	LAVTA	Construct turnaround busway and two bus stops with shelters and benches at Civic Center, adjacent to housing, employment, and social services.				-	150,000	-		150,000	150,000	added 12/16/09
13	MacArthur BART Station Plaza Improvement	BART	Station improvements including bike racks, tactile path and wayfinding from bus loading through the plaza to the station entrance and accessible fare gates, and other upgrades		270,954		270,954				-	270,954	added 12/19/12
County Bid Target				4,527,210	5,098,588	1,091,026	10,716,824	1,139,330	2,884,930	1,221,749	5,246,009	15,962,833	
Proposed Programming				4,527,210	5,098,588	1,091,026	10,716,824	1,139,330	2,884,930	1,221,749	5,246,009	15,962,833	
Unprogrammed Balance				-	-	-	-	-	-	-	-	-	

Second-Cycle Lifeline Program of Projects - Tier 1 & 2 (FY 2009-2011)

#	Project	Project Sponsor	Project Description	Tier 1 Funding Sources			Tier 1 Total	Tier 2 Funding Sources			Tier 2 Total	TOTAL Lifeline Funding	Notes
				STA	IB	JARC		STA	IB	JARC			
Contra Costa													
14	Operating Funding for low income access to health care	Tri-Delta ECCTA	Maintain service on Route 201, which provides service between Bay Point, and central county destinations including medical centers, schools, BART and Sun Valley Mall	118,687		96,759	215,446	23,481		125,398	148,879	364,325	revised 07/28/10
15	Continued operation of County Connection Lifeline routes	CCCTA	Preserve frequency and coverage of Routes 114, 111 & 314 serving the Monument Corridor and BART, as well as Routes 108,116,118 and 308 serving downtown Martinez, medical clinics, County offices,	627,086		120,395	747,481	134,157		126,581	260,738	1,008,219	revised 07/28/10
16	Continued operation of WestCAT C3 Route	WestCAT	Continue C3 service, operating between the Hercules Transit Center & Contra Costa College, with timed connections to Route 11 that operates into Crockett & Rodeo	338,115		21,253	359,368	73,463		23,690	97,153	456,521	revised 07/28/10
17	Maintain existing Lifeline services in western Contra Costa County	AC Transit	Communities of Concern. These routes connect residents to employment centers, retail establishments, schools, social service agencies, and health care.	1,290,604		120,436	1,411,040	288,665		134,243	422,908	1,833,948	revised 07/28/10
18	Bus Shelters	Tri-Delta ECCTA	Procure and install bus shelters and related facilities such as signage, schedule holders, trash receptacles, lighting and minor site improvements in the Pittsburg/Bay Point/Antioch and Brentwood communities of concern.		200,000		200,000				-	200,000	
19	Rolling Stock for County Connection Lifeline routes	CCCTA	Provide funds for replacement rolling stock to preserve service on Routes 108, 111, 114, 116, 118, 308, and 314 serving communities of concern		844,805		844,805				-	844,805	
20	Rolling Stock for WestCAT Lifeline route	WestCAT	Vehicle replacement for Route C3 (see project 14)		69,785		69,785				-	69,785	
21	BART Bay Point/Pittsburg station improvements	BART	Increase lighting throughout the bus intermodal area of the station, and provide static and real time transit information for both bus and BART patrons		320,000		320,000				-	320,000	
22	BART Richmond Station Improvements	BART	Make improvements to the intermodal zone at the Richmond Transit Village (upgrading 13 existing bus shelters and resurfacing the intermodal area).		482,251		482,251		262,549		262,549	744,800	revised 12/16/09
23	County Connection Martinez bus stop improvements and access	CCCTA	Construct an ADA-accessible bus stop, provide bus stop seating at 15 locations, provide transit access improvements and provide two pedestrian-activated lighted crosswalks in Martinez		100,000		100,000				-	100,000	
24	Rolling stock replacement for AC Transit	AC Transit	Replacement buses will operate on routes in and around the Richmond area community of concern and also be interlined with other routes system wide to effectiveness of services to all AC Transit riders				-		458,241		458,241	458,241	revised 2/24/10
25	Hillcrest Park-and-Ride Lot Improvements	BART	Improvements to the Hillcrest Park-and-Ride Lot, including pedestrian and bicycle access improvements for predominantly low-income Tri Delta Transit patrons. New improvements will be consistent with the design and construction of the proposed cBART Project				-		595,328		595,328	595,328	revised 2/24/10
County Bid Target				2,374,491	2,016,841	358,843	4,750,175	519,767	1,316,118	409,912	2,245,797	6,995,972	
Proposed Programming				2,374,492	2,016,841	358,843	4,750,176	519,766	1,316,118	409,912	2,245,796	6,995,972	
Unprogrammed Balance				(1)	-	-	(1)	1	-	-	1	-	

Second-Cycle Lifeline Program of Projects - Tier 1 & 2 (FY 2009-2011)

#	Project	Project Sponsor	Project Description	Tier 1 Funding Sources			Tier 1 Total	Tier 2 Funding Sources			Tier 2 Total	TOTAL Lifeline Funding	Notes
				STA	IB	JARC		STA	IB	JARC			
Marin													
26	Marin City Transit Hub and Donohue Street ADA improvements	Marin County	Build sheltered community bus stop and transit hub with user amenities including safety lighting, landscaping, informational kiosks, seating, passenger shelter and bike racks.			77,510	77,510		75,119	88,541	163,660	241,170	(d) revised 07/28/10
27	Marin City Community shuttle loop and service to Marin General Hospital	Marin Transit	Provide hourly, day-time service from Marin City to Marin General Hospital and nearby medical offices in Greenbrae.	279,890			279,890	112,270			112,270	392,160	(d) revised 12/16/09
28	Canal Neighborhood transit & Ped Access & safety improvements - phase 2	San Rafael	Provide safe path to transit, improve nonmotorized access and improve traffic operations at 7 intersections in Canal neighborhood of San Rafael.	-	435,638		435,638		209,162		209,162	644,800	(d) revised 12/16/09
29	Ride to school for parents	San Rafael City Schools	Provide regularly scheduled shuttle service (transportation to school meetings and events) for Canal residents who currently have no transportation access to San Pedro Elementary School.	233,000			233,000				-	233,000	(d)
County Bid Target				512,890	435,638	77,510	1,026,038	112,270	284,281	88,541	485,092	1,511,130	
Proposed Programming				512,890	435,638	77,510	1,026,038	112,270	284,281	88,541	485,092	1,511,130	
Unprogrammed Balance				-	-	-	-	-	-	-	-	-	

Napa													
30	Rolling stock acquisition	NCTPA	Bus purchase for replacement rolling stock		274,290		274,290				-	274,290	
31	Napa Shuttle, FlexRIDE Shuttle and VINE Express	NCTPA	Operating assistance for the Napa Shuttle, FlexRIDE Shuttle and VINE Express. These programs provide service to low-income residents, including senior and disabled populations, and provide transportation to training, jobs and services.	322,931		50,000	372,931				-	372,931	added 5/27/09
32	VINE Route 11	NCTPA	Extend operation of VINE rural connector service (route 11) between Calistoga and Santa Rosa				-	-			-	-	12/16/09, (n) revised 12/19/12
33	Bus passenger accommodations	NCTPA	Provide for the purchase and installation of 14 bus shelters and benches, 21 stand-alone benches, and 21 up-Valley iStops with seating				-		178,992		178,992	178,992	revised 2/24/10
34	Agricultural Worker Vanpool Program	NCTPA	Operating Assistance to implement the Napa County Agriculture Worker Vanpool Program. Vouchers will be used to offset the participant's cost of riding the vanpool.			35,000	35,000			135,000	135,000	170,000	(l) added 07/28/10, revised 11/16/11
35	VINE Express Route 29	NCTPA	Operating assistance for Route 29 between the northern border of the City of Napa and Calistoga				-	70,688			70,688	70,688	(n) added 12/19/12
County Bid Target				322,931	274,290	84,494	681,715	70,688	178,992	135,000	384,680	1,066,395	
Proposed Programming				322,931	274,290	85,000	682,221	70,688	178,992	135,000	384,680	1,066,901	
Unprogrammed Balance				-	-	(506)	(506)	-	-	-	-	(506)	

Second-Cycle Lifeline Program of Projects - Tier 1 & 2 (FY 2009-2011)

#	Project	Project Sponsor	Project Description	Tier 1 Funding Sources			Tier 1 Total	Tier 2 Funding Sources			Tier 2 Total	TOTAL Lifetime Funding	Notes
				STA	IB	JARC		STA	IB	JARC			
San Francisco County													
36	Shopper Shuttle	MTA	Provide a twice-monthly group van shopping service to low-income seniors and persons with disabilities who have difficulty using public transit for shopping needs	1,560,000			1,560,000				-	1,560,000	
37	Route 108 Treasure Island Enhanced Service	MTA	Continue providing more frequent peak period and all-night service on Route 108	262,228			262,228	408,312		495,172	903,484	1,165,712	revised 07/28/10
38	Route 29 Reliability Improvement Project	MTA	Continue providing extra buses on Route 29 to increase reliability, reduce pass-ups, relieve over-crowding and address schedule adherence problems	293,717		433,483	727,200				-	727,200	
39	Persia Triangle Transit Access Improvements Project	MTA	Build bus bulbs, consolidate bus stops and change traffic circulation to improve pedestrian access to transit, conditions at bus stops and transit connectivity		802,734		802,734				-	802,734	
40	Randolph/Parallones/ Orizaba Transit Access Project	MTA	Install a transit bulb island and sidewalk curb cuts to improve pedestrian safety and M-Line light rail vehicle operations		379,490		379,490				-	379,490	(p) revised 06/22/16
47	Mission Bay Loop	SFMTA	Streets to allow the T-Third line to turnaround mid-route and thus enable a significant increase in transit frequencies between Mission Bay, South of Market, and downtown neighborhoods, as well as		113,674		113,674				-	113,674	(p) added 06/22/16 (q) added 10/26/16
41	Balboa Park Station Eastside Connections Project	BART	Construct a safe and accessible walkway across BART tracks to the Muni Metro boarding area on the east side of Balboa Park BART station	752,440	1,153,610		1,906,050				-	1,906,050	revised 10/28/09
42	Hunter's View Revitalization Transit Stop Connection	SF Mayor's Office of Housing	Provide an accessible pedestrian connection for Bayview/Hunters Point residents (including 4 affordable housing developments) to existing and new transit stops that are to be built as part of the Hunters View public housing revitalization project.				-	219,567	863,710		1,083,277	1,083,277	(i) added 4/28/10 (q) revised 10/26/16
43	San Bruno Avenue Transit Preferential Streets (TPS) Improvements	MFFA	Implement transit priority bus treatments along 1.5 mile segment of San Bruno Avenue between Silver Avenue and Bayshore Boulevard, such as new transit priority signals, turn lanes, and corner bulbs.				-		0		-	-	added 12/16/09 revised 4/28/10 revised 4/22/15
43	Potrero Hill Pedestrian Safety and Transit Stop Improvements	MTA	Improve pedestrian safety, transit access, and a sense of place by defining pedestrian bulbouts with high-impact planting barriers at five intersections in the Potrero Terrace and Annex Public Housing sites (25th at Connecticut and Texas-Dakota; 23rd at Dakota-Missouri and Arkansas, and Missouri at Watchman Way), as recommended through the Potrero Hill Neighborhood Transportation Plan efforts. This space will shorten crossing distances; force traffic to make slower turns; and create space for temporary bus bulbs, seatings, and plantings.				-		216,000		216,000	216,000	(o) added 4/22/15
County Bid Target				2,868,385	2,436,344	433,483	5,738,212	627,879	1,589,870	495,172	2,712,921	8,451,133	
Proposed Programming				2,868,385	2,449,508	433,483	5,751,376	627,879	1,576,706	495,172	2,699,757	8,451,133	
Unprogrammed Balance				-	(13,164)	-	(13,164)	-	13,164	-	13,164	-	

Second-Cycle Lifeline Program of Projects - Tier 1 & 2 (FY 2009-2011)

#	Project	Project Sponsor	Project Description	Tier 1 Funding Sources			Tier 1 Total	Tier 2 Funding Sources			Tier 2 Total	TOTAL Lifeline Funding	Notes
				STA	IB	JARC		STA	IB	JARC			
San Mateo													
44	East Palo Alto (EPA) Youth Shuttle, Mobility Manager, Bus Shelters, Shuttle Operations	City of East Palo Alto	This project contains 4 elements - (1) Maintain East Palo Alto Youth Shuttle (2) Maintain funding for EPA Mobility Manager (3) Improve up to 4 EPA bus stop shelters, benches and amenities (4) Plan for shuttle operations for the Dumbarton Rail station area plan	116,250	72,000	139,393	327,643			-	-	327,643	revised 12/16/09 (f) revised 06/27/18 (u) revised 03/27/19
45	Bayshore Shuttle Service	Daly City	Implement a free circulator shuttle service connecting Daly City's Bayshore neighborhood with transit and essential destinations in western Daly City. The shuttle will operate 10 hours on weekdays, expanding in the second year to add 6 hours of service on weekends.	368,929			368,929	(32,012)		102,636	70,624	439,553	(g) revised 07/28/10 (v) revised 03/27/19
46	Route 280	Samtrans	Maintain Route 280, which serves CalWorks clusters and essential destinations for the residents of East Palo Alto.	415,935			415,935	31,211			31,211	447,146	revised 07/28/10
47	Route 17	Samtrans	Maintain Route 17, which serves the Half Moon Bay area, to add service during the peak commute period, new Sunday service and extended evening hours.	447,597			447,597	72,029			72,029	519,626	revised 12/16/09, 2/24/10, 6/27/18 (f)
48	Van purchase and operations for shelter resident transportation	Shelter Network	Purchase van and provide on-demand service for residents of four homeless shelters in San Mateo County.		28,000	64,430	92,430			-	-	92,430	(w) revised 03/27/19
49	Ways to Work Family Loan Program	Peninsula Family Service	The Ways to Work (WTW) program provides small, short-term, low-interest loans to low-income families for the purpose of purchasing or repairing a car to get to work, childcare, and to pursue educational or job training opportunities.							130,193	130,193	130,193	(u, v, w) revised 03/27/19
50	Fixed-Route 17 Bus Procurement	Samtrans	Bus purchase for Route 17		900,000		900,000				-	900,000	added 5/27/09
51	Senior Service bus/van purchase	Pacifica	Purchase of a replacement, 20 passenger wheel chair accessible bus to transport seniors (majority are low-income) and disabled adults to/from the Senior Center, for local outing, shopping trips and medical appointments.				-	6,000	56,221		62,221	62,221	(h) added 12/16/09
52	Belle Air Parking Lot modification	San Bruno	Curve correction and street elevation adjustments to accommodate public transit bus service near Belle Air Elementary School. Additional improvements include parking lot reconfiguration, sign installations, striping, sidewalk installation, driveway improvements, curb ramps, and bus shelters to accommodate pedestrians.				-	6,000	151,251		157,251	157,251	(h) added 12/16/09
53	Senior shuttle bus	San Bruno	improve low-income elderly transportation to the Senior Center. This bus will also be used to provide low-income children transportation to the Recreation Center.				-	6,000	100,000		106,000	106,000	(h) added 12/16/09
54	Sidewalks, solar bus shelters, curb ramps	San Bruno	lighted bus shelters and accessible curb ramps adjacent to and leading to SamTrans bus stops in the City of San Bruno. The project intends to improve access for people with disabilities and improve safety and				-	6,000	142,751		148,751	148,751	(h) added 12/16/09
55	Countywide Low-Income Bus Tickets	San Mateo County HSA	Provide bus tokens, bus tickets and bus passes for low-income families, and individuals participating in self-sufficiency and family strengthening activities.				-	200,000			200,000	200,000	(h) revised 7/28/10
56	Bayshore Bus Stop Improvements	Daly City	Provide a new bus shelter and access improvements for the SamTrans southbound bus stop on Bayshore Boulevard, just south of Geneva Avenue.				-		169,171		169,171	169,171	(h) added 2/24/10 (s) revised 5/23/18
56	Fixed Route Bus Procurement	SamTrans	Replace the articulated bus fleet, which has reached the end of its useful life. Replacement vehicles will provide reliable bus service to the County's most at-risk populations. The majority of Sam Trans riders are low income and are dependent on public transportation to meet their daily transportation needs. The mean household income of the average SamTrans bus rider is \$36K per year, only 26% of all SamTrans riders own or have access to a car.				-		18,010		18,010	18,010	(s) added 6/27/18
57	Electric Bus Project	SamTrans	This project will purchase 10 All Electric-Powered Buses to replace 10 2003 Diesel Buses that have reached the end of their useful life. The buses will be 40 ft in length and will have a wheelchair lift with two tie downs. The buses will carry up to 37 seated passengers. The majority of Sam Trans riders are low income and are dependent on public transportation to meet their daily transportation needs. The mean household income of the average SamTrans bus rider is \$36K per year, only 26% of all SamTrans riders own or have access to a car.						124,668		124,668	125,000	(y) added 6/24/20
58	Bus Stop Improvements in Communities of Concern	SamTrans	Provide for the improvement of bus stops in select locations throughout communities of concern.				-		131,048		131,048	131,048	(h) added 2/24/10

Second-Cycle Lifeline Program of Projects - Tier 1 & 2 (FY 2009-2011)

#	Project	Project Sponsor	Project Description	Tier 1 Funding Sources			Tier 1 Total	Tier 2 Funding Sources			Tier 2 Total	TOTAL Lifeline Funding	Notes
				STA	IB	JARC		STA	IB	JARC			
			Proposed Programming	1,348,711	1,145,565	295,228	2,789,504	295,228	747,555	232,829	1,275,612	4,065,116	
			Unprogrammed Balance	1,348,711	1,000,000	295,228	2,643,939	295,228	893,120	232,829	1,421,177	4,065,116	
				-	145,565	-	145,565	-	(145,565)	-	(145,565)	-	

Second-Cycle Lifeline Program of Projects - Tier 1 & 2 (FY 2009-2011)

#	Project	Project Sponsor	Project Description	Tier 1 Funding Sources			Tier 1 Total	Tier 2 Funding Sources			Tier 2 Total	TOTAL Lifeline Funding	Notes
				STA	IB	JARC		STA	IB	JARC			
Santa Clara County													
59	Bus Lines 17 & 14 in Gilroy	SCVTA	Improve community bus services on Lines 14 & 17 in Gilroy by operating as two-way routes	984,982			984,982	216,556			216,556	1,201,538	revised 12/16/09
60	Family Transportation Services	Outreach & Escort	Maintain funding to the Family Transportation Services programs, Guaranteed Ride Home (GRH) and Jump Start (JS). The GRH program provides door-to-door transportation to program participants and their dependent children. The JS program provides financial assistance to cover the cost of minor repairs to personal vehicles.	998,292		632,276	1,630,568	218,360		473,450	691,810	2,322,378	(b) revised 07/28/10 (k) revised 5/25/11, 11/16/11
61	Together We Ride	Outreach & Escort	Provide transportation to homeless families, veterans, emancipated foster youth, political refugees and other vulnerable populations. Transit capital funds to purchase hybrid sedans and small wheelchair-lift equipped buses for multiple rider groups	887,785	2,100,741		2,988,526	193,998	904,483		1,098,481	4,087,007	revised 04/28/10 (x) revised 06/26/19
62	Non-Revenue Vehicle Project	SCVTA	Utilize the remaining life of twenty-six Toyota Mirai hydrogen-electric sedans for non-revenue use.						470,425		470,425	470,425	(x) revised 06/26/19
63	Senior Transportation	Outreach & Escort	Maintain funding for program providing seniors with a menu of transportation options, such as demand-response rides, individualized transportation plans and a volunteer driver program	1,251,057			1,251,057	273,402			273,402	1,524,459	revised 04/28/10
64	Hybrid Bus Purchase	SCVTA	prevent service delays and run cancellations and reduce fuel		1,400,494		1,400,494		909,873		909,873	2,310,367	12/16/09
65	Ways to Work Family Loan Program	Peninsula Family Service	The Ways to Work (WTW) program provides small, short-term, low-interest loans to low-income families for the purpose of purchasing or repairing a car to get to work, childcare, and to pursue educational or job training opportunities.				-			339,739	339,739	339,739	added 5/25/11, revised 11/16/11
County Bid Target				4,122,116	3,501,235	632,276	8,255,627	902,316	2,284,781	813,189	4,000,286	12,255,913	
Proposed Programming				4,122,116	3,501,235	632,276	8,255,627	902,316	2,284,781	813,189	4,000,286	12,255,913	
Unprogrammed Balance				-	-	-	-	-	-	-	-	-	

Second-Cycle Lifeline Program of Projects - Tier 1 & 2 (FY 2009-2011)

#	Project	Project Sponsor	Project Description	Tier 1 Funding Sources			Tier 1	Tier 2 Funding Sources			Tier 2	TOTAL	Notes
				STA	IB	JARC	Total	STA	IB	JARC	Total	Lifeline Funding	
Solano													
66	Route 85	Vallejo	Sustain intercity Route 85 which serves downtown Vallejo, Baylink Ferry, Sereno Transit Center, Discovery Kingdom, Green Valley Shopping Area, Solano Community College in Fairfield, and Solano Mall.	375,000			375,000				-	375,000	
67	Route 1	Vallejo	Sustain Route 1 which connects downtown Vallejo with Vallejo Middle and Senior High schools, South Vallejo Community Shopping Centers, the Curtola Park and Ride and Sonoma Boulevard.	600,000			600,000				-	600,000	
68	Saturday/Weekday Service	Dixon	Maintain the current dial-a-ride service for Dixon Read-Ride on weekdays and Saturday.	69,776			69,776	228,698			228,698	298,474	revised 12/16/09
69	Replacement Van	Dixon	Capital Funding for the replacement of one 18 passenger Type III paratransit bus for the Dixon Read-Ride general public Dial-a-Ride system.		60,000		60,000				-	60,000	
70	Bus Shelters	Fairfield/Suisun Transit	Improve 30 sites that include installation/repair of transit shelters, ADA curb cuts, concrete work, installation of benches, and other transit friendly amenities such as lighting and transit information.		300,000		300,000		119,088		119,088	419,088	revised 2/24/10
71	Bus Shelters	Vallejo	Replace, install and enhance, up to 65 bus shelters and bus stops including amenities such as solar lighting, trash receptacles, signage and benches.		361,010		361,010		400,004		400,004	761,014	revised 12/16/09
72	Bus Shelters	Vacaville	Procurement and installation of transit amenities within 5 low-income/senior/elderly communities in Vacaville. Transit amenities include bus shelters with benches, trash receptacles, map/schedule		109,800		109,800				-	109,800	
73	Van Replacement	Dixon	Replacement of one 18-passenger Type III paratransit bus for the Dixon Read-Ride Dial-a-Ride system.		15,000		15,000				-	15,000	
74	Replacement Vehicles	Fairfield/Suisun Transit	Replace 2 paratransit vans with two higher capacity paratransit vans. The new vehicles will be able to hold 18 passengers and 4 wheelchairs.		41,600		41,600				-	41,600	
75	Solano Community College Project	Vallejo Transit	Provide service to Solano Community College, as well as other employment and service destinations			250,000	250,000				-	250,000	(c)
76	DRIVES/CARS Programs	Benicia Community Action	Provides down payments for cars to low-income applicants. Funds will also be used for repairs to vehicles donated to the program.			30,000	30,000				-	30,000	(c)
77	Installation of Bicycle Racks	Fairfield/Suisun Transit	Install bike racks on 12 coaches to accommodate riders who need to use multiple travel modes to get to work and other destinations			45,000	45,000				-	45,000	(c)
78	Route 2 Frequency Improvements	Fairfield/Suisun Transit	Develop new service alignment, uncoupling Route 2 from Travis Air Force Base (AFB) and establishing a new Travis AFB shuttle, improving service and increasing access to jobs			91,834	91,834				-	91,834	(c)
79	Downtown Flex Shuttle	Fairfield/Suisun Transit	serving City Hall in Suisun City, Amtrak, Fairfield City Hall, Solano				-		60,000		60,000	60,000	added 12/16/09
80	Expanded Route 5 service	Vallejo	to Solano Community College, local businesses medical, and social				-			400,000	400,000	400,000	added 07/28/10
County Bid Target				1,044,776	887,410	416,834	2,349,020	228,698	579,092	400,000	1,207,790	3,556,810	
Proposed Programming				1,044,776	887,410	416,834	2,349,020	228,698	579,092	400,000	1,207,790	3,556,810	
Unprogrammed Balance				-	-	-	-	-	-	-	-	-	

Second-Cycle Lifeline Program of Projects - Tier 1 & 2 (FY 2009-2011)

#	Project	Project Sponsor	Project Description	Tier 1 Funding Sources			Tier 1 Total	Tier 2 Funding Sources			Tier 2 Total	TOTAL Lifeline Funding	Notes
				STA	IB	JARC		STA	IB	JARC			
Sonoma County													
81	Bus purchase	Santa Rosa CityBus	Bus purchase for Roseland service improvements on Routes 9 and 14		483,744		483,744		331,662		331,662	815,406	revised 2/24/09
82	Route 19	Santa Rosa CityBus	Sustain and enhance Route 19 in Roseland	394,117		130,872	524,989	120,555		155,674	276,229	801,218	revised 07/28/10
83	Natural gas coach purchase	Sonoma County Transit	Purchase of 14 natural gas coaches for high-density routes (60, 22, 42 and 20) serving low-income areas		483,744		483,744		331,661		331,661	815,405	revised 2/24/10
84	Existing bus service	Sonoma County Transit	Sustain existing service on Routes 20/22, 30, 42, 44/48 and 60	632,389			632,389	113,823			113,823	746,212	revised 12/16/09
85	Existing bus service	Petaluma Transit	Sustain existing city-wide service	141,365			141,365				-	141,365	
86	Bus replacement	Healdsburg Transit	Funds to replace the old fixed-route mini bus		49,000		49,000	-			-	49,000	
87	Existing bus service	Healdsburg Transit	Sustain existing city-wide service	28,872			28,872	6,366			6,366	35,238	revised 12/16/09
88	County transit plan	Services	collaborative efforts				-	21,219			21,219	21,219	added 12/16/09
89	3	Petaluma Transit	opportunities for low-income individuals. Transit routes 1, 2, and 3			50,000	50,000			251,150	251,150	301,150	added 07/28/10,
County Bid Target				1,196,743	1,016,488	181,331	2,394,562	261,963	663,323	407,515	1,332,801		3,727,363
Proposed Programming				1,196,743	1,016,488	180,872	2,394,103	261,963	663,323	406,824	1,332,110		3,726,213
Unprogrammed Balance				-	-	459	459	-	-	691	691		1,150
Regional Grand Totals													
Lifeline Program Revenue Sources				18,318,253	16,812,399	3,571,025	38,701,677	4,158,139	10,528,943	4,203,907	18,890,989		57,592,666
Total Proposed Programming				18,318,254	16,679,998	3,571,072	38,569,324	4,158,138	10,661,343	4,203,216	19,022,697		57,592,021
Unprogrammed Balance				(1)	132,401	(47)	132,353	1	(132,400)	691	(131,708)		645

Notes

- (a) Alameda County received a \$5,098,588 advance of their Tier 1 Prop 1 B funds in FY08. The funds and projects shown here were applied for in April 2008. Allocation of \$270,954 of Proposition 1B funds from from Ashby BART station elevator to MacArthur BART Station Plaza Improvement is conditioned upon approval from the Alameda County Transportation Commission in December 2012.
- (b) Includes \$57,977 in Small Urbanized Area JARC funds administered by Caltrans in Tier 1 and \$130,000 in Tier 2.
- (c) JARC funds part of the Small Urbanized Area program administered by Caltrans.
- (d) Golden Gate Transit will claim the funds for these projects. Totals include administration costs.
- (e) Moved from Tier 2 to Tier 1, May 2009.
- (f) AC Transit will claim the funds for these projects.
- (g) Tier 1 STA amount partially backfilled with Tier 2 JARC to meet sponsor's original funding request and make additional Tier 2 STA available to other projects.
- (h) SamTrans will claim the funds for these projects. Tier 2 STA amounts are for SamTrans' administration costs.
- (i) MTA will claim the funds for this project. Approval of this project is subject to project sponsor securing the necessary easements.
- (j) JARC funds part of the Small Urbanized Area JARC funds administered by Caltrans in Tier 1 and \$323,225 in Tier 2.
- (k) \$165,359 of the total Large Urbanized Area JARC funds awarded in Tier 2 were reprogrammed in Res. 3788 due to discontinuation of another First Cycle Lifeline project in Santa Clara County. The Tier 2 JARC amount available for MTC to encumber in this Resolution is \$343,450.
- (l) JARC funds part of the Small Urbanized Area JARC funds administered by Caltrans.
- (m) Allocation of \$35,000 in JARC funds from San Leandro LINKS Shuttle to Neighborhood Bike Centers is conditioned upon approval from the Alameda County Transportation Commission.
- (n) \$70,688 in STA funds transferred from VINE Route 11 and reprogrammed to VINE Route 29 in December 2012.
- (o) On 4/22/15, \$216,000 in Lifeline Cycle 2 Proposition 1B funds were removed from the San Bruno Transit Preferential Streets (TPS) project and programmed to the Potrero Hill Pedestrian Safety and Transit Stop Improvements project. The San Bruno TPS project never received the \$216,000 in FY2009-10 Proposition 1B funds that were programmed to the project; the San Bruno TPS project is instead being funded as part of SFMTA's Muni Forward project and the \$216,000 in funds were advanced to the Urban Core category from the Lifeline category in May 2011 in order to accommodate urgent funding needs of the Central Subway project. SFMTA has confirmed that in April 2015, the \$216,000 will be returned to the Lifeline category using SFMTA's FY2015 Revenue-Based PTMISEA funds (see MTC Resolution Nos. 3880, Revised and 4179, Revised).
- (p) On 6/22/16, Project Cost saving of \$100,510 in Lifeline Cycle 2 Proposition 1B funds were transferred from the Randolph/ Farallones/ Orizaba Transit Access Improvements project and programmed to the Mission Bay Loop project. The additional \$100,510 would fund unanticipated project costs associated with relocating a sewer line adjacent to the track on the Mission Bay Loop project. (see also MTC Resolution Nos. 3880, Revised).
- (q) On 10/26/16 Project Cost savings of \$13,164 in Lifeline Cycle 2 Proposition 1B funds was transferred from the Hunter's View Revitalization Project and programmed to the Mission Bay Loop project. The additional \$13,164 would fund unanticipated project costs associated with relocating a sewer line adjacent on the track of the Mission Bay Loop project (See Resolution 3880 Revised).
- (r) On 05/24/17 unused JARC Program funds from FTA Grant CA-37-X104 in the amount of \$304,532 in Lifeline Transportation Cycle 2 (LTP C2) funds were redirected/ programmed to the San Leandro LINKS Shuttle sponsored by San Leandro Transportation Management Organization (\$204,532) and the Neighborhood Bicycle Center project sponsored by Cycles of Change (\$100,000) for similar ongoing work on their LTP C2 projects.
- (s) On 06/27/18, project cost savings of Proposition 1B funds from Daly City Bayshore Bus Stop Improvements in the amount of \$18,010 in LTP Cycle 2 were redirected/ programmed to the SamTrans replacement of articulated bus fleet project.
- (t) On 06/27/18, remaining Cycle 2 STA funds from the East Palo Alto Youth Shuttle, Mobility Manager, Bus Shelters, Shuttle Operations project in the amount of \$91,204 were redirected/programmed to Route 17 project (on the coastside of San Mateo County).
- (u) On 03/27/19, remaining Cycle 2 STA funds from the East Palo Alto Youth Shuttle, Mobility Manager, Bus Shelters, Shuttle Operations project in the amount of \$80,912 were redirected/programmed to the Ways to Work Family Loan Program.
- (v) On 03/27/19, remaining Cycle 2 STA funds from the Bayshore Shuttle Service project in the amount of \$41,461 were redirected/programmed to the Ways to Work Family Loan Program.
- (w) On 03/27/19, remaining Cycle 2 STA funds from the Shelter Network - Van Purchase project in the amount of \$7,820 were redirected/programmed to the Ways to Work Family Loan Program.
- (x) On 06/26/19, \$470,425 in Lifeline Cycle 2 Proposition 1B funds were removed from the discontinued Together We Ride project. This project included the purchase of twenty-six Toyota Mirai sedans purchased by Outreach and Escort. Funds are reprogrammed to the Non-Revenue Fleet project. LTP requirements for the \$470,425 (Prop 1B funds) are waived.
- (y) On 06/24/20, \$124,668 in total cost savings from Lifeline Cycle 2 Proposition 1B funding was redirected from the Bus Stop Improvements project (\$65,819) and the San Bruno Bus Stop Improvements project (\$58,849) to the Electric Bus project (see also MTC Reso. 3880, Revised, Attachment A).

Date: May 23, 2012
W.I.: 1311
Referred by: PAC
Revised: 06/27/12-C 07/25/12-C
12/19/12-C 04/24/13-C
10/23/13-C 12/18/13-C
02/26/14-C 07/23/14-C
11/19/14-C 07/22/15-C
03/23/16-C 06/22/16-C
06/27/18-C 6/24/20-C

ABSTRACT

Resolution No. 4053, Revised

This resolution adopts the FY2011 through FY2013 Program of Projects for MTC's Third Cycle Lifeline Transportation Program, funded with State Transit Assistance (STA), Proposition 1B Transit, Job Access Reverse Commute (JARC), and Surface Transportation Program (STP)/ Congestion Mitigation & Air Quality Improvement Program (CMAQ) funds.

The evaluation criteria established in Resolution 4033 were used by the local entities administering the program to develop the program of projects.

The following attachments are provided with this resolution:

Attachment A — Third Cycle Lifeline Transportation Program of Projects -
FY2011-2013

This resolution was amended on June 27, 2012 to add approximately \$34 million in programming for STA, STP/CMAQ, and JARC projects, and to add about \$21 million in programming for Proposition 1B projects that were previously deferred.

This resolution was amended on July 25, 2012 to add approximately \$0.8 million in programming for projects that were previously deferred.

This resolution was amended on December 19, 2012 to revise the San Francisco Municipal Transportation Agency's (SFMTA's) Proposition 1B program of projects, to program \$2.6

million for San Francisco County STA projects, and to revise Santa Rosa CityBus's JARC project.

This resolution was amended on April 24, 2013 to program approximately \$1.2 million in STP/CMAQ funds for a San Francisco County project; and to revise the funding sources of Tri Delta Transit's Route 200 and 201 project and Contra Costa County Employment and Human Services Department's Taxi Referral program, and of the City of Concord's Monument Shuttle project and the County Connection Preservation of Operations in Communities of Concern project.

This resolution was amended on October 23, 2013 to transfer JARC funds from Cycles of Change Neighborhood Bicycle project to San Leandro Transportation Management Organization LINKS Shuttle project, in the amount of \$35,000, and to adjust previously awarded STA amounts to reflect actual FY2011-12 and FY2012-13 STA revenues.

This resolution was amended on December 18, 2013 to transfer Proposition 1B funds from AC Transit's Internal Text Messaging Signs project to the Contra Costa College Transit Center Improvements project, in the amount of \$500,000.

This resolution was amended on February 26, 2014 to replace FY2010-11 JARC funds which lapsed, with STA or FY2013-14 FTA Section 5307 funds for several projects, with no changes to the total amount programmed to each project.

This resolution was amended on July 23, 2014 to make a minor revision to AC Transit's Proposition 1B-funded East Bay Bus Rapid Transit (BRT) project.

This resolution was amended on November 19, 2014 to replace the City of Vacaville's STP/CMAQ-funded Accessible Paths to Transit project with a Safe Routes to School project, and to make minor revisions to two Proposition 1B-funded projects: CCTA's vehicle replacement project and SFMTA's 8X Mobility Maximization Project.

This resolution was amended on July 22, 2015 to reassign approximately \$89,000 in unused MTC administration funds to the Community Based Transportation Planning (CBTP) Program.

This resolution was amended on March 23, 2016 to redirect \$213,647 from the cancelled Napa Valley College Northbound Shelter project to the newly added VINE Transit CAD/AVL System Part 1 project, and to redirect \$451,324 from SamTrans' Replacement Fixed Route Vehicles project to the newly added San Carlos Transit Center project.

This resolution was amended on June 22, 2016 to make revisions to the Proposition 1B-funded projects in Contra Costa County. WestCAT is removing the Purchase and Installation of Bus Shelters project from the Lifeline program because the project was completed with other funds. The freed up Proposition 1B funds (\$147,335) are being reprogrammed to a newly added project, the Dial-A-Ride Replacement Vehicles project (which is also a Lifeline Cycle 4 project).

This resolution was amended on June 27, 2018 to reflect programming changes in Alameda and San Mateo counties. AC Transit is redirecting \$500,000 in Proposition 1B funds from the Contra Costa Community College Transit Center Improvement project to a newly added San Pablo and Telegraph Rapid Bus Upgrade project (Cycle 3) and redirecting \$2,100,000 from the San Leandro BART Station Terminus project to the East Bay Bus Rapid Transit (BRT) Vehicles, Design and Construction Project. San Mateo County is also redirecting \$93,031 in project cost savings in State Transit Assistance (STA) funds from the North Fair Oaks On-Demand Shuttle project (Cycle 3) to the SamTrans Route 17 on the Coastsides of San Mateo County project (which is also a Cycle 2 and 3 project).

This resolution was amended on June 24, 2020 to redirect \$340,668 from the cancelled Outreach & Escort, Inc., Family Transportation Services project to the newly added Santa Clara Valley Transportation American with Disabilities Act Transition Plan program.

Further discussion of this action is contained in the Programming and Allocations Committee summary sheets dated May 9, 2012, June 13, 2012, July 11, 2012, December 12, 2012, April 10,

2013, October 9, 2013, December 11, 2013, February 12, 2014, July 9, 2014, November 12, 2014, July 8, 2015, March 9, 2016, June 8, 2016, June 13, 2018, and June 10, 2020.

Date: May 23, 2012
W.I.: 1311
Referred by: PAC

RE: Third Cycle Lifeline Transportation Program of Projects – FY2011 – FY2013

METROPOLITAN TRANSPORTATION COMMISSION
RESOLUTION NO. 4053

WHEREAS, the Metropolitan Transportation Commission (MTC) is the regional transportation planning agency for the San Francisco Bay Area pursuant to Government Code § 66500 et seq.; and

WHEREAS, MTC adopted Resolution 4033, which establishes program guidelines to be used for the funding and oversight of the Third Cycle of the Lifeline Transportation Program, Fiscal Years 2011-2013; and


WHEREAS, MTC used the process and criteria set forth in Attachment A of Resolution 4033 to fund a Program of Projects for the Third Cycle Lifeline Transportation Program with State Transit Assistance (STA), Proposition 1B Transit, Job Access Reverse Commute (JARC), and Surface Transportation Program (STP)/Congestion Mitigation & Air Quality Improvement Program (CMAQ) funds; and

WHEREAS, the Third Cycle Lifeline Transportation Program of Projects is set forth in Attachment A of this resolution, attached hereto and incorporated herein as though set forth at length; now therefore be it

RESOLVED, that MTC approves the Program of Projects for the Third Cycle Lifeline Transportation Program, as set forth in Attachment A of this resolution; and be it further

RESOLVED, that the Executive Director shall forward a copy of this resolution, and such other information as may be required, to the Governor, Caltrans, and to such other agencies as may be appropriate.

METROPOLITAN TRANSPORTATION COMMISSION

A handwritten signature in black ink, appearing to read 'Adrienne J. Tissier', is written over a horizontal line.

Adrienne J. Tissier, Chair

The above resolution was entered into by the Metropolitan Transportation Commission at a regular meeting of the Commission held in Oakland, California, on May 23, 2012.

Third Cycle Lifeline Program of Projects (FY 2011-2013)

#	Project	Project Sponsor	Project Description	Fund Source				TOTAL Lifeline Funding	Notes
				1B	STA ¹	JARC ⁵	STP/CMAQ		
Alameda County									
1	Bus Stop Repair and Upgrade	Wheels (LAVTA)	Repair and upgrade existing bus stops, including shelters, seating, lighting, curb and sidewalk, etc.	240,910				240,910	
2	Electronic Bike Lockers at Lake Merritt BART Station	BART	Furnish five (5) metal perforated electronic bike pods (total 20 bike locker spaces) at Lake Merritt Station.	52,000				52,000	
3	Wayfinding/Real-Time Arrival at BART Stations	BART	Provide wayfinding and signage from concourse to platform with backlit signs for improved visibility and patron safety; real-time train arrival; wayfinding and signage at street level with secondary language; AC Transit service and destination maps; and exit directories. Projects at Lake Merritt, Hayward, Downtown Berkeley, South Hayward, Coliseum, West Oakland, San Leandro, and Bay Fair BART stations.	3,545,360				3,545,360	(2)
4	East Bay Bus Rapid Transit Terminus/ San Leandro BART Improvements	AC Transit	AC Transit, in coordination with BART and the City of San Leandro, is proposing to expand the transit center at the San Leandro BART station to accommodate the East Bay Bus Rapid Transit Project (BRT) terminus, other AC Transit routes, and other transit services. This project will make street and BART station geometric improvements, add bus staging, and real-time signage at the San Leandro BART Station.	603,487			1,225,539	1,829,026	(2) (27)
5	Update Community-Based Transportation Plans	Alameda CTC	Five CBTPs have been completed in Alameda County to date, between the years of 2004 and 2009. Priority for updates will be for CBTPs completed prior to 2008. It is estimated the approximately three to four CBTP updates will be funded.				475,000	475,000	
6	Neighborhood Bicycle Centers/"Bike-go-Round" - 2012 Operations	Cycles of Change	Neighborhood Bicycle Centers / "Bike-go-Round" provides free bikes and safety training to referred low-income adults for their work commute. An extension of the Lifeline Cycle 2 funded program for calendar year 2012.			10,000		10,000	(14)
7	A Quicker, Safer Trip to the Library to Promote Literacy	Oakland Public Library/City of Oakland (via BART)	"A Quicker, Safer Trip to the Library to Promote Literacy" will transport preschool and kindergarten students, teachers and interested parents by bus to the West Oakland Library for story time and to check out library books. Program will transport approximately seven classes per week to the library by bus. Request is for three years of program operations.		185,000			185,000	(1)
8	Neighborhood Bicycle Centers/"Bike-go-Round"	Cycles of Change	Bike-go-Round program offers bicycle education and distribution services for low-income Oakland Residents to use bicycles for work commuting. The funding requested is for three years of program operations which would provide training for 1,500 participants and distribute 600 bikes over a three-year period.			360,000		360,000	
9	Preservation of Existing Services in Communities of Concern	AC Transit	The Lifeline funds will be utilized to restructure and/or continue service to several key communities of concern in the Southern, Central and Northern portions of Alameda County. Request is for three years of service.		4,316,118	525,429		4,841,547	(1)(16)
10	Hathaway Avenue Transit Access Improvements	Alameda County Public Works	Cherryland is a low-income community with many transit-dependent residents and the lack of sidewalks limits access to AC Transit. The Hathaway Avenue Project includes curb, gutter, ADA pedestrian ramps, landscape, and sidewalks along Hathaway Avenue between Rondale Court and Hayward City limits.				430,000	430,000	

#	Project	Project Sponsor	Project Description	Fund Source				TOTAL Lifeline Funding	Notes
				1B	STA ¹	JARC ⁵	STP/CMAQ		
11	BART Transbay Owl Express Bus Service	BART	This project will provide express owl bus service departing from the Market Street corridor in downtown San Francisco from 12:30am - 1:45am to key BART stations along the Yellow (Concord) and Green (Fremont) BART lines on Friday and Saturday nights after the BART system has closed. This is a multicounty request. An additional \$200K is being provided by Contra Costa County. This is a one-year pilot project.		297,800			297,800	(1)(7)
12	Oakland Broadway Shuttle	City of Oakland	The Broadway Shuttle is a free downtown shuttle linking major transit stations such as the AC Transit 20th St Hub, BART, Amtrak Capitol Corridor, and the Alameda/Oakland/SF Ferry. The route is on Broadway between Embarcadero and 27th St from 7am-7pm Mon-Th; 7am-1am Fri; and 6pm-1am Sat. The Lifeline request also includes expanding weekday evening service until 10pm Mon-Thurs.		723,000			723,000	(16)
13	WHEELS Route 14 Service Provision	LAVTA	The WHEELS Route 14 provides service to residents and employees of the central district of Livermore by connecting low-income communities to employment opportunities and regional transportation services via the Livermore Transit Center. Funding request is for Rte 14 operations.		366,000			366,000	(1)
14	San Leandro "LINKS" Shuttle	San Leandro Transportation Mgmt Organization (SLTMO)/San Leandro	LINKS is a free shuttle service from the San Leandro BART station to businesses in West San Leandro. LINKS Shuttle runs two 32 passenger vehicles during commute hours between the San Leandro BART station and hundreds of employers in West San Leandro. Service is jointly managed by the SLTMO and the City of San Leandro. Request is for three years of service.		310,089	60,911		371,000	(14)(16)
15	Estuary Crossing Shuttle Service Extension	City of Alameda Public Works	The project would extend the existing Estuary Crossing Shuttle service an additional three years from August 2013 to August 2016. The proposed project includes multi-lingual outreach/marketing and a new bus stop at Willie Stargell Avenue and Fifth Street, which is adjacent to low-income public housing. Request is for three years of service.			187,957		187,957	
16	Operation Support for Route 2	Union City Transit, City of Union City	This request is for 1 year of Route 2 operations. The route serves Union City's low income areas and connects UC Intermodal Station with the Decoto neighborhood as well as job centers along Whipple Rd corridor.		115,666			115,666	(1)

County Bid Target N/A* 6,313,673 1,144,297 2,130,539

Proposed Programming 4,441,757
Unprogrammed Balance N/A* 6,313,673 1,144,297 2,130,539 14,030,266
- - - -

#	Project	Project Sponsor	Project Description	Fund Source				TOTAL Lifeline Funding	Notes
				1B	STA ¹	JARC ⁵	STP/CMAQ		
Contra Costa County									
17	Richmond BART Station Eastside Access Improvements	BART	Development of eastside of Richmond BART station including raising Nevin Walkway, adding an elevator, providing customer amenities, new bicycle and pedestrian pathways	1,500,000				1,500,000	
18	Pittsburg/Bay Point BART Station Wayfinding	BART	Comprehensive wayfinding program within the Pittsburg/Bay Point station including overhead signs, transit information displays, local area maps, and real time BART and bus information.	400,000				400,000	(2)
19	Concord BART Station Intermodal Improvements	BART	Upgrade to the Concord BART Station intermodal including additional lighting. This project may also include upgraded lighting within the existing garage.	400,000				400,000	
20	Bus shelters, Bus Pads, and Real Time Departure information	WestCAT	Purchase bus shelters, Real Time departure signs and solar equipment to power signs, and install at key locations throughout the WestCAT service area, including the Rodeo, Crockett, Hercules, Pinole, and Moltavin Manor communities.	-				-	(2), (24)
21	Dial-A-Ride Vehicle Replacements	WestCAT	Replacement of Dial-A-Ride Vehicles	147,335				147,335	(24)
22	Replacement Buses	County Connection	Procure replacement buses for use in service on Lifeline routes #14, 11, 314, 16, 18, 19, 308. The routes serve the Concord Monument Corridor and North Martinez.	484,534				484,534	(19)
(28) C	Contra Costa College Transit Center Improvements	AC Transit	Pavement, shelter improvements, real-time displays and amenities upgrades at Contra Costa College Transit Center.	160,000				160,000	(15)(25)
24	Park & Ride Facility	Tri Delta Transit	Design for new construction of recently purchased parcel of land in NW Antioch for use as a Park & Ride lot.	327,019				327,019	
25	Monument Neighborhood Shuttle	City of Concord	The shuttle will emphasize connections to job training, jobs and BART. It will also provide improved access to other Monument Corridor agencies and facilities that provide family support services to Monument residents. The shuttle service will be operated by a small business through the Monument Community Partnership, in partnership with the Michael Chavez Center for Economic Opportunity and the City of Concord, as part of a community service, employment opportunity, and training program.		161,648			161,648	(12)(16)
26	Preserve Operations in Community of Concern	County Connection	Preserve frequency and coverage on CCCTA routes #14, 11, 16, 18, 19, 314 and 31 6 which serve the Monument Corridor and downtown Martinez. These routes connect residents in two communities of concern to medical services, jobs, and employment.		707,302	150,055		857,357	(1)(12)
27	Route 200 and 201	Tri Delta Transit	Provide service between Bay Point and central Concord and Martinez. Input from the Bay Point community led to the development of route 201 and changes to Route 200 to better serve the community, including an estimated 1,600 high school students residing in Bay Point who attended Mt. Diablo High School in Concord. Both of these routes are also lifeline connections for non-students, providing service between Bay Point and important health care and social service destinations.		757,775	126,353		884,128	(1)(11)
28	KEYs Auto Loan Program	Contra Costa County Employment and Human Services Dept.	Provide CalWORKS participants who have been employed full time for three months with low interest loans to purchase vehicles through a bank partner. The proposed grant funds will allow EHSD to increase the maximum loan amount from \$4,000 to \$5,500.			129,500		129,500	
29	Canal Road Bike/Ped Improvements	Contra Costa County Public Works	Construct approximately 2,000 feet of a class II standard bike lane in both directions and an ADA accessible pedestrian path on the north side of Canal Road that will eliminate the existing gap in sidewalk from Emerald Cove Drive to Bel Air Elementary School.				1,000,000	1,000,000	

#	Project	Project Sponsor	Project Description	Fund Source				TOTAL Lifeline Funding	Notes
				1B	STA ¹	JARC ⁵	STP/CMAQ		
30	Preserve Operations in Community of Concern	AC Transit	Maintain existing services on the following routes that serve low income areas: 71, 76, 376, 800. All of the routes link low-income riders with employment centers, schools, retail, and services. The routes prioritized for funding are vulnerable to service cuts as a result of the projected budget shortfalls over the next three years.		984,087	299,353		1,283,440	(1)
31	Transbay Owl Express	BART	This project will provide express owl bus service departing from the Market Street corridor in downtown San Francisco from 12:30am - 1:45am to key BART stations along the Yellow (Concord) and Green (Fremont) BART lines on Friday and Saturday nights after the BART system has closed. This is a multicounty request. An additional \$298K is being provided by Alameda County. This is a one-year pilot project.		198,311			198,311	(1)(7)
32	C3 Operations	WestCAT	The C3 service operates between Hercules Transit Center and Contra Costa College in San Pablo. The route provides a link to the college for residents of the Bayo Vista community in Rodeo. The route also provides service to a number of work places along San Pablo Avenue and a direct link to the AC Transit 72/72 Rapid, which connects to job centers and regional medical facilities along San Pablo Avenue into Downtown Oakland.		201,325	75,007		276,332	(1)
33	Taxi Referral Program	Contra Costa County Employment and Human Services Dept. (via Tri Delta)	Provide taxi vouchers to people enrolled in CalWORKS as a way to provide transportation to jobs and job training. The service is a bridge until participants have worked long enough to qualify for the KEYS loan program.		126,353	147,832		274,185	(1)(11)(16)
34	Easy Go	City of Richmond	Improve mobility of low-income residents by providing car sharing, Bicycle program and Kids Cab program in South Richmond and North Richmond communities of concern. Utilize grant funds to expand Easy Go transportation resources to low-income residents of North and South Richmond, aimed at increasing mobility access to jobs and human and health services.			140,000	203,291	343,291	(4)
County Bid Target				N/A*	3,136,801	1,068,100	1,203,291		
Proposed Programming				3,418,888	3,136,801	1,068,100	1,203,291	8,827,080	
Unprogrammed Balance				N/A*	-	-	-	-	

#	Project	Project Sponsor	Project Description	Fund Source				TOTAL Lifeline Funding	Notes
				1B	STA ¹	JARC ⁵	STP/CMAQ		
Marin County									
35	Novato Bus Stop Improvement Project	Marin Transit	Install transit amenities at targeted local bus stops that include bus shelters, bus stop seating, lighting, and bus operational improvements. The first prioritized project is the Downtown Novato Transit Center located at Redwood Boulevard and Grant Avenue.	985,000				985,000	
36	Advanced Communications and Information System	GGBHTD	Systemwide improvements to GGBHTD's communication system, including voice and data radio communications; basic ITS components including Computer Aided Dispatch/Automatic Vehicle Location (CAD/AVL); real-time passenger information; dynamic message signs at selected transit centers, bus stops and other locations; on-board vehicle equipment.	492,729			233,728	726,457	(2)
37	Canal Neighborhood Transit Service	Marin Transit (via GGBHTD)	Transit service to the low income and minority population in the Canal Area of San Rafael on Routes 35 and 36.		413,894			413,894	(1)
38	Route 257 Shuttle	Marin Transit	Support Route 257 shuttle service to connect welfare and other low-income individuals to jobs and employment related services. Route 257 operates between Central San Rafael, employment and retail centers, Dominican University and the Marin Employment Connection site at the Health and Human Services campus.			238,867		238,867	
39	San Rafael School Shuttle	San Rafael Schools (via GGBHTD)	Enable Canal parents to participate in their children's education at San Pedro School by providing shuttle service and emergency taxi vouchers for low-income residents of the San Rafael Canal community (or nearby vicinity) to attend critical academic meetings and other school activities.		158,268			158,268	(1)
County Bid Target				N/A*	572,162	238,867	233,728		
Proposed Programming				1,477,729	572,162	238,867	233,728	2,522,486	
Unprogrammed Balance				N/A*	-	-	-	-	

#	Project	Project Sponsor	Project Description	Fund Source				TOTAL Lifeline Funding	Notes
				1B	STA ¹	JARC ⁵	STP/CMAQ		
Napa County									
40	Paratransit Vehicles	NCTPA	Purchase three (3) Vine Go paratransit vans to allow more appointments to be made and increase the efficiency of paratransit services. The project will give more mobility options to low-income residents with disabilities.	192,000				192,000	
41	Replacement Buses for American Canyon	NCTPA	Purchase two (2) replacement buses for American Canyon. New buses will improve the efficiency of the system and improve on-time performance.	192,000				192,000	
42	VINE Transit CAD/AVL System Part 1	NCTPA	Napa VINE identified the need to implement technological tools to assist in managing their operations and serving their customers through the collection, analysis and dissemination of reliable data on its existing fleet of transit vehicles. Based on this high priority need, Napa VINE will deploy a state-of-the-art Automatic Vehicle Location (AVL) System and Computer-Aided Dispatch (CAD) for fixed route and demand response fleets of vehicles.	213,647				213,647	(22)
43	Operating Assistance for new VINE Routes	NCTPA	Improve and expand service within the City of Napa. The new routes will address numerous issues listed in the community-based transportation plan, specifically improving travel times, connectivity between routes, frequency of buses, on-time performance, and a pulse system.		485,548			485,548	(1)
44	Community-Based Transportation Plan Update	NCTPA	Update Napa’s community-based transportation plan.				80,000	80,000	
45	ADA Bus Stop Upgrades	NCTPA	ADA and accessibility improvements at bus stops that are used on a frequent basis.				116,794	116,794	
County Bid Target				N/A*	485,548	-	196,794		
Proposed Programming				597,647	485,548	-	196,794	1,279,989	
Unprogrammed Balance				N/A*	-	-	-	-	

#	Project	Project Sponsor	Project Description	Fund Source				TOTAL Lifeline Funding	Notes
				1B	STA ¹	JARC ⁵	STP/CMAQ		
San Francisco County									
46	Mission Mobility Maximization	SFMTA	Enhancements to complement the transit service in the Mission Corridor (Routes 14, 14L, 14X, 49). The project includes colorizing existing dedicated transit lanes, transit signal priority, information panel and transit arrival prediction signs (NextMuni), vehicle branding, and enhanced stop identification. To the extent that funding is available, the project will also include Transit Only Lane Enforcement (TOLE) Cameras.	5,056,891				5,056,891	(2)(3)(9)
47	8X Mobility Maximization	SFMTA	Enhancements along the 8X Route to create and identify a premier transit service which will better serve current ridership, alleviate latent demand and accommodate greater demands in the future. This grant will focus on the southern portion of the 8X from City College to Silver and San Bruno, and the northern portion along Bryant, 3rd Street and Kearny. (The southbound segment in the downtown area will be addressed as part of a separate effort after the Central Subway Construction is completed.) The project includes colorizing existing dedicated transit lanes, transit signal priority, information panel and transit arrival prediction signs (NextMuni), vehicle branding, enhanced stop identification, Transit Only Lane Enforcement Cameras, and improvements at the Balboa Park Station Area and Plaza (pedestrian improvements, lighting, and wayfinding).	5,285,000				5,285,000	(2)(3)(9)(20)
48	Mission Bay Loop	SFMTA	Install a single-track transit loop on Third Street at 18th and 19th Streets to allow the T-Third line to turnaround mid-route and thus enable a significant increase in transit frequencies between Mission Bay, South of Market, and downtown neighborhoods, as well as Chinatown upon completion of the Central Subway project.	1,381,539				1,381,539	(9)
49	Station Wayfinding and Bicycle Parking at San Francisco BART Stations	BART	Wayfinding improvements, including installation of signage and real time information, at 16th Street, 24th Street, and Balboa Park BART stations. Purchase & installation of bicycle lockers at Balboa Park and Glen Park BART Stations. Addition of between 150-175 spaces in a new Bike Station at the Civic Center BART Station.	2,143,650				2,143,650	(2)
50	Continuation of Bus Restoration Project	SFMTA	Continue for two years the expanded service levels and late-night service provided for six bus routes that serve low income communities: 19-Polk, 21-Hayes, 27-Bryant, 29-Sunset, 44-O'Shaughnessy, and 54-Felton.		957,620	1,200,942		2,158,562	(1)(10)
51	Route 108 Treasure Island Enhanced Service	SFMTA	Continue providing more frequent peak period and all night service on Route 108-Treasure Island, the only 24/7 transit service to the island, for two years.		800,000			800,000	(1)(10)
52	Route 29 Reliability Improvement	SFMTA	Continue providing more frequent service on 29-Sunset route to increase reliability for two years.		800,000			800,000	(1)(10)
53	Free Muni for Low Income Youth Pilot Program	SFMTA	The Free Muni for Low Income Youth pilot program is a 22-month program to provide a free Muni pass for low income youth at an estimated cost of \$9.9 million.		400,000			400,000	(1)
54	Eddy and Ellis Traffic Calming Improvements	SFMTA	Implement pedestrian and traffic calming improvements along Eddy and Ellis Streets as proposed through the Tenderloin-Little Saigon Neighborhood Transportation Plan, including: 1) the conversion of Ellis and Eddy Streets from one-way streets to two-way streets, 2) full signal upgrades at the intersections of Eddy/Taylor and Ellis/Taylor, including pedestrian countdown signals, and 3) bulbouts at Eddy/Leavenworth and Ellis/Taylor.				1,175,105		(13)

County Bid Target	N/A*	2,957,620	1,200,942	1,175,105	
Proposed Programming	13,867,080	2,957,620	1,200,942	1,175,105	19,200,747
Unprogrammed Balance	N/A*	-	-	-	-

#	Project	Project Sponsor	Project Description	Fund Source				TOTAL Lifeline Funding	Notes
				1B	STA ¹	JARC ⁵	STP/CMAQ		
San Mateo County									
55	Replacement Fixed Route Vehicles	SamTrans	Replace a portion of the 1998 40-foot Gillig Bus Fleet. The 1998 Gillig fixed route buses operate on all routes throughout the urbanized portion of San Mateo County.	1,821,373				1,821,373	(23)
56	Electronic Bicycle Lockers at San Bruno BART Station	BART	Purchase and install five (5) quads of electronic bicycle lockers at the San Bruno BART station.	32,000				32,000	
57	Fixed Route 17	SamTrans	Continue funding the operation of existing Lifeline funded expanded fixed route bus service for SamTrans Route 17 on the Coastside of San Mateo County. The expanded service provides service to Montara, additional peak commute period service, Sunday service, and later evening hours 7 days a week.		500,079			500,079	(1) (26)
58	Ways to Work Auto Loans for purchase or repair of vehicles	Peninsula Family Services	Continue the Ways to Work Family Loan Program in San Mateo County. Ways to Work provides affordable loans for the purchase or repair of a car for qualified individuals needing reliable transportation in order to maintain employment, attend training, and care for a dependent child or older relative.			375,000		375,000	
59	Middlefield/Woodside Rd (SR 84) Intersection Improvements	City of Redwood City	Increase access, safety and mobility in the North Fair Oaks community of concern by constructing crosswalks, sidewalks, accessible curb ramps, pedestrian countdown signals, bicycle signal detection, street lighting, etc. at the Middlefield Road and Woodside Road (State Route 84) intersection to allow low income, minority residents to walk and bike across Woodside Road.				339,924	339,924	
60	North Central Ped Infrastructure Improvements	City of San Mateo	Improve the mobility of the low-income residents of the North Central neighborhood with the initiation of the \$1.5 Million North Central Pedestrian Infrastructure Improvement Program – Phase I. Phase I includes pedestrian infrastructure improvements south of Cypress Avenue in North Central.				339,924	339,924	(1)(5)
61	Coast Service On-Demand	SamTrans	Continue funding the operation of SamCoast, a general public demand response system on the Coastside of San Mateo County centered in Pescadero.		300,000			300,000	(1)
62	Bus Passes and Tickets for Low Income Families	San Mateo Human Services Agency (via SamTrans local agency fund exchange)	This project will provide bus tokens, bus tickets and bus passes for low-income families, and individuals participating in Self-Sufficiency and Family Strengthening activities such as: employment seeking, employment workshops, skill based training programs, emergency and health related needs, parenting skills workshops, anger management classes, and family counseling.		300,000			300,000	(1)
63	Community Learning Center Public Transportation Workshops	City of South San Francisco (via SamTrans)	Develop curriculum and present public transportation workshops to low-income residents. Create instructional, outreach, evaluation and publicity materials that can be used to serve low-income residents throughout the county. Technology resources such as 511.org will be used by participants.		210,000			210,000	(1)

#	Project	Project Sponsor	Project Description	Fund Source				TOTAL Lifeline Funding	Notes
				1B	STA ¹	JARC ⁵	STP/CMAQ		
64	Midday Shuttle Belle Haven Community and Other Communities	City of Menlo Park (via SamTrans)	The Menlo Park Midday Shuttle operates along a fixed route throughout the City, including the City's redevelopment area, which includes the low-income Belle Haven community. The shuttle provides access to essential destinations including the City's downtown civic center, medical offices, community centers, shopping centers, Caltrain station, and Stanford Medical Center.		240,820			240,820	(1)(5)
65	North Fair Oaks On-Demand Shuttle	City of Redwood City (via SamTrans)	Provide shuttle transportation to basic services such as shopping and medical facilities in the North Fair Oaks community of concern during non-commute hours.		129,896			129,896	(1)(5)(26)
66	Weekday Community Shuttle	City of East Palo Alto	Continue a weekday community shuttle, which provides residents access to job training, academic enrichment, shopping and transportation. The Weekday Community Shuttle connects East Palo Alto residents to Caltrain, and has the largest ridership of all the East Palo Alto shuttles.			123,368		123,368	
67	Weekday Evening Shuttle	City of East Palo Alto	Continue a weekday evening shuttle, which provides residents access to job training, academic enrichment, shopping and transportation. The Weekday Evening Shuttle provides weekday evening services to commuters.			76,871		76,871	
68	Taxi Vouchers for Low Income Program Participants	San Mateo Human Services Agency	Provide emergency taxi vouchers for low-income youth, families, and individuals in need of emergency transportation assistance where a bus pass or ticket cannot provide the transportation in a timely or appropriate manner.			60,000		60,000	
69	Weekend Shuttle	City of East Palo Alto	Continue a weekend shuttle, which provides residents access to job training, academic enrichment, shopping and transportation. The Weekend Shuttle connects EPA residents to Caltrain on the weekend.			59,557		59,557	
70	San Carlos Transit Center	SamTrans	The San Carlos Transit Center project will enhance an existing multi-modal transit center to facilitate improved safety and connections between SamTrans fixed route bus service, Caltrain commuter rail, local shuttles and pedestrians and bicyclists. The proposed improvements provide for new and relocated bus stops, relocated shuttle and taxi stops/queuing spaces, and pedestrian pathways.	451,324				451,324	(23)
County Bid Target				N/A*	1,680,795	694,796	679,848		
Proposed Programming				2,304,697	1,680,795	694,796	679,848	5,360,136	
Unprogrammed Balance				N/A*	-	-	-	-	

#	Project	Project Sponsor	Project Description	Fund Source				TOTAL Lifeline Funding	Notes
				1B	STA ¹	JARC ⁵	STP/CMAQ		
Santa Clara County									
70	Alum Rock Rapid Transit Bus Purchase	MTA	Purchase hybrid diesel-electric express transit buses to operate on the new Santa Clara Street/Alum Rock Avenue Rapid Transit line. The project will provide over 2 million passenger trips per year to low income riders.	9,186,049				9,186,049	(3)
71	Family Transportation Services	Outreach & Escort, Inc.	Provide a range of no-cost transportation alternatives for CalWORKs participants, veterans, older adults and other low-income individuals to assist them in finding and retaining employment. Services include: door-to-door rides to work, training, school and/or support services; support of public transit use; and vehicle repairs.		601,161	1,236,573		1,837,734	(1)(16)(28)
72	American with Disabilities Act Transition Plan Program	MTA	The goals and objectives of this project are to enhance access to MTA's accessible transportation services by removing barriers that might dissuade persons with disabilities from using fixed route service. MTA will engage with the public to develop a schedule and budget to remove those barriers. More than 300 bus stops, at least five transit centers, two customer service centers, and MTA's administrative offices will be fully accessible.		340,668			340,668	(28)
73	Foster Grandparent/Senior Companion	Seniors Council	Provide very low-income foster grandparent and senior companions--who serve as drivers, mentors, tutors, companions, and care givers--with financial reimbursement for work-related mileage. Place the foster grandparents/senior companions serving their communities in work sites as close as possible to their home to mitigate work transportation needs.			83,287		83,287	
74	Senior Transportation & Resources	Outreach & Escort, Inc.	Provide door-to-door transportation and other mobility alternatives that prevent isolation and enable the County's older adults to maintain their necessary schedules and appointments with a sense of independence. A major component of this project is the cooperative working relationships with senior centers that resulted in a successful shared ride program.		3,075,908			3,075,908	(1)
75	Together We Ride	Outreach & Escort, Inc.	Provide transportation assistance to the homeless, veterans, emancipated foster youth, refugees, and persons with disabilities and other vulnerable populations in the county's Communities of Concern. The program offers demand-response (dial-a-ride) services not available by fixed route public transit; shared rides/carpools; group trips. Services are provided at no-cost to low-income riders every day of the year.		1,711,015			1,711,015	(1)
76	East San Jose Pedestrian Improvements	Santa Clara County Roads and Airports	Construct sidewalk improvements and enhance ADA access along nine county-maintained roads in Alum Rock neighborhoods. The pedestrian enhancements will improve access to transit stops along White Road, Alum Rock Avenue (State Route 130), and McKee Road/Toyon Avenue.				2,127,977	2,127,977	
County Bid Target				N/A*	5,728,752	1,319,860	2,127,977		
Proposed Programming				9,186,049	5,728,752	1,319,860	2,127,977	18,362,638	
Unprogrammed Balance				N/A*	-	-	-	-	

#	Project	Project Sponsor	Project Description	Fund Source				TOTAL Lifeline Funding	Notes
				1B	STA ¹	JARC ⁵	STP/CMAQ		
Solano County									
77	Local Bus Replacement	Fairfield and Suisun Transit	Replace six (6) local diesel buses with hybrid diesel electric fuel buses.	547,328			481,368	1,028,696	
78	Intercity Bus Replacement	SolTrans	Replace three (3) intercity diesel buses with hybrid diesel electric fuel buses.	1,000,000				1,000,000	
79	Sustaining Route 1	SolTrans	Route 1 serves a large low income population centered around downtown Vallejo and the north/south corridor along Sonoma Blvd. Route 1 includes Vallejo Middle and Senior High schools, three key shopping centers and Curtola Park and Ride. This funding would aid in retaining service.		500,000			500,000	(1)
80	Sustaining Route 85	SolTrans	Route 85 provides local service within the City of Vallejo on a low income corridor. This intercity route provides critical transportation between Vallejo and Fairfield to reach employment, medical services and Solano Community College. This funding will be aid in sustaining service.		250,000			250,000	(1)
81	Route 30 Saturday Service	Fairfield and Suisun Transit	Route 30 service on Saturday provide connection between Fairfield, Vacaville, Dixon, and the UC Davis. In Dixon's CBTP, lack of Saturday Service was one of the major transportation gaps.		120,000			120,000	(1)
82	Sustaining Span of Service	SolTrans	To meet ongoing budget pressures and to attain a sustainable service, service is proposed to start later in the morning and end earlier in the evening. This funding would aid in retaining the current span of service.		419,884			419,884	(1)
83	Safe Routes to School (SRTS) Infrastructure Improvements Project	City of Vacaville	Improve sidewalks and bicycle routes to Vacaville High School and Foxboro Elementary School, and improve access to the adjacent transit center located at Cernon Street and West Monte Vista Avenue.				40,000	40,000	(18)
County Bid Target				1,547,328	1,289,884	-	521,368		
Proposed Programming				1,547,328	1,289,884	-	521,368	3,358,580	
Unprogrammed Balance				-	-	-	-	-	

#	Project	Project Sponsor	Project Description	Fund Source				TOTAL Lifeline Funding	Notes
				1B	STA ¹	JARC ⁵	STP/CMAQ		
Sonoma County									
84	Bus Stop Improvements	Petaluma Transit	Purchase and install up to ten (10) bus shelters at locations in Petaluma that predominantly serve low-income riders. The shelters will support Petaluma Transit routes 2, 11, 24.	76,734				76,734	
85	Vehicle Replacements, Security Cameras, Lighting Improvements at Southside Transfer Center	Santa Rosa CityBus	Replace up to five (5) fixed route buses serving Lifeline routes and six (6) paratransit vehicles serving low-income seniors and persons with disabilities; Replace recording units for onboard security cameras; Lighting improvements at the CityBus Southside Transfer Center in Roseland.	1,268,194				1,268,194	
86	Bus Stop Improvements	Sonoma County Transit	Make enhancements at various bus stops located throughout the Sonoma County Transit and Healdsburg Transit service areas, particularly those in the CBTP areas of Healdsburg, Lower Russian River, and The Springs. Enhancements include installation of new and/or	200,000				200,000	
87	Vehicle Purchase	Sonoma County Transit	Purchase one (1) 40-foot CNG transit coach.	393,864				393,864	
88	Enhanced Automatic Vehicle Location (AVL) and Real-Time Transit Information Program	Santa Rosa CityBus	Implement an Automatic Vehicle Location and Real-time Transit Information Program serving patrons of Santa Rosa CityBus. The goals of the project are to improve service reliability and on-time performance, make real-time transit information widely available in a range of formats, enhance transit security, and improve planning and scheduling.						(2)(6)(8)
89	Roseland Lifeline Operations	Santa Rosa CityBus	Support continued operation of improved transit services in the Roseland community, including service on routes 9, 12, and 19.		537,614	405,987		943,601	(1)(8)(16)
90	Added Capacity on Lifeline Routes 20, 30 & 60	Sonoma County Transit	Support Sonoma County Transit's designated Lifeline routes 20, 30, and 60, including adding capacity during peak commute times.		1,199,831			1,199,831	(1)
91	Healdsburg Pedestrian Safety & Access Improvements	City of Healdsburg	Construct supportive infrastructure to enhance pedestrian mobility and safety between low income areas and various activity centers. This project includes access and safety improvements linking the High School, Junior High School and Sonoma County Healdsburg Library; and installation of a high-intensity activated crosswalk (HAWK) signal proposed at the main entrance to the Healdsburg High School at Powell Ave				202,937	202,937	
92	Central Sonoma Valley Trail	Sonoma County Regional Parks	Construct 0.42 mile of Class I trail in Central Sonoma Valley, creating a safe route parallel to busy Highway 12 for pedestrians and bicyclists. This project will connect Flowery Elementary School, Larson Park, Maxwell Farms Regional Park, and the Boys and Girls Club.				500,000	500,000	
County Bid Target				1,938,792	1,737,445	405,987	702,937		
Proposed Programming				1,938,792	1,737,445	405,987	702,937	4,785,161	
Unprogrammed Balance				-	-	-	-	-	

#	Project	Project Sponsor	Project Description	Fund Source				TOTAL Lifeline Funding	Notes
				1B	STA ¹	JARC ⁵	STP/CMAQ		
Multi-County & Regional Projects									
93	Bus shelters at BART Stations	BART	Bus shelters at various BART stations in communities of concern for ADA patrons.	100,000				100,000	
94	Internal Text Messaging Signs	AC Transit	Purchase and install text-based LED signs on the balance of AC Transit's revenue vehicle fleet. The internal text messaging signs provide bus stop and route information to assist hearing impaired riders.	-				-	(2) (15)
94	San Pablo and Telegraph Rapid Bus Upgrade	AC Transit	Upgrades include Transit Signal Priority (TSP) equipment and optimized bus stop locations. Along the Berkeley South side Transit Lane, the project will add one mile of red transit lanes.	500,000				500,000	(15)(25)
95	East Bay Bus Rapid Transit (BRT) Vehicles, Design & Construction	AC Transit	Procure (27) 60' Diesel Electric Hybrid for BRT Service, Design and Construct the East Bay BRT Project	7,140,000				7,140,000	(17) (27)
96	Means-Based Discount Project	MTC	Development and implementation of a regional means-based discount. In Phase 1, MTC will develop the regional concept, including identifying who is eligible, costs, funding, relationship to other discounts, etc. MTC will convene a regional Technical Advisory Committee to assist with scope development and project oversight. Depending on the results of Phase 1, the remaining funds from the \$1 million set-aside will be used for	-	308,575	-	-	308,575	(1)(16)
96	Administration & Technical Assistance	MTC	Consistent with federal JARC guidance, five percent of the region's FY11, FY12 and FY13 JARC apportionments has been set aside to fund administration and technical assistance for three years.		-	317,798		317,798	(16) (21)
97	Community-Based Transportation Planning (CBTP) Program Update	MTC	The CBTP Program provides funding to CMAs for planning efforts in Communities of Concern and other transportation-disadvantaged areas. The goal of the program is to develop projects to mitigate existing transportation gaps in those communities. The updated CBTP Program will provide funding to CMAs to develop new plans or to update existing plans.		89,013			89,013	(21)
Multi-County & Regional Target				N/A*	397,588	317,798	-		
Proposed Programming				7,740,000	397,588	317,798	-	8,455,386	
Unprogrammed Balance				N/A*	-	-	-	-	
Regional Grand Totals									
Lifeline Program Revenue Sources				46,519,967	24,300,268	6,390,647	8,971,587	86,182,469	
Total Proposed Programming				46,519,967	24,300,268	6,390,647	8,971,587	86,182,469	
Unprogrammed Balance				-	-	-	-	-	

Third Cycle Lifeline Program of Projects (FY 2011-2013)

* In most cases, Proposition 1B Transit funds were allocated directly to transit operators by MTC. Upon concurrence from the applicable CMA, transit operators programmed funds to any capital project that was consistent with the Lifeline Transportation Program and goals, and was eligible for the Proposition 1B funds. In Solano and Sonoma Counties, the CMA programmed the Proposition 1B funds to transit operator projects.

Notes

- (1) On 10/23/13, the STA amounts were updated to reflect FY2012 & FY2013 actual revenues, including FY2012 and FY2013 interest. The County Lifeline Program Administrators (LPAs) had originally programmed 95 percent of their county's estimated two-year STA amount, and then developed a contingency plan for the remaining five percent should it be available. The actual two-year revenues plus interest were sufficient to fully fund the 95 percent program, and to provide partial funding to the contingency projects that had been previously identified by the County LPAs.
- (2) Comply with MTC Resolution 3866, Revised (Transit Coordination Implementation Plan) where applicable, including but not limited to Clipper, 511, real-time transit information and wayfinding signage. For wayfinding signage, project sponsors are expected to follow the regional sign standard developed by MTC, with the exception of wayfinding kiosks and transit information displays which are optional (note that MTC is unable to support maintenance of these signs if installed). For real-time transit information displays at multi-agency transfer stations/stops, project sponsors must work with MTC to determine the appropriate 511 real-time transit sign design to use. MTC Res. 3866, Revised is available at <http://www.mtc.ca.gov/planning/tcip/>. Consult with project-specific MTC staff during project planning to further assess the applicability of Res. 3866, Revised and how to implement specific aspects of the project.
- (3) On 5/9/12, staff recommended SFMTA's and VTA's Proposition 1B projects for deferral (not programming) pending resolution of youth/low income free fare funding discussions. Projects were recommended for funding on 6/13/12.
- (4) On 6/13/12, staff recommended deferral of funding for the Richmond Easy Go project in order to clarify eligibility issues. Project was recommended for funding on 7/11/12.
- (5) JARC funds include FTA Section 5316 funds apportioned in FY12 and Section 5307 funds apportioned in FY13 and FY14. For more information regarding the FY2013 Section 5307 funds, see the Transit Capital Priorities (TCP) Process and Criteria for FY 2012-13 & FY 2013-14 (MTC Resolution No. 4072) and the TCP Program for FY 2012-13 & FY 2013-14 (MTC Resolution No. 4084).
- (6) Project must follow the requirements in Attachment A of the *Phase II Call for Projects: 2012 RM2 Real-time Transit Information Grant Program*
- (7) On 6/13/12, staff recommended deferral of funding for BART's Transbay Owl Express in order to work with counties and sponsor to address issues. Project was recommended for funding on 7/11/12.
- (8) On 12/19/12, \$405,987 in JARC funding was transferred from Santa Rosa CityBus Enhanced Automatic Vehicle Location (AVL) and Real-Time Transit Information Program and reprogrammed to CityBus Roseland Lifeline Operations.
- (9) On 12/19/12, SFMTA's 8X Mobility Maximization Proposition 1B amount was reduced from \$9,310,080 to \$5,285,000, SFMTA's Mission Mobility Maximization Proposition 1B amount was increased from \$2,413,350 to \$5,056,891, and a new Lifeline-eligible project, the Mission Bay Loop, was programmed \$1,381,539 in Proposition 1B funds. CMA Concurrence for SFMTA's Proposition 1B projects is expected in December 2012. MTC approval is contingent on receiving that board approval.
- (10) San Francisco County STA projects were recommended for funding in December 2012.
- (11) On 4/24/13, \$126,353 in JARC funding was transferred from Contra Costa County Employment & Human Services Taxi Referral Program to Tri Delta Transit for Route 200 & 201. \$126,353 in STA funding was transferred from Tri Delta Transit Route 200 & 201 to Contra Costa County Employment & Human Services Department Taxi Referral Program, as a pass through from Tri Delta Transit.
- (12) On 4/24/13, \$150,055 in JARC funding was transferred from City of Concord Monument Neighborhood Shuttle to County Connection Preserve Operations in Community Concern project. \$150,055 in local Measure J funds will be programmed to the Monument Neighborhood Shuttle by the Contra Costa Transportation Authority.
- (13) SFCTA Board approval for SFMTA's STP/CMAQ project was received in April 2013.
- (14) On 10/23/13, \$35,000 in JARC funding was transferred from Cycles of Change's Neighborhood Bike Centers project to the San Leandro TMO LINKS Shuttle. This modification pays LINKS back from funds borrowed by Cycles in 2012, LTP2 JARC funds.
- (15) On 12/18/13, \$500,000 in Proposition 1B funding was transferred from AC Transit's Internal Text Messaging Signs project to the Contra Costa College Transit Center Improvements project. This modification is due to cost savings on the Internal Text Messaging Signs project and will allow the scope of the Transit Center Improvements project to include real-time displays and amenities upgrades.
- (16) On 2/26/14 \$1,745,579 in STA funds were redirected to five projects impacted by the loss of JARC funds: Oakland Broadway Shuttle, \$723,000; San Leandro "LINKS" Shuttle, \$310,089; Concord Monument Neighborhood Shuttle, \$161,648; Outreach Family Transportation Services, \$461,829; and MTC Admin & Tech. Asst., \$89,013. The STA funds were from the Means-Based Fare Study (\$691,745) and the FY14 STA Lifeline category (\$1,053,834). Additionally, JARC funds were replaced with 5307 FY14 funds on the following projects: Contra Costa County Taxi Referral Program, \$37,884; AC Transit Preserve Ops in Comm of Concern, \$45,986; and Santa Rosa Roseland Operations, \$124,214.
- (17) On 7/23/14, AC Transit's East Bay Bus Rapid Transit (BRT) project was revised to add a design and construction component to the existing vehicle purchase component.
- (18) On 11/19/14, the City of Vacaville's Accessible Paths to Transit project was replaced with the Safe Routes to School (SRTS) Infrastructure Improvements Project.
- (19) As of 11/19/14, CCCTA's original bus replacement project was delivered using alternative funds because the Lifeline Prop 1B funds were not available at the time of procurement, partly due to the delay in available bond proceeds. The \$484,534 in Lifeline Prop 1B funds will be used in a future vehicle procurement (anticipated FY2014-15), which will serve the same areas (Concord Monument Corridor and North Martinez).
- (20) On 11/19/14, SFMTA's 8X Mobility Maximization project scope was expanded to include improvements at the Balboa Park Station Area and Plaza.
- (21) On 7/22/15, \$89,013 in STA funds that had originally been set aside and allocated for MTC administration and technical assistance in FY 2014, but had not been needed for that purpose, were re-programmed to the Community Based Transportation Planning (CBTP) program.
- (22) On 3/23/16, \$213,647 in Proposition 1B funds were redirected from the cancelled Napa Valley College Northbound Shelter project to the newly added VINE Transit CAD/AVL System Part 1 project. VINE Transit CAD/AVL project is also a Lifeline Cycle 4 project.
- (23) On 3/23/16, \$451,324 in Proposition 1B funds were redirected from the SamTrans' Replacement Fixed Route Vehicles project to the newly added San Carlos Transit Center project.

Third Cycle Lifeline Program of Projects (FY 2011-2013)

- (24) On 6/22/16, \$147,335 in Proposition 1B funds were reprogramed from the cancelled WestCAT Purchase and Installation of Bus Shelters project to the newly added Dial-A-Ride Replacement Vehicles project (also a Lifeline Cycle 4 project).
- (25) On 6/27/18, \$500,000 in Proposition 1B funds were redirected from the reduced project scope for the Contra Costa Community College Transit Center Improvement project to the newly added San Pablo and Telegraph Rapid Bus Upgrade project.
See also MTC Reso. No. 3880, Revised, Proposition 1B - Regional Transit Program.
- (26) On 6/27/18, \$93,031 in project cost savings in State Transit Assistance funds from the City of Redwood City North Fair Oaks On-Demand Shuttle were redirected to the Lifeline Transportation Program Cycle 3, Route 17 project (on the Coastside of San Mateo County).
- (27) On 6/27/18, \$2.1M in Proposition 1B PTMISEA funds were redirected from the AC Transit San Leandro BART Station Terminus project (LTP Cycle 3) to the AC Transit East Bay Bus Rapid Transit (EBBRT) Vehicles, Design and Construction project.
The EBBRT Vehicles, Design and Construction project is also a Lifeline Transportation Program Cycle 4 project.
- (28) On 6/24/20, \$340,668 in State Transit Assitance (STA) funds were redirected from the cancelled Outreach & Escort, Inc. - Family Transportation Services project to the VTA American with Disabilities Act Transition Plan program.

Date:	March 25, 2015	
W.I.:	1311	
Referred by:	PAC	
Revised:	04/22/15-C	07/22/15-C
	05/25/16-C	05/24/17-C
	12/19/18-C	06/24/20-C

ABSTRACT

Resolution No. 4179, Revised

This resolution adopts the FY2013-14 through FY2015-16 Program of Projects for MTC's Cycle 4 Lifeline Transportation Program, funded with State Transit Assistance (STA), Proposition 1B Transit, and FTA Section 5307 Urbanized Area/Job Access Reverse Commute (JARC) funds. The initial program consists of \$4.9 million in Proposition 1B Transit funds programmed to AC Transit, NCTPA and CCCTA. This resolution will be amended to add the remainder of the Cycle 4 program in April 2015.

The evaluation criteria established in Resolution 4159 were used by the local entities administering the program to develop the program of projects.

The following attachments are provided with this resolution:

Attachment A — Cycle 4 Lifeline Transportation Program of Projects -
FY2014 - FY2016

This resolution was amended on April 22, 2015 to add approximately \$59 million in programming for STA, 5307/JARC and Proposition 1B projects.

This resolution was amended on July 22, 2015 to add two pedestrian/bicycle projects in Napa County, and to add three operations projects in Marin County.

This resolution was amended on May 25, 2016 to program \$528,650 in State Transit Assistance funds to Marin Transit, which involves a funding exchange with local Measure A funds through the Transportation Authority of Marin.

This resolution was amended on May 24, 2017 to reflect programming changes in the Lifeline Transportation Cycle 4 Program for AC Transit, to add the East Bay Bus Rapid Transit (BRT) Vehicles, Design & Construction project to the FY 2014-15 Proposition 1B project list and Lifeline Transportation Cycle 4 project list, and to transfer \$1,000,000 in cost savings from AC Transit's Vehicle Replacement project to AC Transit's BRT project. The BRT is a Lifeline Transportation Cycle 3 project.

This resolution was amended on December 19, 2018 to reflect programming changes in the Lifeline Transportation Cycle 4 Program for San Mateo and Santa Clara Counties. These changes include for San Mateo County, to transfer \$300,000 in State Transit Assistance funds from the Mobility Management/Transportation Voucher program to the added Cycle 4 Menlo Park Crosstown Shuttle; and for Santa Clara County, to transfer \$1,308,909 in FTA 5307 funds from Outreach and Escort's Family Transportation Services to the added Cycle 4 Valley Transportation Authority's Mobility Assistance Program.

This resolution was amended on June 24, 2020 to reflect programming changes in the Lifeline Transportation Cycle 4 Program for Outreach & Escort, Inc. in Santa Clara County. Changes include redirecting STA funds of \$1,000,000 from the cancelled Family Transportation Services project to the added Cycle 4 VTA Route 22 Overnight Service and redirecting \$2,132,935 from the Senior Transportation & Resources project and \$1,463,608 from the Together We Ride project to the VTA Americans with Disabilities Act Transition Plan program.

Further discussion of this action is contained in the Programming and Allocations Committee summary sheets dated March 11, 2015, April 8, 2015, July 8, 2015, May 11, 2016, May 10, 2017, December 12, 2018, and June 10, 2020.

Date: March 25, 2015
W.I.: 1311
Referred by: PAC

RE: Cycle 4 Lifeline Transportation Program of Projects – FY2014 – FY2016

METROPOLITAN TRANSPORTATION COMMISSION
RESOLUTION NO. 4179

WHEREAS, the Metropolitan Transportation Commission (MTC) is the regional transportation planning agency for the San Francisco Bay Area pursuant to Government Code § 66500 et seq.; and

WHEREAS, MTC adopted Resolution 4159, which establishes program guidelines to be used for the funding and oversight of the Cycle 4 Lifeline Transportation Program, Fiscal Years 2014-2016; and

WHEREAS, MTC used the process and criteria set forth in Attachment A of Resolution 4159 to fund a Program of Projects for the Cycle 4 Lifeline Transportation Program with State Transit Assistance (STA), Proposition 1B Transit, and Section 5307 Urbanized Area/Job Access Reverse Commute (JARC) funds; and

WHEREAS, the Cycle 4 Lifeline Transportation Program of Projects is set forth in Attachment A of this resolution, attached hereto and incorporated herein as though set forth at length; now therefore be it

RESOLVED, that MTC approves the Program of Projects for the Cycle 4 Lifeline Transportation Program, as set forth in Attachment A of this resolution; and be it further

RESOLVED, that the Executive Director shall forward a copy of this resolution, and such other information as may be required, to the Governor, Caltrans, and to such other agencies as may be appropriate.

METROPOLITAN TRANSPORTATION COMMISSION



Dave Cortese, Chair

The above resolution was entered into by the Metropolitan Transportation Commission at a regular meeting of the Commission held in Oakland, California, on March 25, 2015.

Cycle 4 Lifeline Transportation Program of Projects (FY 2014-2016)

#	Project	Project Sponsor	Project Description	Fund Source				TOTAL Lifeline Funding	Notes
				1B	STA (95%) ¹	STA (5% Conting.) ¹	5307/JARC		
Alameda County									
1	Preservation of Existing Services in Communities of Concern	AC Transit	The Lifeline funds will be used to restructure and/or continue existing service to several key Communities of Concern in the Southern, Central and Northern portions of Alameda County. Project routes to be funded include Lines 31, 40, 45, 62, 98, 800 and 801.Request is for 3 years of service.		3,583,129		1,416,871	5,000,000	
2	A Quicker, Safer Trip to the Library to Promote Literacy	Oakland Public Library, City of Oakland (via BART)	"A Quicker, Safer Trip to the Library to Promote Literacy" will transport preschool and kindergarten students, teachers and interested parents by bus to the West Oakland Library for story time and to check out library books. Program will transport approximately 7 classes per week to the library by bus. Request is for 3 years of program operations.		249,813			249,813	
3	Ashland and Cherryland Transit Access Improvements	Alameda County Public Works (via AC Transit)	This capital project will close gaps in existing sidewalks to improve the pedestrian access to transit routes, and subsequently to jobs, in the Ashland and Cherryland unincorporated areas. The project areas are along 164th Avenue between 14th St and Liberty Ave and on Blossom Way between Meekland and Haviland Aves. The project will also provide needed bus shelters.		450,000			450,000	
4	Additional Preservation of Existing Services in Communities of Concern	AC Transit	The Lifeline funds will be used to restructure and/or continue existing service to several key Communities of concern in the Southern, Central and Northern portions of Alameda County. Project routes to be funded include Lines 1/1R, 14, 73, and 88. Request is for 3 years of service.		1,740,785	349,062		2,089,847	
5	WHEELS Route 14 Operating Assistance	LAVTA	The WHEELS Route 14 provides essential transportation service to residents and employees of the Central District of Livermore by connecting low-income communities to employment opportunities and regional transportation services via the Livermore Transit Center. Funding request is for Rte 14 operations which has previously received both Lifeline and JARC funding. Request is for 2 years of service.		388,467		129,033	517,500	
6	City of Oakland Broadway Shuttle	City of Oakland (via AC Transit)	The B Shuttle provides a key “last-mile” link in downtown Oakland to AC Transit’s Uptown Transit Center, two BART stations, Amtrak Capitol Corridor and the SF Bay Ferry. The Broadway Shuttle currently operates Monday-Thursday 7am-10pm; Friday 7am-1am; and Saturday 6pm-1am, every 10-15 minutes. Daytime service runs between Embarcadero West (Jack London Square) and Grand Avenue. After 7pm, service runs between Jack London Square and 27th Street. Request is for 3 years of program operations.				405,368	405,368	
7	Operations Support for Route 2	Union City Transit, City of Union City	Service operations for Route 2, the main east-west route in the area that connects the Union City Intermodal Station with job centers along the Whipple Road corridor. The route runs six days a week from approximately 5:15am to 10pm weekdays and 7:30am to 7pm on Saturdays. The Lifeline request is for 3 years of service.		220,000			220,000	
8	Transit Center Upgrades and Improvements	LAVTA	Repair and improve facilities and external amenities at the Livermore Transit Center. The Transit Center serves as an intermodal local and regional connection providing residents with access to jobs, services, and community opportunities. LAVTA's 2007 ridership study shows that 41% of Wheels riders report a household income below \$15,000. For riders identifying transit as their sole mode of transportation, the low income ridership number rises to 58%.	125,625				125,625	
9	19th Street Wayfinding and Lighting	BART	Project will provide wayfinding signage throughout 19th Street Station and LED pedestrian lighting at 19th Street Station entrances. Distribute 100+ signs at the street, concourse, mid-platform, and lower platform levels at 19th Station. This is almost double the number of signs required at most BART stations, as this station has an extra platform level. Project will also include six street-level station identification pylons; and real-time transit displays and transit information displays at the concourse level.	2,072,000				2,072,000	
County Bid Target				N/A*	6,632,194	349,062	1,951,272		
Proposed Programming				2,197,625	6,632,194	349,062	1,951,272	11,130,153	
Unprogrammed Balance				N/A*	-	-	-	-	

Cycle 4 Lifeline Transportation Program of Projects (FY 2014-2016)

#	Project	Project Sponsor	Project Description	Fund Source				TOTAL Lifeline Funding	Notes
				1B	STA (95%) ¹	STA (5% Conting.) ¹	5307/JARC		
Contra Costa County									
10	Preserve Operations in Community of Concern	County Connection (CCCTA)	Maintain existing service on Routes 11, 14, 16, 18, 19, 311, 314, 316. These routes provide basic transportation services to County Connection riders, 35 percent of whom are low income. All lines serve and/or are predominantly located in Communities of Concern. All lines presently provide service to employment, services, retail, schools, health care and coordination to BART stations. Funding this project would preserve existing headways and service span.		1,162,836	61,202	375,962	1,600,000	
11	Route 200 and 201	Tri Delta Transit	Provide continued and expanded service between Bay Point (Community of Concern) and central Concord and Martinez. Participation in the Bay Point community Based Transportation Planning exercise, the CC County Low-Income Transportation Plan and the TEACH workshops in Bay Point led to the development of Route 201 and changes to Route 200 to better serve that community.		810,250	42,645	347,105	1,200,000	
12	Preserve Operations in Community of Concern	AC Transit	Maintain existing service on Lines 71, 76, 376, 800. These routes provide basic transportation services to AC Transit riders, 70 percent of whom are low income. All lines serve and/or are predominantly located in Communities of Concern. All lines presently provide service to employment, services, retail, schools, health care and coordination to BART stations. Funding this project would preserve existing headways and service span.		1,999,404	105,232	245,364	2,350,000	
13	C3 Operations	WestCAT	Increase frequency on Route C3, which operates between Hercules Transit Center and Contra Costa College in San Pablo. The Lifeline funding under this grant would allow WestCAT to decrease headways from 60 minutes to 30 minutes. WestCAT estimates the increased service will increase low income ridership 35-40% or approximately 26,000 new low income passenger trips annually.		221,432	11,654	245,363	478,449	
14	City of Concord - Bus Stop Access Improvements	County Connection (CCCTA)	Improve access to five (5) bus stops in the Monument Corridor. Improvements include: reconstructing concrete sidewalks, reconstructing driveways, installing red curb, installing concrete surfaces (pedestrian landings), reconstructing ADA ramps, installing concrete bus pads, installing pedestrian scale light posts, and adding street furniture including shelters and benches to improve the safety and accessibility of existing County Connection bus stops.	255,194				255,194	
15	Replacement and Expansion Vehicles	Tri Delta Transit	Bus (fixed route and dial-a-ride) replacement and expansion vehicles for enhancements to route 200 and 201 serving Antioch, Pittsburg and Martinez.	178,754				178,754	
16	Dial-A-Ride Vehicle Replacements	WestCAT	Replacement of Dial-A-Ride Vehicles	81,113				81,113	
17	Lighting Enhancements at El Cerrito del Norte Station	BART	Pedestrian scale lighting and wayfinding along the Ohlone Greenway and into the El Cerrito del Norte Station to improve safety and security in the station area and to and from the faregates.	1,312,326				1,312,326	

County Bid Target	N/A*	4,193,922	220,733	1,213,794	
Proposed Programming	1,827,387	4,193,922	220,733	1,213,794	7,455,836
Unprogrammed Balance	N/A*	-	-	-	-

Cycle 4 Lifeline Transportation Program of Projects (FY 2014-2016)

#	Project	Project Sponsor	Project Description	Fund Source				TOTAL Lifeline Funding	Notes
				1B	STA (95%) ¹	STA (5% Conting.) ¹	5307/JARC		
Marin County									
18	Novato Transit Facility at Redwood Boulevard and Grant Avenue	GGBHTD/Marin Transit	Redesign and upgrade the bus facility at Redwood Boulevard and Grant Avenue. The improvements reconfigure the two stops into one location to improve pedestrian safety and transit operations by installing new shelters, security lighting, and other bus stop amenities	787,196				787,196	
19	Route 257 Shuttle Service	Marin Transit	This project will support Route 257 shuttle service to connect welfare recipients and other low income individuals to jobs and employment-related services.				222,210	222,210	
20	The Ride to School for Parents Program	San Rafael Schools (via GGBHTD)	Provides scheduled shuttle or van services for parents to access San Pedro Elementary School during the school day, in the evenings and on weekends to attend school-related meetings and special events. Taxi service to address emergencies (such as a picking up a sick child or address a matter around a behavioral concern).		120,605	6,348		126,953	
21	On-Demand Shuttle Project (ODSP)	Marin City Community Service District (via GGBHTD)	ODSP establishes a specialized demand-responsive shuttle service that offers specific trips for Marin City residents to shop, conduct business, and recreate. ODSP trips will be identified by residents and community groups. The Marin City Community Services District will administer the shuttle operations.		144,963	7,630		152,593	
22	<u>Operating Assistance (funding exchange project)</u>	<u>Marin Transit</u>	<u>This project will support Marin County Local Fixed route service operations to help fund existing service expansion plans. (Funding exchange with 2 projects: Novato and Marin County projects)</u>		<u>502,218</u>	<u>26,433</u>		<u>528,651</u>	<u>(5)</u>
County Bid Target				787,196	767,786	40,410	222,210		
Proposed Programming				787,196	767,787	40,410	222,210	1,817,603	
Unprogrammed Balance				-	(1)	0	-	(0)	

Napa County									
23	Operating Assistance	NCTPA	Continue VINE Transit fixed route service. The operating assistance will address numerous issues listed in the community based transportation plan, specifically improving travel times, connectivity between routes, frequency of buses, and on-time performance.		<u>595,503</u>	31,342	<u>90,657</u>	717,502	<u>(4)</u>
24	Computer-Aided Dispatch (CAD)/Automatic Vehicle Location (AVL) Project	NCTPA	Napa VINE identified the need to implement technological tools to assist in managing their operations and serving their customers through the collection, analysis and dissemination of reliable data on its existing fleet of transit vehicles. Based on this high priority need, Napa VINE will deploy a state-of-the-art Automatic Vehicle Location (AVL) System and Computer-Aided Dispatch (CAD) for fixed route and demand response fleets of vehicles.	299,070				299,070	
25	Tulocay Creek Bridge/Trail Completion	City of Napa	Pave three-quarter mile of Class 1 multi-use trail between new Tulocay Creek bicycle/pedestrian bridge and Riverfront Green Park at Soscol & Third. Project connects low income housing to the south with downtown and transit hub to the north through completion of the Class 1 trail.				120,000	120,000	(4)
26	Pedestrian Safety Enhancement	City of Calistoga	Installation of crosswalk and in-pavement crosswalk lighting with advanced warning flashing beacons on Lincoln Avenue at Brannan Street-Wappo Avenue.				80,000	80,000	(4)
County Bid Target				N/A*	595,503	31,342	290,657		
Proposed Programming				299,070	595,503	31,342	290,657	1,216,572	
Unprogrammed Balance				N/A*	-	-	-	-	

Cycle 4 Lifeline Transportation Program of Projects (FY 2014-2016)

#	Project	Project Sponsor	Project Description	Fund Source				TOTAL Lifeline Funding	Notes
				1B	STA (95%) ¹	STA (5% Conting.) ¹	5307/JARC		
San Francisco County									
27	Potrero Hill Pedestrian Safety and Transit Stop Improvements	SFMTA	Improve pedestrian safety, transit access, and a sense of place by defining pedestrian bulbouts with high-impact planting barriers at five intersections in the Potrero Terrace and Annex Public Housing sites (25th at Connecticut and Texas-Dakota; 23rd at Dakota-Missouri and Arkansas, and Missouri at Watchman Way), as recommended through the Potrero Hill Neighborhood Transportation Plan efforts. This space will shorten crossing distances; force traffic to make slower turns; and create space for temporary bus bulbs, seating, and plantings.	See footnote (3)	159,854			159,854	(3)
28	Expanding Late Night Transit Service to Communities in Need	SFMTA	Support emerging recommendations from the Late Night Transportation Study by improving late-night Owl transit service in key communities of concern for three years by: (1) upgrading the 108-Treasure Island Owl frequency; (2) closing gaps in the Owl network through short lines of the 48-Quintara/24th Street (Mission to Dogpatch) and 44-O'Shaughnessy (Bayview to Glen Park); (3) investing in additional service hours, maintenance and supervision in the existing Owl Network to improve performance; and (4) increasing the number of real-time information displays for late-night customers.		3,511,930	193,252	1,062,678	4,767,860	
29	Van Ness Bus Rapid Transit (BRT)	SFMTA	The Van Ness BRT project calls for dedicated bus lanes on Van Ness Avenue from Lombard to Mission streets, mainly used by Muni's 49 and 47 lines and Golden Gate Transit. All-door boarding, elimination of most left turns, transit signal priority, and traffic signal optimization will help reduce transit travel time on the corridor by as much as 33 percent. Strengthening transit along this two-mile stretch of Van Ness will also positively affect the efficiency of connecting routes. In addition, pedestrian improvements, signal upgrades, new streetlights, new landscaping, and roadway resurfacing will be implemented throughout the corridor to improve safety and aesthetics.	6,189,054				6,189,054	
30	Wayfinding Signage and Pit Stop Initiative	BART	Install wayfinding signage at the 16th/Mission and 24th/Mission Stations, similar to those recently installed in the downtown San Francisco stations. In addition, provide high quality portable toilets and sinks with solar-powered lighting, used needle receptacles, and dog waste stations at the 16th/Mission and Civic Center stations through the San Francisco Public Works' Pit Stop Initiative. The scope includes one year of service to operate and monitor the facility Tuesday through Friday from 2 pm to 9 pm.	1,220,326				1,220,326	
County Bid Target				N/A*	3,671,784	193,252	1,062,678		
Proposed Programming				7,409,380	3,671,784	193,252	1,062,678	12,337,094	
Unprogrammed Balance				N/A*	-	-	-	-	

Cycle 4 Lifeline Transportation Program of Projects (FY 2014-2016)

#	Project	Project Sponsor	Project Description	Fund Source				TOTAL Lifeline Funding	Notes
				1B	STA (95%) ¹	STA (5% Conting.) ¹	5307/JARC		
San Mateo County									
31	San Mateo County Transportation Assistance for Low-Income Residents	San Mateo County Human Services Agency (via SamTrans local agency fund exchange)	Provide bus tokens, bus tickets and bus passes for low income families and individuals participating in Self-Sufficiency and Family Strengthening activities such as: employment seeking, employment workshops, skill based training programs, emergency and health related needs, parenting skills workshops, anger management classes, and family counseling.		350,000			350,000	
32	Operating Support for Fixed Route 17 and SamCoast Service	SamTrans	Continue funding transit operations on the coastside of San Mateo County: (1) Expanded service on Route 17. The existing Lifeline-funded expanded service provides service to Montara, additional peak commute period service, Sunday service, and later evening hours 7 days a week; (2) SamCoast, a general public demand response system on the coastside of San Mateo County centered in Pescadero.		905,326	129,954		1,035,280	
33	Menlo Park Midday Shuttle	City of Menlo Park (via SamTrans)	Operate the Menlo Park Midday Shuttle, which has been providing the Belle Haven community and other neighborhoods with reliable local transit since 1998. The shuttle primarily serves the low income community by providing access to essential destinations not otherwise available.		354,100			354,100	
34	Daly City Bayshore Shuttle	City of Daly City (via SamTrans)	Provide a circulator shuttle service connecting the Bayshore neighborhood in Daly City with transit and important destinations in the western portion of Daly City. The shuttle is free for passengers and operates ten hours per day on weekdays and will operate for six hours per day on weekends.		559,704			559,704	
35	Mobility Management/Transportation Voucher Program	Outreach & Escort, Inc.	Provide mobility management services and transportation vouchers to seniors, veterans & individuals with disabilities to access mobility options offered by third parties including nonprofit transportation providers, volunteer driver programs, taxis, etc. Vouchers address travel for urgent, basic needs trips. Project targets residents of Communities of Concern and areas with CBTP's.		-			-	(7)
35	Menlo Park Crosstown Shuttle	City of Menlo Park (via SamTrans)	The Menlo Park Crosstown Shuttle is a proposed expansion to the current "Midday Shuttle" (M1-Menlo Midday and M2-Belle Haven routes), which has been providing the Belle Haven community and other neighborhoods with reliable local transit since 1998. The shuttle primarily serves the low-income community by providing all-day access to essential destinations not otherwise available.		300,000			300,000	(7)
36	Expansion of Fixed Route 122	SamTrans	Route 122 provides trips for customers between San Mateo County and the Stonestown Shopping Center. Currently, the service ends before the Center closes, so Center employees cannot ride public transit home after work. JARC funds will be used to expand Route 122 service so that service is available for Center workers to return home after work and provide additional trips for customers. Sam Trans will add approximately 5.4 hours to daily weekday and Saturday service and 1.1 hours for Sunday service.				439,400	439,400	
37	Fixed Route Bus Procurement	SamTrans	Replace the articulated bus fleet, which has reached the end of its useful life. Replacement vehicles will provide reliable bus service to the County's most at-risk populations. The majority of Sam Trans riders are low income and are dependent on public transportation to meet their daily transportation needs. The mean household income of the average SamTrans bus rider is \$36K per year; only 26% of all SamTrans riders own or have access to a car.	1,230,533			275,209	1,505,742	
County Bid Target				N/A*	2,469,130	129,954	714,609		
Proposed Programming				1,230,533	2,469,130	129,954	714,609	4,544,226	
Unprogrammed Balance				N/A*	-	-	-	-	

Cycle 4 Lifeline Transportation Program of Projects (FY 2014-2016)

#	Project	Project Sponsor	Project Description	Fund Source				TOTAL Lifeline Funding	Notes
				1B	STA (95%) ¹	STA (5% Conting.) ¹	5307/JARC		
Santa Clara County									
38	Vehicle Loan Program - Santa Clara County	Peninsula Family Service (via Santa Clara VTA)	Provide low-interest auto loans to individuals who are unable to access affordably priced consumer loan financing. The loans, coupled with financial education and credit repair assistance, help address transportation barriers so that individuals can pursue efforts at self-sufficiency, including work, education, asset building, and job training.				689,629	689,629	
39	Family Transportation Services	Outreach & Escort, Inc.	Provide a range of no-cost transportation alternatives for Cal Works participants, veterans, older adults and other low-income individuals to assist them in finding and retaining employment. Services include: door-to-door rides to work, training, school and/or support services; support of public transit use; and vehicle repairs. This program offers a menu of subprograms referred to as Guaranteed Ride Program, Jump Start, and Mobility Management.			356,388	-	356,388	(8) (9)
40	Route 22 Overnight Service	Valley Transportation Authority	Continue providing overnight service on Route 22 which serves low-income riders (2017 VTA on-board survey). Overnight service between 1am-4am consists of six trips (3 in each direction) seven days a week. Route 22 is one of VTA's most utilized routes between Palo Alto and Eastridge Transit Center in San Jose. Staff estimates the project would provide at least 40,000 trips to low-income residents annually.		1,000,000			1,000,000	(9)
41	Mobility Assistance Program	Valley Transportation Authority	This program seeks to provide several reduced cost and no-cost transportation options to all qualified low-income individuals and families in Santa Clara County with an emphasis on CalWORKSs Program participants, older adult workers, and disabled and low income individuals. Programs include door-to-door rides, supporting public transit use with a focus on residents of MTC's designated Communities of Concern.				1,308,909	1,308,909	(8)
42	Senior Transportation & Resources	Outreach & Escort, Inc.	Provide door-to-door transportation and other mobility alternatives that prevent isolation and enable the County's older adults, veterans and persons with disabilities to maintain their necessary schedules and appointments with a sense of independence. A major component of this project is the cooperative working relationships with senior centers that resulted in a successful shared ride program. The demand-response rides offer individual transportation options with enrollment and advance scheduling. The program offers individualized transportation planning, especially for use of public transit.		1,467,065			1,467,065	(10)
43	Together We Ride	Outreach & Escort, Inc.	Provide transportation assistance to homeless individuals and families, veterans, emancipated foster youth, persons with disabilities and other vulnerable populations in the County's Communities of Concern. The program offers demand-response (dial-a-ride) services not available by fixed route public transit; individualized public transit transportation plans; shared rides/carpools; group trips; and mobility management. These services are provided at no-cost to low-income riders every day of the year.		707,753			707,753	(10)
44	Americans with Disability Act Transition Plan	VTA	The goals and objectives of this project are to enhance access to VTA's accessible transportation services by removing barriers that might dissuade persons with disabilities from using fixed route service. VTA will engage with the public to develop a schedule and budget to remove these barriers. More than 300 bus stops, at least five transit centers, two customer service centers, and VTA's administrative offices will be fully accessible.		3,596,543			3,596,543	(10)
45	Replacement Vehicles	VTA	Purchase 60-ft articulated hybrid diesel-electric buses to replace the existing articulated bus fleet. These vehicles will provide mobility to transit dependent riders on VTA's most heavily used routes by expanding the fleet and replacing aging diesel buses with hybrid buses.	4,832,062				4,832,062	
County Bid Target				N/A*	6,771,361	356,388	1,998,538		
Proposed Programming				4,832,062	6,771,361	356,388	1,998,538	13,958,349	
Unprogrammed Balance				N/A*	-	-	-	-	

Cycle 4 Lifeline Transportation Program of Projects (FY 2014-2016)

#	Project	Project Sponsor	Project Description	Fund Source				TOTAL Lifeline Funding	Notes
				1B	STA (95%) ¹	STA (5% Conting.) ¹	5307/JARC		
Solano County									
46	Solano County Intercity Taxi Scrip Program	Solano Transportation Authority (STA)	For Solano County’s ADA paratransit certified, ambulatory residents, the Intercity Taxi Scrip Program provides 24-hour on-call service between cities in Solano County for only 15% of the regular taxi fare. This request would fund the continuation of this successful program and potentially include adding ADA paratransit certified non-ambulatory residents into the program.		190,000	10,000		200,000	(2)
47	Sustaining Route 85	SolTrans	Provide Route 85 service in Vallejo, with non-stop express service between the Vallejo Transit Center, Sereno Transit Center, Kaiser Hospital and Fairgrounds (Six Flags/Marine World), and operating express service along I-80 with stops at Suisun Valley Road at Kaiser Drive, Solano Community College in Fairfield, Fairfield Transportation Center and Solano Mall. Route 85 operates weekdays 5:05a.m. to 10:55 p.m. and Saturdays 6:05a.m. to 9:55p.m.		754,477	39,709		794,186	(2)
48	Sustaining Route 1	SolTrans	Provide service on SolTrans Route 1 which operates seven days a week and provides service from North West Vallejo to the Vallejo Transit Center. Major destinations along this route include the Vallejo High School, Raley's Shopping Center, Seafood City and Food 4-Less.		706,977	37,209		744,186	(2)
49	Volunteer Driver Program 60 Years	Faith in Action (via STA)	Provide services to seniors 60 years and over living in Solano County through three volunteer-based programs: (1) Caregiver Respite – 1:1 escort door-through-door or door-to-door for primarily medical appointments; (2) Ride with Pride – curb-to-curb shuttle services to both medical appointments and life enhancement destinations; and (3) Senior Peer Counseling – curb-to-curb for mental health appointments.		71,758	3,777		75,535	(2)
50	East Tabor Ave Sidewalk Gap Closure	City of Fairfield/ Fairfield and Suisun Transit	Funding will be used for the design and construction of a sidewalk on the north side of East Tabor Avenue across the railroad tracks owned by the Union Pacific Railroad, connecting to existing sidewalk on both sides of the tracks, as well as improvements to the intersection of East Tabor Avenue and Railroad Avenue, and East Tabor Avenue and the railroad tracks to enhance motorist, bicyclist and pedestrian safety.		152,000	8,000		160,000	(2)
51	Sustaining Route 30 Saturday Service	Fairfield and Suisun Transit	Continue funding Route 30 bus service on Saturdays between Fairfield and the City of Davis, serving Vacaville and Dixon along the route. The route serves UC Davis and key transit centers that connect to local transit routes and regional providers, such as SolTrans.				84,060	84,060	(2)
52	ADA Local Taxi Scrip Program	Fairfield and Suisun Transit	Provide a subsidized taxi fare program for seniors over age 60 and ADA qualified residents of Fairfield and Suisun City. Taxi trips within the City of Fairfield and Suisun City are subsidized by 50% for qualified residents. Subsidized trips support employment, shopping, medical, and educational needs for qualified residents.				300,000	300,000	(2)
53	Sustaining Route 2 (SCC-Vallejo)	SolTrans	Provide continued funding of the Solano Community College/SolTrans Bus Project (SolTrans Route 2), which provides transit bus service to and from the Solano College Vallejo campus for the benefit of low-income, transit dependent students.				560,389	560,389	(2)
54	Sustaining Route 20	Fairfield and Suisun Transit	Fund Route 20, which provides intercity service between Fairfield and Vacaville and serves Solano Town Center, Fairfield Transportation Center, Vacaville Transportation Center, and Vacaville Davis Street Park and Ride lot. 76 percent of Route 20 riders are low-income (income less than \$35,000 a year).				166,660	166,660	(2)
55	Replacement Vehicle	City of Dixon	Replace one cutaway bus to be deployed to all locations of the City of Dixon, including low-income communities within the service area.	8,421				8,421	
56	Replacement Vehicles	SolTrans	Replace three buses that will be deployed on Lifeline routes serving low-income communities within the SolTrans service area. The timely replacement of these buses will ensure comfortable and reliable public transit service to improve the mobility of low-income residents.	890,796				890,796	
County Bid Target				899,217	1,875,212	98,695	1,111,109		
Proposed Programming				899,217	1,875,212	98,695	1,111,109	3,984,233	
Unprogrammed Balance				-	-	-	-	-	

Cycle 4 Lifeline Transportation Program of Projects (FY 2014-2016)

#	Project	Project Sponsor	Project Description	Fund Source				TOTAL Lifeline Funding	Notes
				1B	STA (95%) ¹	STA (5% Conting.) ¹	5307/JARC		
Sonoma County									
57	Weekend Service	Petaluma Transit	Project will support continued fixed route bus service on Saturday and Sunday for two years, in order to meet the needs of riders who have employment and other weekend travel needs.		270,360	14,229	76,934	361,523	
58	Lifeline Vehicle Replacement	Santa Rosa CityBus	Project includes partial funding for the replacement of up to ten (10) fixed route buses in the aging Santa Rosa CityBus fleet. Procuring new buses would allow Santa Rosa CityBus to further enhance rider experience not only on Lifeline routes but the system as a whole.	671,975			162,506	834,481	
59	Roseland Lifeline Operations	Santa Rosa CityBus	Project will support continued operations of Lifeline transit routes serving the Roseland community of the City of Santa Rosa and unincorporated Sonoma County. The need for higher levels of transit service in Roseland was identified in the Roseland Community Based Transportation Plan completed in 2007.		800,881	42,152		843,033	
60	CNG Bus Purchase	Sonoma County Transit	Project will assist with the purchase of two compressed natural gas (CNG) transit coaches. The new CNG buses would be deployed on routes primarily serving the Healdsburg, Lower Russian River and Sonoma-Springs CBTP areas. The timely replacement of Sonoma County Transit’s CNG buses ensures comfortable and reliable public transit service throughout the fixed-route system.	373,086	300,973	15,841	173,388	863,288	
61	Feeder Bus Service in Healdsburg, Lower Russian River and Sonoma-Springs CBTP Areas	Sonoma County Transit	Project will implement expanded feeder bus service during peak commute times on routes providing service within the Healdsburg, Lower Russian River and Sonoma – Springs CBTP areas. Expanded feeder service on SCT’s routes 20, 22, 26, 30, 40, 60, and 62 will be designed to provide connections to SMART’s service and provide enhanced peak commute service between various outlying low-income areas and where the majority of jobs and services are located within the cities of Santa Rosa and Petaluma.		938,416	49,390		987,806	
County Bid Target				1,045,061	2,310,630	121,612	412,828		
Proposed Programming				1,045,061	2,310,630	121,612	412,828	3,890,131	
Unprogrammed Balance				-	-	-	-	-	

Cycle 4 Lifeline Transportation Program of Projects (FY 2014-2016)

#	Project	Project Sponsor	Project Description	Fund Source				TOTAL Lifeline Funding	Notes
				1B	STA (95%) ¹	STA (5% Conting.) ¹	5307/JARC		
Multi-County & Regional Projects									
62	Vehicle Replacements	AC Transit	Replacement vehicles to be used District-wide. Newer fleet will ensure improved AC Transit Bus Service in Communities of Concern. This strategy meets the criteria of increased reliability of AC Transit service as discussed in multiple CBTPs.	3,299,828				3,299,828	
63	Regional Means-Based Fare Project	MTC	Potential development and implementation of a regional means-based transit fare program. In Lifeline Cycle 3, MTC set aside \$300,000 for Phase 1 of this project to develop the regional concept, including identifying who would be eligible, costs, funding, relationship to other discounts, and other policy elements. Depending on the results of the Phase 1 study, funds from this set-aside may be used for Phase 2 implementation activities. If the set-aside is not needed for Phase 2 of the Means-Based project, it would be used for other Lifeline projects.		665,000	35,000		700,000	
63	East Bay Bus Rapid Transit (BRT) Vehicles, Design & Construction	AC Transit	Procure (27) 60' Diesel Electric Hybrid for BRT Service, Design and Construct the East Bay BRT Project	1,000,000				1,000,000	
Multi-County & Regional Target				N/A*	665,000	35,000	-		
Proposed Programming				4,299,828	665,000	35,000	-	4,999,828	
Unprogrammed Balance				N/A*	-	-	-	-	

Regional Grand Totals									
Lifeline Program Revenue Sources				24,827,359	29,952,522	1,576,448	8,977,695	65,334,024	
Total Proposed Programming				24,827,359	29,952,523	1,576,448	8,977,695	65,334,025	
Unprogrammed Balance				-	(1)	0	-	(0)	

* In most cases, Proposition 1B Transit funds are allocated directly to transit operators by MTC. Upon concurrence from the applicable CMA, transit operators may program funds to any capital project that is consistent with the Lifeline Transportation Program and

Notes

(1) Because the STA amounts are continually changing, only 95 percent of each county's STA amount will be available to be claimed by project sponsors until further notice. The County Lifeline Program Administrators programmed 95 percent of their

(2) Solano County projects are pending STA Board approval on April 15, 2015

(3) On 4/22/15, the Potrero Hill Pedestrian Safety and Transit Stop Improvements was recommended to receive \$216,000 in Lifeline Cycle 2 Proposition 1B funds (see MTC Res. 3880, Revised and 3881, Revised). The \$216,000 in Lifeline Cycle 2 (FY2009-10) Prop 1B funds were advanced to the Proposition 1B Urban Core category by the Proposition 1B Lifeline category in 2011 and are now being repaid to the Lifeline category. SFTA programmed the \$216,000 as part of their Cycle 4 programming effort, which is why the project is listed in both this resolution and in the Lifeline Cycle 2 resolution (MTC Res. 3881).

(4) On 7/22/15, the NCTPA Operating Assistance project STA amount was increased by \$200,00 (from 395,503 to 595,503) and the 5307/JARC amount was reduced by \$200,000 (from 290,657 to 90,657). The \$200,000 in 5307/JARC funds remaining were then assigned to the City of Napa Tulocay Creek Bridge/Trail project (\$120,000) and the City of Calistoga Pedestrian Safety Enhancement project (\$80,000). The Napa County Lifeline Program Administrator had originally programmed \$200,000 in STA funds to the City of Napa and City of Calistoga bike/ped projects, but the projects were found to be ineligible for STA funds, so are instead being programmed Section 5307 funds.

(5) The Marin County Lifeline Program Administrator (Transportation Authority of Marin (TAM)) had originally programmed \$318,000 in STA funds to the City of Novato Pedestrian Access to Transit Crosswalk Improvements project and \$210,650 to the Lower Marin County Drainage for Access Improvements Study, but these projects were found to be ineligible for STA funds. As a result, TAM pursued and approved a funding swap with Marin Transit. Marin Transit will receive \$528, 650 in STA funds for transit operations and in exchange will give TAM Measure A Strategy 1: Local Bus funds to fully fund the Lifeline projects (for Novato and Marin County projects).

(6) On 5/24/2017, \$1,000,000 in Proposition 1B funding was transferred from AC Transit's Vehicle Replacement project (from project cost savings) to a newly added project to Cycle 4: AC Transit's East Bay Bus Rapid Transit (BRT) Vehicles, Design & Construction project. The EBBRT project is currently an existing Cycle 3 project and the Cycle 4 funds add additional funds to the previously committed funding from Cycle 3.

(7) On 12/19/18, \$300,000 in STA funds were reprogrammed from the Outreach and Escort: Mobility Management/Transportation Voucher Program to the newly added Menlo Park Crosstown Shuttle (also a Lifeline Cycle 5 project).

(8) On 12/19/18, \$1,308,909 in FTA 5307 funds were reprogrammed from the Outreach and Escort: Family Transportation Services program to the newly added Mobility Assistance Program (also a Lifeline Cycle 5 project).

(9) On 6/24/20, \$1,000,000 in STA funds were reprogrammed from the Outreach and Escort: Family Transportation Services program to the newly added VTA Route 22 Overnight Service project.

(10) On 6/24/20, \$2,132,935 in STA funds were reprogrammed from Outreach and Escort's, Senior Transportation & Resources project to VTA's American with Disabilities Act Transition Plan program. Additionally, \$1,463,608 in STA funds were reprogrammed from Outreach and Escort's, Together We Ride project to VTA's Americans with Disabilities Act Transition Plan program.