

**Metropolitan Transportation Commission
Programming and Allocations Committee**

March 11, 2020**Agenda Item 2c**

MTC Resolution Nos. 4212, Revised; 4262, Revised; 4263, Revised; and 4272, Revised. Transit Capital Priorities and Bridge Toll Program Revisions

Subject: Revisions to the FY2015-16 and FY2016-17 through FY2019-20 Transit Capital Priorities (TCP) Programs and the FY2019-20 Assembly Bill (AB) 664 Net Bridge Toll Revenues program and allocations.

Background: MTC is responsible for programming the region's Federal Transit Administration (FTA) Urbanized Area (Section 5307), State of Good Repair (Section 5337) and Bus & Bus Facilities (Section 5339) Formula Program funds. These funds are programmed to eligible transit operators to support capital replacement and rehabilitation projects, preventive maintenance, and operating costs through the TCP program.

This item proposes revisions to the preliminary FY2016-17 through FY2019-20 TCP program in order to reconcile the program with final FY2019-20 FTA apportionment amounts for the region's 12 urbanized areas (UZAs) and to make other revisions to the programs in FY2015-16 and FY2016-17 through FY2019-20.

Additional Revenues: FTA apportionments for the Bay Area, which were released in February 2020, total approximately \$470 million. This is about \$17 million above the projections used to develop the preliminary program, and is due to a combination of factors, including additional transit funding for the Section 5339 program included in the Federal FY2019-20 Appropriations Bill signed into law in December 2019. Of the increase, nearly \$13 million was in the large UZAs of San Francisco-Oakland (SF-O), Concord, and Antioch; our most heavily subscribed UZAs, and those for which we are proposing financing. The additional revenues are primarily proposed for three operators' projects:

- San Francisco Bay Area Rapid Transit District (BART): Increase programming to the BART Railcar Procurement by approximately \$9 million, reducing the need for proceeds of financing by the same amount.
- Marin Transit: Add a new project to replace three articulated buses with four 40-ft zero-emission buses (ZEBs) for \$3 million of Section 5307 funds.
- Union City Transit: Add a new ZEB procurement with approximately \$3 million of new Section 5307 funds (approximately \$2 million of FY2015-16, FY2016-17, and FY2019-20 Section 5307 funds are also proposed to be reprogrammed from other Union City vehicle procurement projects to this ZEB procurement).

The two ZEB procurements added to the program are consistent with the TCP Policy and represent an investment in ZEB technology and infrastructure toward compliance with the California Air Resource Board's (CARB) Innovative Clean Transit (ICT) regulation. ICT was approved CARB in 2018, and requires transit bus operators to transition to zero-emission fleets by 2040. The balance of the increased revenues, approximately \$3 million, are spread among the other UZAs and are proposed to be added to existing operator projects, generally as operating assistance for smaller operators, or reserved for future programming.

Other Proposed Revisions: Operators have also requested changes to their programming to meet project delivery and cash flow needs. These proposed revisions, which are consistent with TCP Policy and generally within operators' existing programming, include:

- Golden Gate Transit: Reprogram \$17 million of Section 5337 funds from Ferry Dredging to Ferry Major Components Rehabilitation (\$11 million) and Ferry Propulsion Systems Replacement (\$6 million), and reprogram the four-year ADA Set-Aside funds to Ferry Major Components Rehabilitation from Paratransit Operating Assistance.
- Tri Delta Transit: Reprogram approximately \$1 million of FY2015-16 and FY2016-17 Section 5307 funds from vehicle replacements projects to the Oakley Park & Ride Project, completing the funding plan for that project.
- Santa Clara Valley Transportation Authority (VTA): Reprogram the Track Intrusion Abatement programming of \$4 million of FY2018-19 Section 5337 to FY2019-20 Section 5307 funds and reduce FY2019-20 Section 5307 programming on the Bus Replacement project by about \$3 million, along with other minor revisions between the Section 5307 and 5337 programs, to balance the Section 5307 program.

Balancing the FY2019-20 TCP program to account for the other differences in final apportionments from the projections requires only minor revisions, including transferring costs between the UZAs and programs to keep the total amounts received by the operators at the same level where possible, and increasing programming amounts in urbanized areas that received more apportionments than had been projected, primarily in the small UZAs.

Final apportionments for the Section 5339 program in the small UZAs are not available. These amounts are provided by the California Department of Transportation (Caltrans) approximately a month after FTA publishes the nationwide apportionment tables. Staff will return to the Commission in the coming months to make final revisions to the programming to reconcile these changes, which are expected to be relatively minor.

Related Bridge Toll Funds: AB 664 Net Bridge Toll Revenues are programmed annually to eligible transit operators to help meet the local match requirement for federal funds programmed through the TCP program. AB 664 funds are programmed in accordance with MTC Resolution No. 4015, in proportion to each operator's share of federal funds in the TCP program. AB 664 funds for projects included in the Core Capacity Challenge Grant Program (MTC Resolution 4123, Revised) are programmed separately based on the cash flow needs of the projects. The initial FY2019-20 AB 664 program, which was adopted by the Commission in March 2017, included funds for Core Capacity Projects for the Alameda-Contra Costa Transit District (AC Transit) and the San Francisco Municipal Transportation Agency (SFMTA/Muni) only. Therefore, this item also proposes to program and allocate the remaining \$2.3 million of FY2019-20 AB 664 funds to other operators based on the final TCP program.

Issues:

1. The Sonoma-Marin Area Rail Transit (SMART) system has been operating since 2017 and has since reported their transit service statistics in the National Transit Database (NTD) in the SF-O and Santa Rosa UZAs (first year of reporting was 2018). Consistent with existing TCP policy, SMART is eligible for programming from those UZAs and the Petaluma UZA (through which SMART operates service). Currently, there is a revenue sharing agreement in the Santa Rosa UZA that defines the programming eligibility for the two bus operators: Santa Rosa CityBus (SRCB) and Sonoma County Transit (SCT). Per that agreement, SRCB receives 58% of the FTA apportionments and SCT gets 42%.

At this time, only Section 5307 and 5339 funds are apportioned to the Santa Rosa UZA; Section 5337 funds will be apportioned to the Santa Rosa UZA seven years following the commencement of revenue service by SMART, per statute. Only SMART will be eligible for Section 5337 funds, while only the bus operators are eligible for Section 5339 funds. FTA formula funds are apportioned based on data from the NTD report two years prior to the year of apportionment (i.e., FY2019-20 FTA funds are apportioned based on the 2018 NTD Report). The final FY2019-20 FTA apportionments, therefore, reflect service reported by SMART in 2018, which is demonstrated by the increased apportionments in the SF-O and Santa Rosa UZAs.

Currently SMART, SRCB, and SCT are in discussions for modifying the existing revenue sharing agreement in the Santa Rosa UZA to include SMART. This new or amended agreement will provide a specific percentage share of the Section 5307 funds for SMART. In order to allow this process to proceed, staff is not recommending any revisions to the Section 5307 programming in the Santa Rosa UZA at this time. Instead, staff will return to the Commission in future months with revisions to the FY2016-17 through FY2019-20 TCP Policy and Program to include SMART in the eligibility tables, incorporate the revised agreement, and reprogram Section 5307 Santa Rosa UZA funds to eligible projects for the three operators. The program presented today leaves approximately \$4.8 million in Santa Rosa UZA Section 5307 funds unprogrammed.

2. The final TCP program presented today continues to assume about \$900 million in financing proceeds will be needed for the BART Car project within the next 12 months. While FTA has approved MTC's approach to financing, additional steps are needed before financing is finalized and BART can access these proceeds. Staff will return to the Commission in the coming months with more details about this process and to request authorization to proceed.

Recommendation: Refer Resolution Nos. 4212, Revised; 4262, Revised; 4263, Revised; and 4272, Revised, to the Commission for approval.

Attachments: MTC Resolution Nos. 4212, Revised; 4262, Revised; 4263, Revised; 4272, Revised



Therese W. McMillan

Date: January 27, 2016
W.I.: 1512
Referred By: PAC
Revised: 04/27/16-C 05/25/16-C
06/22/16-C 12/21/16-C
05/22/19-C 09/25/19-C
03/25/20-C

ABSTRACT

Resolution No. 4212, Revised

This resolution approves the FY2015-16 Transit Capital Priorities preliminary program of projects for inclusion in the Transportation Improvement Program (TIP). The program includes projects funded with FTA Section 5307 Urbanized Area, Section 5337 State of Good Repair, and Section 5339 Bus and Bus Facilities. In addition, Surface Transportation Program Cycle 2 Transit Capital Rehabilitation funds are being programmed in MTC Resolution No. 4035, Revised, and AB 664 Bridge Toll revenues and BATA Project Savings are programmed in MTC Resolution No. 4213 and Resolution No. 4169, Revised, respectively, for FY2015-16 Transit Capital Priorities projects.

This Resolution includes the following attachment:

Attachment A – FY2015-16 Program of Projects

This resolution was revised on April 27, 2016 to make revisions to several projects in the Transit Capital Priorities program for FY2015-16 to reconcile the program to final FTA Apportionments for the year.

This resolution was revised on May 25, 2016 to make minor revisions to the Transit Capital Priorities program for FY2015-16: transferring programming between projects for WETA, programming of operating assistance for Vacaville Transit, and reducing the programmed amount for a Marin Transit bus replacement due to revised scope.

This resolution was revised on June 22, 2016 to program funds that had previously been reserved for Caltrain Electrification to Caltrain's Railcar Replacement and infrastructure rehab projects.

This resolution was revised on December 21, 2016 to make minor revisions to the Transit Capital Priorities program for FY2015-16: transferring programming between projects for LAVTA and Caltrain, and reducing the programmed amount for FTA Section 5339 funding in the small

ABSTRACT

MTC Resolution No. 4212, Revised

Page 2

urbanized areas to reflect actual apportionments.

This resolution was revised on May 22, 2019 to make minor revisions to programming for LAVTA projects due to cost savings on vehicle procurement projects.

This resolution was revised on September 25, 2019 to de-program \$227,244 of FY2015-16 FTA Section 5307 funds and reprogram \$308,102 of FY2015-16 Section 5307 funds and \$86,527 of FY2015-16 FTA Section 5339 funds from an ECCTA bus replacement project to a new Oakley Park & Ride Project.

This resolution was revised on March 25, 2020 to reprogram \$410,000 of FTA Section 5307 funds from a Union City Transit vehicle rehabilitation project to a new zero-emission bus procurement and program an additional \$227,244 of FTA Section 5307 funds to ECCTA's Oakley Park & Ride project.

Further discussion of the Transit Capital Priorities program of projects is contained in the Programming and Allocations Committee summary sheets dated January 13, 2016, April 13, 2016, May 11, 2016, June 8, 2016, December 14, 2016, May 8, 2019, September 4, 2019, and March 11, 2020.

Date: January 27, 2016
W.I.: 1512
Referred By: PAC

RE: San Francisco Bay Area Regional Transit Capital Priorities

METROPOLITAN TRANSPORTATION COMMISSION
RESOLUTION NO. 4212

WHEREAS, the Metropolitan Transportation Commission (MTC) is the regional transportation planning agency for the San Francisco Bay Area pursuant to Government Code Sections 66500 et seq.; and

WHEREAS, MTC is the designated Metropolitan Planning Organization (MPO) for the nine-county Bay Area and is required to prepare and endorse a Transportation Improvement Program (TIP) which includes a list of priorities for transit capital projects; and

WHEREAS, MTC is the designated recipient of the Federal Transit Administration (FTA) Section 5307 Urbanized Area, Section 5337 State of Good Repair, and Section 5339 Bus and Bus Facilities funds for the large urbanized areas of San Francisco-Oakland, San Jose, Concord, Antioch, and Santa Rosa, and has been authorized by the California Department of Transportation (Caltrans) to select projects and recommend funding allocations subject to state approval for the FTA Section 5307 and Section 5339 small urbanized area funds of Vallejo, Fairfield, Vacaville, Napa, Livermore, Gilroy-Morgan Hill, and Petaluma in MTC's Federal Transportation Improvement Program; and

WHEREAS, MTC has worked cooperatively with the cities, counties and transit operators and with Caltrans in the region to establish priorities for the transit capital projects to be included in the TIP; and

WHEREAS, the process and criteria used in the selection and ranking of such projects are set forth in MTC Resolution No. 4140; and


WHEREAS, the projects to be included in the TIP are set forth in the detailed project listings in Attachment A, which are incorporated herein as though set forth at length; now, therefore, be it

RESOLVED, that MTC adopts the FY 2015-16 Transit Capital Priorities program of projects to be included in the TIP as set forth in Attachment A; and, be it further

RESOLVED, that the Executive Director or designee is authorized to revise Attachment A as necessary to reflect the programming of projects as the projects are revised in the TIP; and be it further

RESOLVED, that the Executive Director of MTC is authorized and directed to forward a copy of this resolution to FTA, and such agencies as may be appropriate.

METROPOLITAN TRANSPORTATION COMMISSION



Dave Cortese, Chair

The above resolution was entered into by the Metropolitan Transportation Commission at a regular meeting of the Commission held in Oakland, California on January 27, 2016.

FY 2015-16 Transit Capital Priorities / Transit Capital Rehabilitation Program					
TIP ID	Operator	Project Description	FTA Section 5307	FTA Section 5337	FTA Section 5339
Actual Apportionments			211,278,509	196,480,438	12,019,586
Previous Year Carryover			3,181,217	24,863,868	198,885
Funds Available for Programming			214,459,726	221,344,306	12,218,471
Lifeline Set-Aside (JARC Projects)					
Reserved	Various	Reserved for programming in Lifeline Transportation Program Cycle 4	2,936,093		
ADA Operating Set-Aside					
ALA990076	AC Transit	ADA Set-aside	3,984,138		
ALA050042	ACE	Preventive Maintenance		8,996	
BRT99T01B	BART	ADA Paratransit Capital Accessibility Improvements		2,727,176	
REG090051	Caltrain	Revenue Vehicle Rehab Program		166,206	
CC-99T001	CCCTA	ADA Set-aside	1,199,933		
CC-030035	ECCTA	ADA Set-aside	532,570		
MRN130015	GGBHTD	Transit System Enhancements	156,753		
ALA990077	LAVTA	ADA Set-aside	708,567		
MRN110047	Marin Transit	ADA Set-aside	627,012		
NAP030004	Napa VINE	ADA Set-aside	41,320		
SON150007	Petaluma Transit	ADA Set-aside	84,261		
SM-990026	SamTrans	ADA Set-aside	1,584,235		
SM-150008	SamTrans	Replacement of Non-Revenue Vehicles	296,800		
SF-990022	SFMTA	ADA Set-aside	4,062,514		
SOL110025	SolTrans	ADA Set-aside	324,344		
SON030005	Sonoma City Transit	Preventive Maintenance	29,452		
SCL050046	VTA	ADA Set-aside	3,711,401		
CC-990045	WestCat	ADA Set-aside	248,192		
REG090067	WETA	Fixed Guideway Connectors	5,225		
Reserved for Future Programming					
SF-010028	Caltrain	Railcar Replacement (Electrification)		17,174,630	
Total Program Set-asides and Commitments			20,532,810	20,077,008	0
Funds Available for Capital Programming			193,926,916	201,267,298	12,218,471
Capital Projects					
ALA150040	AC Transit	Replace (10) 40ft Urban Buses - Diesels	4,081,000		
ALA150038	AC Transit	Purchase (10) Double-Deck Diesel Buses	3,636,463	1,500,000	
ALA990052	AC Transit	ADA Paratransit Van Replacement	1,319,762		
ALA150039	AC Transit	Purchase (10) 40ft Urban Buses - Zero-emission Fuel Cell (PM swap)	979,153		
ALA150041	AC Transit	Replace (29) 60ft Artic Urban Buses - Diesels	753,998		
REG110044	ACE	Positive Train Control		1,387,000	
BRT97100B	BART	Rail, Way & Structures program	11,317,223	5,752,805	
REG050020	BART	BART Car Exchange Preventive Maintenance		47,116,668	
BRT030004	BART	Train Control		13,000,000	
BRT030005	BART	Traction Power		13,000,000	
ALA090065	BART	Fare Collection Equipment		6,000,000	
REG090037	BART	Railcar Replacement		500,000	
SM-170005	Caltrain	South San Francisco Caltrain Station Improvements		22,620,000	
SM-03006B	Caltrain	Systemwide Track Rehab & Related Struct.		11,406,500	
SM-050041	Caltrain	Signal/Communication Rehab. & Upgrades		1,200,000	
REG170022	Clipper	Replacement of legacy Clipper fare collection system		5,000,000	
CC-070092	ECCTA	Replace (25), Ford Cutaways	857,296		324,831
NEW	ECCTA	Oakley Park & Ride	535,346		86,527
CC-070092	ECCTA	Replace (3), Ford Cutaways	216,480		
SOL010006	Fairfield	Fairfield Operating Assistance	2,470,825		
SOL110041	Fairfield	2 Gillig Bus Replacements			262,709
MRN050025	GGBHTD	Misc Facilities Rehab	1,529,895		
ALA150031	LAVTA	Replacement purchase (11) 40' Hybrids	6,017,771		936,649
ALA150032	LAVTA	Replacement purchase (9) 30' Hybrids	5,357,880		
ALA030030	LAVTA	Preventive Maintenance	1,313,720		
ALA150035	LAVTA	Farebox Replacement	398,242		
MRN150012	Marin Transit	Replacement Purchase (10) 40' Hybrid, (2) 35' electric, and (1) 30' diesel bus	7,899,880		
MRN150013	Marin Transit	Emergency Radio System	285,360		
MRN150011	Marin Transit	Replace (2) Cutaways for FR Service	200,080		
MRN150003	Marin Transit	On Board Vehicle Equipment for (15) replaced vehicles	172,200		

Date: 1/27/2016

W.I.: 1512

Referred by: PAC

Revised: 04/27/16-C 05/25/16-C

06/22/16-C 12/21/16-C

05/22/19-C 09/25/19-C

03/25/20-C

Attachment A

Resolution No. 4212, Revised

Page 2 of 3

FY 2015-16 Transit Capital Priorities / Transit Capital Rehabilitation Program					
TIP ID	Operator	Project Description	FTA Section 5307	FTA Section 5337	FTA Section 5339
Capital Projects, continued					
NAP970010	Napa Vine	Napa Vine: Operating Assistance	1,865,913		
NAP090008	Napa Vine	Equipment Replacement & Upgrades	14,635		160,663
SON150014	Petaluma	(2) 35' Diesel Hybrid Bus Replacement	1,072,534		116,982
SON150016	Petaluma	Communication equipment for (3) FR Buses	27,098		
SON150015	Petaluma	Clipper for (3) FR Buses	14,400		
SM-110068	Samtrans	Replacement of (55) NABI Articulated Buses	20,157,000		
SM-150005	Samtrans	Replacement of (60) 2003 Gillig Buses	6,914,860		
SM-150010	Samtrans	Replacement of (9) Cutaway Buses	900,360		
SM-150011	Samtrans	Replacement of (10) Minivans	418,200		
SON090023	Santa Rosa	Santa Rosa CityBus: Operating Assistance	1,324,057		
SON090024	Santa Rosa	Santa Rosa CityBus: Preventive Maintenance	400,000		
SON150018	Santa Rosa	Garage Hoist for Bus Repairs	288,000		
SON070020	Santa Rosa	Diesel Bus Purchase	247,595		243,709
SON150017	Santa Rosa	Miscellaneous Capital Equipment	56,000		
SON030012	Santa Rosa	Bus Stop ADA Improvements	16,433		
SF-150006	SFMTA	Replacement of 60' Motor Coaches	45,417,750		
SF-150014	SFMTA	30-Foot Motor Coach Mid-Life Overhaul	13,125,926		
SF-150005	SFMTA	Replacement of 40' Motor Coaches	3,347,163		6,364,945
SF-150007	SFMTA	Farebox Replacement	2,228,800		
SF-090035	SFMTA	Replacement of (27) Type II Paratransit Vans	1,948,320		
SF-150015	SFMTA	Replacement of (21) 40' Trolley Coaches		20,000,000	
SF-970170	SFMTA	Overhead Line Rehabilitation		6,684,663	
SF-95037B	SFMTA	Muni Rail Replacement		5,316,972	
SF-050024	SFMTA	Wayside/Central Train Control & Trolley Signal Systems Rehabilitation		5,000,000	
SF-99T002	SFMTA	Cable Car Infrastructure		2,000,000	
SF-030013	SFMTA	Wayside Fare Collection		1,000,000	
SF-970073	SFMTA	Cable Car Renovation Program		988,800	
SF-150004	SFMTA	Station Area and Pedestrian Improvements		500,000	
SOL090034	Soltrans	Bus Purchase (4) 45' CNG Commuter Coaches	2,436,729		357,236
SOL070032	Soltrans	Preventive Maintenance	711,997		
SON030005	Sonoma County	SCT Preventive Maintenance Program	1,221,660		
SON150013	Sonoma County	Replacement of (1) CNG 40-Foot Heavy-Duty Bus in SCT's Fixed-Route Fleet	467,090		176,479
SON050021	Sonoma County	Installation of Passenger Shelters and Other Amenities at Various SCT Bus Stops	0		
ALA150046	Union City	Union City: Midlife Rehab of (2) 35' CNG Vehicles	410,000		
NEW	Union City	Zero-Emission Bus Procurement	410,000		
SOL010007	Vacaville	Operating Assistance	883,211		
SCL050001	VTA	40' Hybrid Bus Procurement	33,824,944		2,805,456
SCL150019	VTA	Radio System Upgrade	0		
SCL050002	VTA	Rail Replacement Program		3,600,000	
SCL050049	VTA	Rail Substation Rehab/ Replacement		3,000,000	
SCL150008	VTA	Track Intrusion Abatement		1,600,000	
SCL110104	VTA	Light Rail Track Crossovers and Switches		777,500	
CC-150014	WestCat	Replacement of (1) 40-Foot Revenue Vehicle	434,600		
CC-150015	WestCat	Fast Fare Electronic Farebox (1)	14,249		
SF-110053	WETA	Ferry Vessel Replacement		11,449,600	
REG090057	WETA	Ferry Major Component Rehab/Replacement		7,912,000	
REG090055	WETA	Ferry Propulsion System Replacement		2,880,000	
REG090067	WETA	Ferry Passenger Float/Gangway		74,790	
Total Capital Projects			189,532,098	201,267,298	11,836,186
Total Programmed			210,064,908	221,344,306	11,836,186
Fund Balance			4,394,818	0	382,285

Date: 1/27/2016

W.L.: 1512

Referred by: PAC

Revised: 04/27/16-C 05/25/16-C

06/22/16-C 12/21/16-C

09/25/19-C

Attachment A

Resolution No. 4212, Revised

Page 3 of 3

FY2015-16 Transit Capital Priorities / Transit Capital Rehabilitation Program Notes

1.	Program is based on final apportionments issued by FTA in February 2016.
2.	AC Transit: \$6.4M of BATA project savings have been programmed to AC Transit's Core Capacity Challenge Grant Program (CCCGP) projects proportionately according to the CCCGP funding plan. An additional \$18.5M is being programmed towards AC Transit's CCCGP projects in order to resolve the shortfall in the San Francisco - Oakland urbanized area. BATA Project Savings are being programmed in lieu of AB664 plus BATA Project Savings (both part of CCCGP funding plan) in order to reduce the number of fund sources. In the next program year, AB664 funds can be programmed in lieu of BATA project savings.
3.	SFMTA: \$8.2M of AB664 funds have been programmed to SFMTA's Core Capacity Challenge Grant Program (CCCGP) projects proportionately according to the CCCGP funding plan. An additional \$13.7 million in AB664 funds have been programmed to SFMTA's CCCGP projects to enable SFMTA to execute a contract option that would result in earlier delivery of buses.
4.	SFMTA: \$15.3M of FY15 FG (Fixed Guideway) Cap deferred by formula based on grant balances to FY18 as SFMTA did not meet their fixed guideway spending target. This deferral is reduced to \$5.3M due to a \$10M voluntary deferral.
5.	SFMTA: \$500k programmed to Station Bike and Pedestrian Improvements project in exchange for \$500k of SFMTA revenue bond funds for FG cap projects.
6.	Caltrain: Caltrain did not meet their FG spending target. However, they were exempted from a deferral of their FG Cap because Caltrain's FG Caps were still committed to the Electrification project at the time the preliminary program was adopted. The preliminary program was revised in June 2016 to program the full \$12.6 million FG cap to rehab projects. Caltrain's FY17 FG cap will be adjusted to reflect missing the FG spending target.
7.	Clipper: \$14.2M of Clipper's request for \$19.2M is being deferred to FY17 in order to reduce shortfall in the San Francisco Oakland Urbanized Area, as this would not from a cash flow standpoint impede Clipper's ability to fund current equipment replacement or contracts.
8.	BART Car Exchange PM: \$26.9M of BART's request for \$74.5M for the BART Car Replacement Project is being deferred to future years in order to reduce shortfall in the San Francisco Oakland Urbanized Area.
9.	Caltrain: The program reserved \$39.8M in a vehicle procurement reserve for future programming. \$22.6M of this reserve was reprogrammed to the EMU procurement project in FY16, with the remainder reserved for future programming. Also, by agreement with VTA, SFMTA, and Caltrain, EMUs are being funded from San Jose in this cycle to help address the shortfall. Future EMU programming will come more from SF-O to maintain a 2/3-1/3 split overall. In December 2016, Caltrain requested that \$22.6 million be shifted from the EMU procurement project to a South San Francisco Station rehab project, with the EMU funds being replaced by SMCTA local sales tax funds transferred from the station project. The programming continues to count toward
10.	GGBHTD: Voluntarily deferred \$23,628,000 of fixed guideway cap funds from FY12 through FY16 to FY19. These funds will have priority for programming in FY19 as a prior-year commitment. GGBHTD voluntarily deferred their 67 40' Diesel Bus procurement to FY17; also exercised the Capital Exchange element of the TCP policy by deferring replacement of these vehicles until FY16-17. Total savings to the region equals \$3,529,895, GGBHTD will utilize the option for using these savings towards their ACIS and Miscellaneous Facilities Rehab projects.
11.	LAVTA exercised the Capital Exchange element of the TCP policy by deferring replacement of seven 2002 40' diesel vehicles for life. Total savings to the region equals \$1,769,700. LAVTA will utilize the option for using these savings towards their Service Vehicle Replacement and Preventive Maintenance projects.
12.	WETA: Voluntarily deferred \$1,517,210 of FG cap to FY17. These funds will have priority for programming in FY17 as a prior-year commitment. WETA also transferred \$5,392,000 from Ferry Vessel Replacement (M/V Vallejo) to two fixed guideway rehab projects, reversing the deferral of \$5,392,000 in FY14 fixed guideway caps. The remaining \$11.5 million programmed for Ferry Vessel Replacement completes the regional share of the M/V Vallejo replacement project.
13.	Union City Transit elected to defer \$130,627 of ADA Set-aside from FY16 to FY17. This amount will be treated as a Prior-Year Commitment in the FY17 program.
14.	In September 2019, ECCTA exercised the Cost Effective Bus Procurement element of the TCP Policy on their bus replacement project, directing 50% of the \$308,102 of FY16 5307 and \$86,527 of FY16 5339 funds to the Oakley Park & Ride Project. \$40,429 of 5307 funds and \$43,264 of 5339 funds is being programmed to the same Oakley Park & Ride Project, consistent with the Capital Exchange element of the TCP Policy. ECCTA will repay the region in a future year (tent. FY23) by reducing the eligibility of a bus replacement project for TCP funds by the same amount (\$83,693).

Date: March 22, 2017
W.I.: 1514
Referred by: PAC
Revised: 04/26/17-C 07/26/17-C
12/20/17-C 06/27/18-C
01/23/19-C 05/22/19-C
03/25/20-C

ABSTRACT

Resolution No. 4262, Revised

This resolution establishes the AB 664 Net Bridge Toll Revenues program of projects for FY2016-17 through FY2019-20. The initial program consists of funds programmed to SFMTA and AC Transit towards their fleet replacement projects in FY2016-17 consistent with the Transit Capital Priorities Program, and reprogramming of FY2012-13 AB 664 funds for BART, SFMTA, and WETA that had lapsed due to unforeseen project delays. This resolution will be amended to add the remainder of FY2016-17 programming and attachments for FY2017-18 through FY2019-20 AB 664 program in conjunction with final revisions to the FY2016-17 through FY2019-20 Transit Capital Priorities program.

The following attachments are provided with this resolution:

Attachment A – Program of AB 664 Net Bridge Toll Revenue Projects FY2016-17

Attachment B – Program of AB 664 Net Bridge Toll Revenue Projects FY2017-18

Attachment C – Program of AB 664 Net Bridge Toll Revenue Projects FY2018-19

Attachment D – Program of AB 664 Net Bridge Toll Revenue Projects FY2019-20

Attachment A of this resolution was revised on April 26, 2017 to reprogram FY2012-13 AB 664 Bridge Toll funds for AC Transit that had lapsed due to unforeseen project delays.

Attachment A of this resolution was revised on July 26, 2017 to program the remainder of the FY2016-17 AB 664 Bridge Toll funds based on the final revisions to the FY2016-17 Transit Capital Priorities (TCP) program.

Attachments B through D of this resolution were revised on December 20, 2017 to program AB 664 Bridge Tolls funds to AC Transit, BART, and SFMTA in FY2017-18 through FY2019-20 consistent with the TCP program and commitments of the Core Capacity Challenge Grant

Program, and to reprogram FY2013-14 funds for AC Transit, SFMTA, and WestCAT that had lapsed due to unforeseen project delays.

Attachments A and B of this resolution were revised on June 27, 2018 to program the remainder of the FY2017-18 AB 664 Bridge Toll funds based on the final revisions to the FY2017-18 TCP program and make other minor revisions to the FY2016-17 program.

Attachment D of this resolution was revised on January 23, 2019 to add an additional eligible project in FY2019-20 for SFMTA to execute a fund swap for their Central Subway project.

Attachments C and D of this resolution were revised on May 22, 2019 to program the remainder of the FY2018-19 AB 664 Bridge Toll funds based on the final revisions to the FY2018-19 TCP program and to make other revisions to the FY2018-19 and FY2019-2020 program consistent with TCP policy and commitments of the Core Capacity Challenge Grant Program.

Attachment D of this resolution was revised on March 25, 2020 to program the remainder of the FY2019-20 AB 664 Net Bridge Toll Revenue funds based on the final revisions to the FY2019-20 TCP program.

Further discussion of the AB 664 program of projects is contained in the Programming and Allocations Committee summary sheets dated March 8, 2017, April 12, 2017, July 12, 2017, December 13, 2017, June 13, 2018, January 9, 2019, May 8, 2019, and March 11, 2020.

Date: March 22, 2017
W.I.: 1514
Referred by: PAC

RE: Programming of AB 664 Net Bridge Toll Revenues in FY 2016-17 through FY 2019-20

METROPOLITAN TRANSPORTATION COMMISSION
RESOLUTION NO. 4262

WHEREAS, the Metropolitan Transportation Commission (MTC) is the regional transportation planning agency for the San Francisco Bay Area pursuant to Government Code Section 66500 et seq., and

WHEREAS, pursuant to Streets and Highways Code § 30892, after deduction for MTC's administrative costs, MTC shall allocate toll bridge net revenues to public entities operating public transportation systems to achieve MTC's capital planning objectives in the vicinity of toll bridges as set forth in its adopted Regional Transportation Plan (RTP) ("Net Revenues"); and


WHEREAS, pursuant to Streets and Highways Code § 30894, MTC has adopted MTC Resolution No. 4015, which sets forth MTC's Bridge Toll Revenue Allocation Policy; and

WHEREAS, MTC has adopted a transit capital priorities program which set forth the priorities for funding transit capital projects in the Transportation Improvement Program (TIP); and

WHEREAS, "claimants" certify that their respective projects programmed in the TIP are in conformance with MTC's Regional Transportation Plan, with the requirements of the California Environmental Quality Act (Public Resources Code § 2100 et seq.) and the State EIR Guidelines (14 Cal. Admin. Code § 15000 et seq.); now therefore, be it

RESOLVED, that MTC approves the FY2016-17 through FY2019-20 programming of AB 664 Net Bridge Toll Revenues to the claimants, in the amounts, for the purposes, and subject to the conditions listed on Attachments A-D to this resolution, attached hereto and incorporated herein as though set forth at length.

METROPOLITAN TRANSPORTATION COMMISSION



Jake Mackenzie, Chair

The above resolution was entered into by the
Metropolitan Transportation Commission
at a regular meeting of the Commission held in
San Francisco, California on March 22, 2017.

Date: March 22, 2017
W.I.: 1514
Referred by: PAC
Revised: 04/26/17-C
07/26/17-C
06/27/18-C

Attachment A
Resolution No. 4262
Page 1 of 3

PROGRAM OF AB 664 NET BRIDGE TOLL REVENUE PROJECTS

FY2016-17 Program				
			East Bay	West Bay
	Revenue		3,184,460	22,700,000
	Previous Year Carry-Over (if any)			
	Expirations and Rescissions		6,774,769	1,792,280
	Total Funds Available		9,959,229	24,492,280
Sponsor	Eligible Capital Projects	Fund Source		
<u>Current Year Programming</u>				
<u>AC Transit Non-Core Capacity Projects</u>				
AC Transit	CAD/AVL	§ 5307		
AC Transit	Radio communication system	§ 5307		
AC Transit	Paratransit Van Leasing	§ 5307		
AC Transit	(51) Diesel Particulate Filters for 30' Buses	§ 5307		
AC Transit	Replace (27) 2003 60' articulated buses	§ 5307		
	Subtotal - Non-Core Capacity Projects (5)		1,177,611	-
<u>AC Transit Core Capacity Projects</u>				
AC Transit	Purchase 31 45-ft Over-the-Road Coaches	FY17 5307		
	Subtotal - Core Capacity projects		1,584,460	-
	Total Amount Programmed to AC Transit (5)		2,762,071	-
BART	ADA Paratransit Capital Accessibility Improvements	§ 5307		
BART	Strategic Maintenance Program	§ 5307/§ 5309 FG		
BART	General Mainline Renovation	§ 5307/§ 5309 FG		
BART	Train Control Renovation	§ 5309/37 FG		
BART	Traction Power	§ 5307/§ 5309/37 FG		
BART	Rail, Way and Structures Program	§ 5307/§ 5309/37 FG		
BART	Fare Collection Equipment	§ 5307/§ 5309/37 FG		
BART	Station Renovations	§ 5307/§ 5309 FG		
BART	L-intrusion Barrier	§ 5307/§ 5309 FG		
BART	Lake Merritt Subway	§ 5307/§ 5309 FG		
BART	Platform Edge Tile Replacement	§ 5307/§ 5309 FG		
	Total Amount Programmed to BART(1)		3,717,116	-
Caltrain	Systemwide Track Rehabilitation	§ 5337		
Caltrain	Communications System/Signal Rehabilitation	§ 5337		
	Total Amount Programmed to Caltrain		-	594,437
ECCTA	Transit Bus Replacements	§ 5307		
	Total Amount Programmed to ECCTA		434,051	-

Date: March 22, 2017
W.I.: 1514
Referred by: PAC
Revised: 04/26/17-C
07/26/17-C
06/27/18-C

Attachment A
Resolution No. 4262
Page 2 of 3

PROGRAM OF AB 664 NET BRIDGE TOLL REVENUE PROJECTS

FY2016-17 Program				
SamTrans	Replacement of 2003 Gillig Buses	\$ 5307		
	Total Amount Programmed to SamTrans		-	105,563
SFMTA Non-Core Capacity Projects				
SFMTA	45 40' NABI Replacement	\$ 5307/\$ 5339 FG		
SFMTA	35 22' Paratransit vans	\$ 5307		
SFMTA	58 40' Neoplan Bus Replacement	\$ 5307		
SFMTA	26 60' Neoplan Bus Replacement	\$ 5307		
SFMTA	60 60' New Flyer Trolley Bus Replacement	\$ 5307		
SFMTA	ITS Radio System Replacement	\$ 5307/\$ 5337		
SFMTA	Muni Rail Replacement	\$ 5337		
SFMTA	Cable Car Renovation Program	\$ 5337		
SFMTA	Accessible Light Rail Stops	\$ 5309		
SFMTA	ATCS Inductive Loop Cable in the Muni Metro Subway	\$ 5307		
SFMTA	Automatic Fare Collection Equip	\$ 5307/\$ 5309		
SFMTA	Central Control & Communication (C3)	\$ 5307/\$ 5309		
SFMTA	Enterprise Asset Management System	\$ 5309		
SFMTA	Escalator Rehabilitation	\$ 5307/\$ 5309		
SFMTA	Historic Vehicle Renovation	\$ 5307/\$ 5309		
SFMTA	Misc. Security Expenditures	\$ 5307		
SFMTA	Overhead Lines Rehab	\$ 5309		
SFMTA	Replace 6 Paratransit Minivans	AB664		
SFMTA	Farebox Replacement	AB664		
SFMTA	Cable Car Infrastructure	AB664		
SFMTA	Rehabilitation of 16 Ex-SEPTA PCCs	\$ 5307/\$ 5309		
SFMTA	Wayside Fare Collection	AB664		
SFMTA	Station-Area Pedestrian and Bicycle Access Improvements	AB664		
SFMTA	Wayside/Central Train Control & Trolley Signal Systems Reh	AB664		
	Subtotal - Non-Core Capacity Projects (2)		-	18,310,178
SFMTA Core Capacity Projects				
SFMTA	Replacement of 60' Trolley Coaches	AB664		
	Subtotal - Core Capacity projects		-	5,482,102
	Total Amount Programmed to SFMTA (2, 3)		-	23,792,280

Date: March 22, 2017
W.I.: 1514
Referred by: PAC
Revised: 04/26/17-C
07/26/17-C
06/27/18-C

Attachment A
Resolution No. 4262
Page 3 of 3

PROGRAM OF AB 664 NET BRIDGE TOLL REVENUE PROJECTS

FY2016-17 Program				
SolTrans	Technology Enhancements	\$ 5307		
SolTrans	Facilities and Amenities Improvements	\$ 5307		
SolTrans	Preventive Maintenance	\$ 5307		
SolTrans	Bus Purchase (Alternative Fuel)	\$ 5339		
	Total Amount Programmed to SolTrans		762,771	-
Union City	Replace 6 2009 Paratransit Cut-away Vehicles	\$ 5307		
Union City	Replace 1 2003 Paratransit Sedan	\$ 5307		
	Total Amount Programmed to Union City		209,710	-
WestCat	Replacement of 2 40' Revenue Vehicles	\$ 5307		
WestCat	Purchase of 2 Fast Fare Electronic Fareboxes	\$ 5307		
	Total Amount Programmed to WestCat		193,468	-
WETA	Replacement Vessel	\$ 5307		
WETA	Ferry Major Component Rehabilitation	\$ 5307		
WETA	Ferry Propulsion System Replacement	\$ 5307		
WETA	Ferry Fixed Guideway Connectors	\$ 5307		
	Total Programmed to WETA (4)		1,880,042	-
Fund Balance			-	-

Notes:

- 1 Includes BART reallocation of lapsed FY2012-13 funds \$3,717,116
- 2 Includes SFMTA reallocation of lapsed FY2012-13 funds \$1,792,280. "Station Area Pedestrian and Bike Access Improvements" project is eligible through a fund exchange, whereby SFMTA is using local funds for a TCP Scope 16 project, and TCP / AB 664 funds are being used for the (otherwise low-scoring) station area project.
- 3 These programming actions are conditioned on Commission approval and execution of final terms of financing, allowing for a total of \$69,443,401 of AB 664 funds to be reprogrammed from BART to SFMTA and replaced with proceeds of financing. Should financing not be completed, these funds would be reprogrammed back to BART, including \$18,213,416 in FY17.
- 4 Includes WETA reallocation of lapsed FY2012-13 funds \$1,880,042
- 5 Includes AC Transit reallocation of lapsed FY2012-13 funds \$1,177,611

PROGRAM OF AB 664 NET BRIDGE TOLL REVENUE PROJECTS

FY2017-18 Program				
			East Bay	West Bay
	Revenue		19,156,072	24,988,000
	Previous Year Carry-Over (if any)			
	Expirations and Rescissions		1,692,629	1,007,472
	Total Funds Available		20,848,701	25,995,472
Sponsor	Eligible Capital Projects	Fund Source		
Current Year Programming				
<u>AC Transit Non-Core Capacity Projects</u>				
AC Transit	CAD/AVL	§ 5307/§ 5337 FG		
AC Transit	Radio Communication System	§ 5307/§ 5309 FG		
AC Transit	Paratransit Van Leasing	§ 5307/§ 5309 FG		
AC Transit	(51) Diesel Particulate Filters for 30' Buses	§ 5309/37 FG		
AC Transit	Replace (28) 2000 40' Urban Buses	§ 5307/§ 5309/37 FG		
AC Transit	Replace (40) 2002 40' Urban Buses	§ 5307/§ 5309/37 FG		
AC Transit	Replace (27) 2003 60' Urban Buses	§ 5307/§ 5309/37 FG		
AC Transit	Fare Box Replacement	§ 5307/§ 5309/37 FG		
	Subtotal - Non-Core Capacity Projects (1)		1,648,072	-
<u>AC Transit Core Capacity Projects</u>				
AC Transit	Purchase (59) 40ft Urban Buses - Diesel	§ 5307		
AC Transit	Purchase 31 45-ft Over-the-Road Coaches	§ 5307		
	Subtotal - Core Capacity projects		4,999,473	-
	Total Amount Programmed to AC Transit (1)		6,647,545	-
BART	Railcar Procurement Program	§ 5307/§ 5337		
	Total Amount Programmed to BART		12,556,599	-
Caltrain	Systemwide Track Rehabilitation	§ 5307/§ 5337 FG		
Caltrain	Comm. System/Signal Rehab.	§ 5307/§ 5337 FG		
Caltrain	Revenue Vehicle Rehab	§ 5307/§ 5337 FG		
	Total Amount Programmed to Caltrain			700,000
CCCTA	Replace 42 22' Gasoline 7-Year Paratransit Vans	§ 5307/§ 5339 FG		
CCCTA	Replace 3 Gasoline 7-Year Paratransit Minivans	§ 5307/§ 5339 FG		
	Total Amount Programmed to CCCTA		181,305	
ECCTA	Clipper II Digital Communication Equipment	§ 5307/§ 5339 FG		
	Total Amount Programmed to ECCTA		40,437	
LAVTA	Hybrid Bus Battery Pack Replacement	§ 5307/§ 5339 FG		
	Total Amount Programmed to LAVTA		25,759	

PROGRAM OF AB 664 NET BRIDGE TOLL REVENUE PROJECTS

FY2017-18 Program				
			East Bay	West Bay
<u>SFMTA Non-Core Capacity Projects</u>				
SFMTA	45 40' NABI Replacement	\$ 5307/\$ 5339 FG		
SFMTA	35 22' Paratransit vans	\$ 5307 FG		
SFMTA	58 40' Neoplan Bus Replacement	\$ 5307 FG		
SFMTA	26 60' Neoplan Bus Replacement	\$ 5307 FG		
SFMTA	60 60' New Flyer Trolley Bus Replacement	\$ 5307 FG		
SFMTA	ITS Radio System Replacement	\$ 5307/\$ 5337 FG		
SFMTA	Muni Rail Replacement	\$ 5337 FG		
SFMTA	Cable Car Renovation Program	\$ 5337 FG		
SFMTA	Accessible Light Rail Stops	\$ 5309 FG		
SFMTA	ATCS Inductive Loop Cable in the Muni Metro Subway	\$ 5307 FG		
SFMTA	Automatic Fare Collection Equip	\$ 5307/\$ 5309 FG		
SFMTA	Central Control & Communication (C3)	\$ 5307/\$ 5309 FG		
SFMTA	Escalator Rehabilitation	\$ 5307/\$ 5309 FG		
SFMTA	Historic Vehicle Renovation	\$ 5307/\$ 5309 FG		
SFMTA	Misc. Security Expenditures	\$ 5307 FG		
SFMTA	Overhead Lines Rehab	\$ 5309 FG		
SFMTA	Rehabilitation of 16 Ex-SEPTA PCCs	\$ 5307/\$ 5309 FG		
SFMTA	Signal Rehab on 2nd Street	\$ 5307 FG		
	<i>Subtotal - Non-Core Capacity Projects (3)</i>		-	855,722
<u>SFMTA Core Capacity Projects</u>				
SFMTA	Replacement of 40' Trolley Coaches	\$ 5307/\$ 5337		
SFMTA	Replacement of 60' Motor Coaches	\$ 5307		
	<i>Subtotal - Core Capacity projects (2)</i>		-	24,288,000
	Total Amount Programmed to SFMTA (2,3)		-	25,143,722
SamTrans	Capital Maintenance-Fuel	\$ 5307		
SamTrans	Advanced Communication System Upgrades	\$ 5307		
SamTrans	Replacement of 19 2007 Cutaway Buses	\$ 5307		
	Total Amount Programmed to SamTrans (4)		-	151,750
SolTrans	Bus Purchase (Alternative Fuel)	\$ 5307/\$ 5339 FG		
SolTrans	Preventive Maintenance	\$ 5307/\$ 5339 FG		
	Total Amount Programmed to SolTrans		155,750	
Westcat	Revenue Vehicle Replacement	\$ 5307 FG		
Westcat	Service Vehicle Replacement	\$ 5307 FG		
Westcat	Replacement of 2 35' suburban diesel transit buses	\$ 5307 FG		
Westcat	Replacement of 2 35' suburban diesel transit buses	\$ 5307 FG		
	Total Amount Programmed to WestCAT (5)		44,557	-

PROGRAM OF AB 664 NET BRIDGE TOLL REVENUE PROJECTS

FY2017-18 Program			East Bay	West Bay
WETA	Ferry Vessel Replacements (Richmond Ferry Service)	\$ 5307/\$ 5337 FG		
WETA	Ferry Mid-Life Refurbishment - Solano, Taurus, Mare Island, & Inti	\$ 5307/\$ 5337 FG		
WETA	Ferry Channel Dredging	\$ 5307/\$ 5337 FG		
	Total Amount Programmed to WETA		1,196,749	
		Fund Balance	-	-

Notes:

- 1 Includes AC Transit reallocation of lapsed FY2013-14 funds \$1,648,072
- 2 These programming actions are conditioned on Commission approval and execution of final terms of financing, allowing for a total of \$69,443,401 of AB 664 funds to be reprogrammed from BART to SFMTA and replaced with proceeds of financing. Should financing not be completed, these funds would be reprogrammed back to BART, including \$22,557,820 in FY18.
- 3 Includes SFMTA reallocation of lapsed FY2013-14 funds \$855,722
- 4 Includes SamTrans reallocation of lapsed FY2013-14 funds \$151,750
- 5 Includes WestCAT reallocation of lapsed FY2013-14 funds \$44,557

PROGRAM OF AB 664 NET BRIDGE TOLL REVENUE PROJECTS

FY2018-19 Program			East Bay	West Bay
	Revenue Projections		2,300,734	15,450,000
	Previous Year Carry-Over (if any)			
	Expirations and Rescissions			
	Total Funds Available		2,300,734	15,450,000
Sponsor	Eligible Capital Projects	Fund Source		
<u>Current Year Programming</u>				
<u>AC Transit Core Capacity Projects</u>				
AC Transit	Replace (24) 60-ft Articulated Urban Buses - Hybrid	§ 5307		
	<i>Subtotal - Core Capacity projects</i>		<i>700,734</i>	<i>-</i>
	Total Amount Programmed to AC Transit		700,734	-
Caltrain	Systemwide Track Rehabilitation	§ 5337 FG		
Caltrain	Comm. System/Signal Rehab.	§ 5337 FG		
Caltrain	Revenue Vehicle Rehab	§ 5337 FG		
	Total Amount Programmed to Caltrain		-	671,517
ECCTA	Transit Bus Replacement (Paratransit)	§ 5339		
	Total Amount Programmed to ECCTA		36,086	-
LAVTA	Hybrid Bus Battery Pack Replacement	§ 5307/§ 5339		
	Total Amount Programmed to LAVTA		11,957	-
SamTrans	Purchase of Replacement Minivans	§ 5307		
	Total Amount Programmed to SamTrans		-	28,483
<u>SFMTA Core Capacity Projects</u>				
SFMTA	Replace 35 Paratransit Cutaway Vans	§ 5307		
SFMTA	40' Motor Coach Mid-Life Overhaul	§ 5307		
	<i>Subtotal - Core Capacity projects</i>		<i>-</i>	<i>14,750,000</i>
	Total Amount Programmed to SFMTA		-	14,750,000
SolTrans	Preventive Maintenance	§ 5307/§ 5339		
SolTrans	Bus Purchase Alternative Fuel	§ 5307/§ 5339		
	Total Amount Programmed to SolTrans		102,711	-
Westcat	AVL & APC System Procurement & Installation	§ 5307		
Westcat	Replacement of (9) 40ft Revenue Vehicles	§ 5307		
Westcat	Purchase of (9) Fast Fare Electronic Fareboxes	§ 5307		
Westcat	Replace (2) Minivans	§ 5307		
Westcat	Purchase of (2) Radio systems for (2) Cut Away Vans	§ 5307		
	Total Amount Programmed to WestCAT		320,875	-
WETA	Ferry Major Component Rehabilitation	§ 5337 FG		
WETA	Ferry Vessel Replacement - Bay Breeze	§ 5337 FG		
	Total Amount Programmed to WETA		1,128,371	-
Fund Balance			-	-

Date: March 22, 2017

W.I.: 1514

Referred by: PAC

Revised: 12/20/17-C 01/23/19-C

05/22/19-C 03/25/20-C

Attachment D
Resolution No. 4262

Page 1 of 1

PROGRAM OF AB 664 NET BRIDGE TOLL REVENUE PROJECTS

FY2019-20 Program				
			East Bay	West Bay
	Revenue Projections		1,988,240	16,455,174
	Previous Year Carry-Over (if any)			
	Expirations and Rescissions			
	Total Funds Available		1,988,240	16,455,174
Sponsor	Eligible Capital Projects	Fund Source		
Current Year Programming				
AC Transit Core Capacity Projects				
AC Transit	Replace (27) 40-ft Urban Buses - Hybrid	§ 5307/5339		
	Subtotal - Core Capacity projects		388,240	-
	Total Amount Programmed to AC Transit		388,240	-
Caltrain	Systemwide Track Rehabilitation	§ 5337 FG		
Caltrain	Comm. System/Signal Rehab.	§ 5337 FG		
Caltrain	TVM Rehab & Clipper Functionality	§ 5337 FG		
Caltrain	Revenue Vehicle Rehab	§ 5337 FG		
	Total Amount Programmed to Caltrain		-	639,595
SamTrans	Replacement of Cut-away Buses	§ 5307		
	Total Amount Programmed to SamTrans		-	60,405
SFMTA	Cable Car Vehicle Renovation Program	§ 5307/§ 5337		
SFMTA	Muni Rail Replacement	§ 5307/§ 5337		
SFMTA	Wayside/Central Train Control & Trolley Signal Systems Rehabilitation	§ 5307/§ 5337		
SFMTA	Potrero Facility Planning	§ 5307/§ 5337		
	Total Amount Programmed to SFMTA (1)		-	15,755,174
SolTrans	Preventive Maintenance	§ 5307/§ 5339		
SolTrans	Bus Purchase Alternative Fuel	§ 5307/§ 5339		
	Total Amount Programmed to SolTrans		299,521	-
Union City	Electric Bus Procurement	§ 5307		
	Total Amount Programmed to Union City		343,242	-
Westcat	Replacement of 6 40' Revenue Vehicles	§ 5307		
Westcat	Purchase of 6 Fast Fare Electronic Fareboxes	§ 5307		
	Total Amount Programmed to WestCAT		218,797	-
WETA	Ferry Fixed Guideway Connectors	§ 5337 FG		
WETA	Ferry Major Component Rehabilitation	§ 5337 FG		
	Total Amount Programmed to WETA		738,440	-
Fund Balance			-	-

Notes:

- 1 Resolution 4123 programs AB664 bridge tolls to SFMTA for fleet replacement projects as part of the Core Capacity Challenge Grant Program. Because fleet replacements were funded in earlier years from FTA formula funds due to project timing, bridge tolls in FY20 are programmed to other Score 16 SFMTA projects.

Date: March 22, 2017
W.I.: 1512
Referred by: PAC
Revised: 04/26/17-C 07/26/17-C
12/20/17-C 06/27/18-C
05/22/19-C 03/25/20-C

ABSTRACT

Resolution No. 4263, Revised

This resolution allocates AB 664 Net Bridge Toll Revenues to eligible transit operators for FY2016-17 through FY2019-20. The initial allocation will be for FY2016-17 for AC Transit and SFMTA projects consistent with the Transit Capital Priorities Program, and reallocation of FY2012-13 AB 664 funds for BART, SFMTA, and WETA that had lapsed due to unforeseen project delays. This resolution will be amended to add the remainder of the FY2016-17 AB 664 allocations in conjunction with final revisions to the FY2015-16 Transit Capital Priorities program. Additionally, this resolution will be amended annually to add each year's AB 664 allocation, through FY2019-20.

The following attachments are provided with this resolution:

Attachment A – Allocation of AB 664 Net Bridge Toll Revenue FY2016-17

Attachment B – Allocation of AB 664 Net Bridge Toll Revenue FY2017-18

Attachment C – Allocation of AB 664 Net Bridge Toll Revenue FY2018-19

Attachment D – Allocation of AB 664 Net Bridge Toll Revenue FY2019-20

Attachment A of this resolution was revised on April 26, 2017 to reallocate FY2012-13 AB 664 Bridge Toll funds for AC Transit that had lapsed due to unforeseen project delays.

Attachment A of this resolution was revised on July 26, 2017 to allocate the remainder of the FY2016-17 non-Core Capacity Challenge Grant Program AB 664 Bridge Toll funds based on the final revisions to the FY2016-17 Transit Capital Priorities program.

Attachment B of this resolution was revised on December 20, 2017 to allocate AB 664 Bridge Tolls funds to AC Transit, BART, and SFMTA in FY2017-18 consistent with the Transit Capital

ABSTRACT

MTC Resolution No. 4263, Revised

Page 2

Priorities Program and commitments of the Core Capacity Challenge Grant Program, and to reallocate FY2013-14 funds for AC Transit, SFMTA, SamTrans, and WestCAT that had lapsed due to unforeseen project delays.

Attachment B of this resolution was revised on June 27, 2018 to allocate \$40,771,236 to SFMTA consistent with the commitments of the Core Capacity Challenge Grant Program, and to allocate the remainder of the FY2017-18 non-Core Capacity Challenge Grant Program AB 664 Bridge Toll funds based on the final revisions to the FY2017-18 Transit Capital Priorities program.

Attachment C of this resolution was revised on May 22, 2019 to allocate \$2,300,000 to operators based on the final revisions to the FY2018-19 Transit Capital Priorities program.

Attachment D of this resolution was revised on March 25, 2020 to allocate \$1,088,974 to AC Transit consistent with the commitments of the Core Capacity Challenge Grant Program, and to allocate \$2,300,000 to other non-Core Capacity Challenge Grant Program operators based on the final revisions to the FY2019-20 Transit Capital Priorities program.

Further discussion of the AB 664 program of projects is contained in the Programming and Allocations Committee summary sheet dated March 8, 2017, April 12, 2017, July 12, 2017, December 13, 2017, June 13, 2018, May 8, 2019, and March 11, 2020.

Date: March 22, 2017
W.I.: 1512
Referred by: PAC

RE: Allocation of AB 664 Net Bridge Toll Revenues for FY 2016-17 through FY 2019-20

METROPOLITAN TRANSPORTATION COMMISSION
RESOLUTION NO. 4263

WHEREAS, the Metropolitan Transportation Commission (MTC) is the regional transportation planning agency for the San Francisco Bay Area pursuant to Government Code § 66500 et seq.; and

WHEREAS, pursuant to Streets and Highways Code § 30892, after deduction for MTC's administrative costs, MTC shall allocate toll bridge net revenues to public entities operating public transportation systems to achieve MTC's capital planning objectives in the vicinity of toll bridges as set forth in its adopted Regional Transportation Plan (RTP) ("Net Revenues"); and

WHEREAS, MTC Resolution No. 4015 sets forth MTC's bridge toll revenue allocation policies; and

WHEREAS, pursuant to Streets and Highways Code § 30895, MTC has prepared and submitted to the Legislature a report on the capital planning and ferry system objectives of MTC to be achieved through the allocation of net toll revenues; and

WHEREAS, "Claimants" have each submitted an application to MTC for an allocation of net bridge toll revenues in FY2016-17 through FY2019-20 for the projects and purposes set forth in Attachments A-D to this resolution, attached hereto and in MTC Resolution No. 4262, and incorporated herein as though set forth at length; and

WHEREAS, MTC Resolution No. 4262 programs Net Bridge Toll Revenues for FY2016-17 through FY2019-20; and


WHEREAS, claimants certify that their respective projects and purposes set forth in Attachment A-D are in compliance with the requirements of the California Environmental

Quality Act (Public Resources Code § 21000 et seq.) and the State EIR Guidelines (14 Cal. Code Regs. § 15000 et seq.); now, therefore, be it

RESOLVED, that MTC finds that the Claimants' projects and purposes as set forth in Attachment A-D are in conformance with MTC's Regional Transportation Plan, MTC's bridge toll revenue allocation policies, and MTC's capital planning and ferry system objectives; and, be it further

RESOLVED, that MTC approves the allocation of net bridge toll revenues in FY2016-17 through FY2019-20 to Claimants, in the amounts, for the purposes, and subject to the conditions listed on Attachments A-D to this resolution and consistent with MTC Resolution 4262.

METROPOLITAN TRANSPORTATION COMMISSION



Jake Mackenzie, Chair

The above resolution was entered into by the Metropolitan Transportation Commission at a regular meeting of the Commission held in San Francisco, California on March 22, 2017.

Date: March 22, 2017
W.I.: 1512
Referred by: PAC
Revised: 04/26/17-C
07/26/17-C

Attachment A
Resolution No. 4263
Page 1 of 1

**ALLOCATION OF AB 664 NET BRIDGE TOLL REVENUE
FY 2016-17 Program**

PO/Acct. Code	Project Sponsor	Project	East Bay Allocation	West Bay Allocation	Approval Date
17-4263-01/5850	AC Transit	Capital projects programmed in MTC Resolution No. 4262	\$1,584,460		3/22/2017
17-4263-02/5850	BART ¹	Capital projects programmed in MTC Resolution No. 4262	\$3,717,116		3/22/2017
17-4263-03/5850	SFMTA ²	Capital projects programmed in MTC Resolution No. 4262		\$5,578,864	3/22/2017
17-4263-04/5850	WETA ³	Capital projects programmed in MTC Resolution No. 4262	\$1,880,042		3/22/2017
17-4263-05/5850	AC Transit ⁴	Capital projects programmed in MTC Resolution No. 4262	\$1,177,611		4/26/2017
17-4263-06/5850	Caltrain	Capital projects programmed in MTC Resolution No. 4262		\$594,437	7/26/2017
17-4263-07/5850	ECCTA	Capital projects programmed in MTC Resolution No. 4262	\$434,051		7/26/2017
17-4263-08/5850	SamTrans	Capital projects programmed in MTC Resolution No. 4262		\$105,563	7/26/2017
17-4263-09/5850	SolTrans	Capital projects programmed in MTC Resolution No. 4262	\$762,771		7/26/2017
17-4263-10/5850	Union City	Capital projects programmed in MTC Resolution No. 4262	\$209,710		7/26/2017
17-4263-11/5850	WestCat	Capital projects programmed in MTC Resolution No. 4262	\$193,469		7/26/2017
					Grand Total
Total Allocations			\$9,959,230	\$6,278,864	\$16,238,094

Notes:

1. Includes BART reallocation of lapsed FY2012-13 funds \$3,717,116
2. Includes SFMTA reallocation of lapsed FY2012-13 funds \$1,792,280
3. Includes WETA reallocation of lapsed FY2012-13 funds \$1,880,042
4. Includes AC Transit reallocation of lapsed FY2012-13 funds \$1,177,611

Date: March 22, 2017
W.I.: 1512
Referred by: PAC
Revised: 12/20/17-C
06/27/18-C

Attachment B
Resolution No. 4263
Page 1 of 1

**ALLOCATION OF AB 664 NET BRIDGE TOLL REVENUE
FY 2017-18 Program**

PO/Acct. Code	Project Sponsor	Project	East Bay Allocation	West Bay Allocation	Approval Date
18-4263-01/5850	AC Transit ¹	Capital projects programmed in MTC Resolution No. 4262	6,647,545		12/20/2017
18-4263-02/5850	BART	Capital projects programmed in MTC Resolution No. 4262	12,556,599		12/20/2017
18-4263-03/5850	SFMTA ²	Capital projects programmed in MTC Resolution No. 4262		2,585,902	12/20/2017
18-4263-04/5850	SamTrans ³	Capital projects programmed in MTC Resolution No. 4262		151,750	12/20/2017
18-4263-05/5850	WestCAT ⁴	Capital projects programmed in MTC Resolution No. 4262	44,557		12/20/2017
18-4263-06/5850	CCCTA	Capital projects programmed in MTC Resolution No. 4262	181,305		6/27/2018
18-4263-07/5850	ECCTA	Capital projects programmed in MTC Resolution No. 4262	40,437		6/27/2018
18-4263-08/5850	LAVTA	Capital projects programmed in MTC Resolution No. 4262	25,759		6/27/2018
18-4263-09/5850	SolTrans	Capital projects programmed in MTC Resolution No. 4262	155,750		6/27/2018
18-4263-10/5850	WETA	Capital projects programmed in MTC Resolution No. 4262	1,196,749		6/27/2018
18-4263-11/5850	Caltrain	Capital projects programmed in MTC Resolution No. 4262		700,000	6/27/2018
18-4263-12/5850	SFMTA	Capital projects programmed in MTC Resolution No. 4262		40,771,236	6/27/2018
					Grand Total
Total Allocations			\$ 20,848,701	\$ 44,208,888	\$ 65,057,589

Notes:

- 1 Includes AC Transit reallocation of lapsed FY2013-14 funds \$1,648,072
- 2 Includes SFMTA reallocation of lapsed FY2013-14 funds \$855,722
- 3 Includes SamTrans reallocation of lapsed FY2013-14 funds \$151,750
- 4 Includes WestCAT reallocation of lapsed FY2013-14 funds \$44,557

Date: March 22, 2017
W.I.: 1512
Referred by: PAC
Revised: 05/22/19-C

Attachment C
Resolution No. 4263
Page 1 of 1

**ALLOCATION OF AB 664 NET BRIDGE TOLL REVENUE
FY 2018-19 Program**

PO/Acct. Code	Project Sponsor	Project	East Bay Allocation	West Bay Allocation	Approval Date
19-4263-01/5850	Caltrain	Capital projects programmed in MTC Resolution No. 4262	\$0	\$671,517	5/22/2019
19-4263-02/5850	ECCTA	Capital projects programmed in MTC Resolution No. 4262	\$36,086	\$0	5/22/2019
19-4263-03/5850	LAVTA	Capital projects programmed in MTC Resolution No. 4262	\$11,957	\$0	5/22/2019
19-4263-04/5850	SamTrans	Capital projects programmed in MTC Resolution No. 4262	\$0	\$28,483	5/22/2019
19-4263-05/5850	SolTrans	Capital projects programmed in MTC Resolution No. 4262	\$102,711	\$0	5/22/2019
19-4263-06/5850	WestCat	Capital projects programmed in MTC Resolution No. 4262	\$320,875	\$0	5/22/2019
19-4263-07/5850	WETA	Capital projects programmed in MTC Resolution No. 4262	\$1,128,371	\$0	5/22/2019
					Grand Total
Total Allocations			\$1,600,000	\$700,000	\$2,300,000

Date: March 22, 2017
W.I.: 1512
Referred by: PAC
Revised: 03/25/20-C

Attachment D
Resolution No. 4263
Page 1 of 1

**ALLOCATION OF AB 664 NET BRIDGE TOLL REVENUE
FY 2019-20 Program**

PO/Acct. Code	Project Sponsor	Project	East Bay Allocation	West Bay Allocation	Approval Date
20-4263-01/5850	AC Transit*	Capital projects programmed in MTC Resolution No. 4262	\$1,088,974		3/25/2020
20-4263-02/5850	Caltrain	Capital projects programmed in MTC Resolution No. 4262		\$639,595	3/25/2020
20-4263-03/5850	SamTrans	Capital projects programmed in MTC Resolution No. 4262		\$60,405	3/25/2020
20-4263-04/5850	SolTrans	Capital projects programmed in MTC Resolution No. 4262	\$299,521		3/25/2020
20-4263-05/5850	Union City Transit	Capital projects programmed in MTC Resolution No. 4262	\$343,242		3/25/2020
20-4263-06/5850	WestCAT	Capital projects programmed in MTC Resolution No. 4262	\$218,797		3/25/2020
20-4263-07/5850	WETA	Capital projects programmed in MTC Resolution No. 4262	\$738,440		3/25/2020
Total Allocations					Grand Total
			\$2,688,974	\$700,000	\$3,388,974

*Includes amounts programmed in FY2018-19 and FY2019-20.

Date: March 22, 2017
W.I.: 1512
Referred By: PAC
Revised: 07/26/17-C 12/20/17-C
06/27/18-C 01/23/19-C
05/22/19-C 06/26/19-C
09/25/19-C 12/18/19-C
03/25/20-C

ABSTRACT

Resolution No. 4272, Revised

This resolution approves the FY2016-17 through FY2019-20 Transit Capital Priorities preliminary program of projects for inclusion in the Transportation Improvement Program (TIP). The program includes projects funded with FTA Section 5307 Urbanized Area, Section 5337 State of Good Repair, and Section 5339 Bus and Bus Facilities Formula Programs and initially only programs funds in the first year – FY2016-17. In addition, One Bay Area Grant Cycle 2 (OBAG 2) Transit Priorities funds are being programmed in MTC Resolution No. 4202, Revised, and AB 664 Bridge Toll revenues and BATA Project Savings are programmed in MTC Resolution No. 4262 and Resolution No. 4169, Revised, respectively, for FY2016-17 through FY2019-20 Transit Capital Priorities projects. This resolution will be amended to add the remainder of the FY2016-17 through FY2019-20 Transit Capital Priorities program at a future date.

This resolution supersedes and replaces MTC Resolution No. 4219.

This Resolution includes the following attachments:

Attachment A – FY2016-17 Program of Projects

Attachment B – FY2017-18 Program of Projects

Attachment C – FY2018-19 Program of Projects

Attachment D – FY2019-20 Program of Projects

Attachment E – FY2016-17 through FY2019-20 Programming Notes

Attachment A of this resolution was revised on July 26, 2017 to make revisions to the Transit Capital Priorities (TCP) program of projects for FY2016-17 as requested by operators and to reconcile the program to expected final FTA apportionments for the same year.

ABSTRACT

MTC Resolution No. 4272, Revised

Page 2

Attachments A through E of this resolution were revised on December 20, 2017 to program the remainder of FY2017-18 through FY2019-20 TCP programming and make revisions to two projects in the FY2016-17 program of projects as requested by operators.

Attachments A through E of this resolution were revised on June 27, 2018 to make revisions to the TCP program of projects as requested by operators and to reconcile the program to final FY2017-18 FTA apportionments.

Attachments C and E of this resolution were revised on January 23, 2019 to make revisions to the TCP program of projects to reflect a fund exchange with SFMTA for the Central Subway Project and make other revisions to programming as requested by Marin Transit and VTA.

Attachments C through E of this resolution were revised on May 22, 2019 to make revisions to the TCP program of projects as requested by operators and to reconcile the program to final FY2018-19 FTA apportionments.

Attachments C and D of this resolution were revised on June 26, 2019 to make revisions to the TCP program of projects as requested by operators, correct errata in GGBHTD's FY2019-20 programming, and reconcile the small urbanized area Section 5339 formula programming with final FY2018-19 FTA apportionments.

Attachments A, B, C, and E of this resolution were revised on September 25, 2019 to de-program \$2 million of FY2016-17 Section 5307 funds from the ECCTA Bus Replacement project and reprogram \$1 million of FY2017-18 and \$512,543 of FY2018-19 Section 5339 funds from ECCTA Fare Collection and Bus Replacement projects to the ECCTA Oakley Park & Ride project.

Attachments B and D of this resolution were revised on December 18, 2019 to reprogram \$5.6 million of FY2017-18 FTA Section 5337 funds from WETA Ferry Vessel Rehabilitation to Ferry Vessel Replacement, update project titles accordingly, and reprogram \$1 million of FY2019-20 FTA Section 5307 funds from SFMTA Paratransit Operations Assistance to SFMTA Zero-Emission Bus Procurement.

ABSTRACT

MTC Resolution No. 4272, Revised

Page 3

Attachments A through E of this resolution were revised on March 25, 2020 to make revisions to the TCP program of projects as requested by operators and to reconcile the program to final FY2019-20 FTA apportionments.

Further discussion of the TCP program of projects is contained in the Programming and Allocations Committee summary sheet dated March 8, 2017, July 12, 2017, December 13, 2017, June 13, 2018, January 9, 2019, May 8, 2019, June 12, 2019, September 4, 2019, December 11, 2019, and March 11, 2020.

Date: March 22, 2017
W.I.: 1512
Referred By: PAC

RE: San Francisco Bay Area Regional Transit Capital Priorities

METROPOLITAN TRANSPORTATION COMMISSION
RESOLUTION NO. 4272

WHEREAS, the Metropolitan Transportation Commission (MTC) is the regional transportation planning agency for the San Francisco Bay Area pursuant to Government Code Sections 66500 et seq.; and

WHEREAS, MTC is the designated Metropolitan Planning Organization (MPO) for the nine-county Bay Area and is required to prepare and endorse a Transportation Improvement Program (TIP) which includes a list of priorities for transit capital projects; and

WHEREAS, MTC is the designated recipient of the Federal Transit Administration (FTA) Section 5307 Urbanized Area, Section 5337 State of Good Repair, and Section 5339 Bus and Bus Facilities funds for the large urbanized areas of San Francisco-Oakland, San Jose, Concord, Antioch, and Santa Rosa, and has been authorized by the California Department of Transportation (Caltrans) to select projects and recommend funding allocations subject to state approval for the FTA Section 5307 and Section 5339 funds for the small urbanized areas of Vallejo, Fairfield, Vacaville, Napa, Livermore, Gilroy-Morgan Hill, and Petaluma in MTC's Federal Transportation Improvement Program; and

WHEREAS, MTC has worked cooperatively with the cities, counties and transit operators in the region and with Caltrans to establish priorities for the transit capital projects to be included in the TIP; and

WHEREAS, the process and criteria used in the selection and ranking of such projects are set forth in MTC Resolution No. 4242; and

WHEREAS, the projects to be included in the TIP are set forth in the detailed project listings in Attachments A-D, which are incorporated herein as though set forth at length; now, therefore, be it


RESOLVED, that MTC adopts the FY 2016-17 through FY2019-20 Transit Capital Priorities program of projects to be included in the TIP as set forth in Attachments A-D; and, be it further

RESOLVED, that this resolution supersedes and replaces MTC Resolution 4219, previously approved and adopting a program of projects for the FY2016-17 and FY2017-18 Transit Capital Priorities program; and, be it further

RESOLVED, that the Executive Director or designee is authorized to revise Attachments A-E as necessary to reflect the programming of projects as the projects are revised in the TIP; and be it further

RESOLVED, that the Executive Director of MTC is authorized and directed to forward a copy of this resolution to FTA, and such agencies as may be appropriate.

METROPOLITAN TRANSPORTATION COMMISSION



Jake Mackenzie, Chair

The above resolution was entered into by the Metropolitan Transportation Commission at a regular meeting of the Commission held in San Francisco, California on March 22, 2017.

FY 2016-17 Transit Capital Priorities / Transit Capital Rehabilitation Program						
TIP ID	Operator	Project Description	Total FTA Program	FTA Section 5307	FTA Section 5337	FTA Section 5339
Actual Apportionments			429,068,809	216,350,798	200,398,884	12,319,127
Previous Year Carryover			21,951,733	4,394,818	17,174,630	382,285
Funds Available for Programming			451,020,542	220,745,616	217,573,514	12,701,412
Lifeline Set-Aside						
Reserved	Various	Reserved for programming in Lifeline Transportation Program	3,368,200	3,368,200		
ADA Operating Set-Aside						
ALA990076	AC Transit	ADA Paratransit Assistance	3,856,331	3,856,331		
ALA170079	ACE	Railcar Midlife Overhaul	51,578	51,578		
BRT99T01B	BART	ADA Paratransit Capital Accessibility Improvements	2,415,999	2,415,999		
SM-170010	Caltrain	TVM Rehab and Clipper Functionality	175,410	175,410		
CC-99T001	CCCTA	ADA Paratransit Assistance	1,207,778	1,207,778		
CC-030035	ECCTA	ADA Operating Assistance	541,024	541,024		
MRN150014	GGBHTD	Ferry Major Components Rehab	175,309	175,309		
ALA990077	LAVTA	ADA Paratransit Operating Subsidy	341,904	341,904		
MRN110047	Marin Transit	ADA Paratransit Assistance	701,236	701,236		
NAP030004	Napa Vine	ADA Operating Assistance	63,311	63,311		
SON150007	Petaluma	ADA Set-Aside	90,300	90,300		
SM-990026	SamTrans	ADA Paratransit Operating Subsidy	1,773,353	1,773,353		
SON170003	Santa Rosa	ADA Operating Assistance	236,154	236,154		
SF-990022	SFMTA	ADA Paratransit Operating Support	4,591,625	4,591,625		
SOL110025	SolTrans	ADA Paratransit Operating Subsidy	290,178	290,178		
SON150013	Sonoma County	SCT Replacement Bus Purchase	25,581	25,581		
ALA170039	Union City	ADA Set-Aside	134,260	134,260		
SCL050046	VTA	ADA Operating Set-Aside	3,754,433	3,754,433		
CC-990045	Westcat	ADA Paratransit Operating Subsidy	258,365	258,365		
Total Program Set-asides and Commitments			24,052,329	24,052,329	-	-
Funds Available for Capital Programming			426,968,213	196,693,287	217,573,514	12,701,412
Capital Projects						
ALA170028	AC Transit	Purchase 35 40-ft Hybrid-Electric Buses	14,472,150	14,472,150		
ALA0170032	AC Transit	Purchase 31 45-ft Over-the-Road Coaches	5,924,378	4,587,713		1,336,665
ALA170029	AC Transit	PM Swap - Replace 9 40' Urban Buses - Battery	3,003,000	3,003,000		
ALA990052	AC Transit	Paratransit Van Capital Costs	1,168,994	1,168,994		
ALA170030	AC Transit	Preventive Maintenance (deferred comp)	780,640	780,640		
ALA170079	ACE	Railcar Midlife Overhaul	3,080,000		3,080,000	
ALA170048	ACE	FG: Capital Access Fees and Track/Signal Maintenance	1,490,000	1,355,640	134,360	
BRT030005	BART	Traction Power	17,000,000	12,777,726	4,222,274	
BRT97100B	BART	Rail, Way, and Structures Program	17,000,000		17,000,000	
BRT030004	BART	Train Control	10,000,000	10,000,000		
REG090037	BART	Railcar Procurement Program	6,426,296	364,117	6,062,179	
ALA090065	BART	Fare Collection Equipment	6,211,000		6,211,000	
SF-010028	Caltrain	Caltrain Electrification - EMU Procurement	31,805,399	31,805,399		
SM-170005	Caltrain	South San Francisco Station Rehabilitation	16,207,600		16,207,600	
REG090051	Caltrain	Revenue Vehicle Rehab Program	5,000,000		5,000,000	
SM-03006B	Caltrain	Systemwide Track Rehabilitation	4,693,408		4,693,408	
SM-050041	Caltrain	Communications System/Signal Rehabilitation	1,200,000		1,200,000	
NEW	ECCTA	Oakley Park & Ride	812,898	812,898		
SOL010006	Fairfield	Operating Assistance	2,493,081	2,493,081		
SOL110041	Fairfield	Bus Replacement	269,387			269,387
MRN050025	GGBHTD	Facilities Rehabilitation	4,600,000	4,600,000		
MRN030010	GGBHTD	Ferry Fixed Guideway Connectors	3,000,000		3,000,000	
MRN170009	GGBHTD	Replacing 6 Paratransit 22' Gas Cut-away Vehicles	557,202			557,202
MRN170003	Marin Transit	Replace 3 Paratransit Vehicle	218,940	218,940		
MRN170004	Marin Transit	Replace 2 Paratransit Vehicles with Vans	85,280	85,280		
NAP970010	Napa VINE	Operating Assistance	2,084,334	2,084,334		
NAP090008	Napa VINE	Replacement and Upgrades to Equipment	180,025		15,278	164,747
SON170004	Petaluma	Purchase 1 Replacement Paratransit Vehicle	45,100	45,100		
SON170005	Petaluma	Transit Yard & Facilities Improvements	45,100	45,100		
SM-150005	SamTrans	Replacement of 2003 Gillig Buses	1,976,200	1,976,200		
SON090023	Santa Rosa	Operating Assistance	1,526,857	1,526,857		
SON090024	Santa Rosa	Preventive Maintenance	455,861	455,861		
SF-170004	SFMTA	Replacement of 40' Trolley Coaches	95,660,612		95,660,612	
SF-150005	SFMTA	Replacement of 40' Motor Coaches	63,128,520	63,128,520		
SF-170005	SFMTA	Replacement of 60' Trolley Coaches	28,100,579		28,100,579	
SF-150006	SFMTA	Replacement of 60' Motor Coaches	10,008,506	5,295,178		4,713,328
SOL090034	SolTrans	Bus Purchase (Alternative Fuel)	2,190,339	1,824,023		366,316

Date: March 22, 2016
W.I.: 1512
Referred by: PAC
Revised: 07/26/17-C 12/20/17-C
06/27/18-C 09/25/19-C
03/25/20-C

Attachment A
Resolution No. 4272
Page 2 of 2

FY 2016-17 Transit Capital Priorities / Transit Capital Rehabilitation Program						
TIP ID	Operator	Project Description	Total FTA Program	FTA Section 5307	FTA Section 5337	FTA Section 5339
SOL070032	SolTrans	Preventive Maintenance	837,984	837,984		
SOL110040	SolTrans	Operating Assistance	560,000	560,000		
SON030005	Sonoma County	Preventive Maintenance	1,280,000	1,280,000		
SON150013	Sonoma County	SCT Replacement Bus Purchase	610,089	430,080		180,009
ALA170014	Union City	Replace 6 2009 Paratransit Cut-away vehicles	846,240	846,240		
ALA170015	Union City	Replace 1 2003 Paratransit Vehicle	141,040	141,040		
NEW	Union City	Zero-Emission Bus Procurement	141,040	141,040		
SOL010007	Vacaville	Operating Assistance	890,000	890,000		
SCL050001	VTA	Standard and Small Bus Replacement	20,000,000	17,107,280		2,892,720
SCL170011	VTA	Replace Rail Crossing Control Equipment	4,368,000		4,368,000	
SCL050002	VTA	Rail Replacement Program	4,334,405		4,334,405	
SCL170005	VTA	Paratransit Vehicle Procurement	2,893,751	2,893,751		
SCL050049	VTA	Rail Substation Rehab/Replacement	2,644,841		2,644,841	
SCL170006	VTA	Replace Fault Monitoring System on LRVs	2,255,200		2,255,200	
SCL170010	VTA	Guadalupe Train Wash Replacement	1,448,000		1,448,000	
SCL110099	VTA	Light Rail Bridge & Structure SGR	1,440,000		1,440,000	
SCL170008	VTA	Vasona Pedestrian Back Gates	1,207,559		1,207,559	
SCL150005	VTA	Train-to-Wayside Communications System Upgrade	1,084,600		1,084,600	
SCL170007	VTA	Pedestrian Swing Gates Replacement	704,000		704,000	
SCL170009	VTA	Chaboya Yard Well Removal	196,000		196,000	
CC-170006	WestCAT	Replacement of 2 40' Revenue Vehicles	882,320	882,320		
CC-170007	WestCAT	Purchase of 2 Fast Fare Electronic Fareboxes	28,498	28,498		
Total Capital Projects			411,554,213	190,819,222	210,254,617	10,480,374
Total Programmed			435,606,542	214,871,551	210,254,617	10,480,374
Fund Balance			15,414,000	5,874,065	7,318,897	2,221,038

Date: 3/22/2017
W.I.: 1512
Referred by: PAC
Revised: 12/20/17-C 06/23/18-C
09/25/19-C 12/18/19-C
03/25/20-C

Attachment B
Resolution No. 4272
Page 1 of 2

FY 2017-18 Transit Capital Priorities / Transit Capital Rehabilitation Program						
TIP ID	Operator	Project Description	Total FTA Program	FTA Section 5307	FTA Section 5337	FTA Section 5339
Actual Apportionments			479,370,309	224,379,528	238,132,825	16,857,956
Previous Year Carryover			15,414,000	5,874,065	7,318,897	2,221,038
Funds Available for Programming			494,784,309	230,253,593	245,451,722	19,078,994
Lifeline Set-Aside						
Reserved	Various	Reserved for programming in Lifeline Transportation Program	3,437,064	3,437,064		
ADA Operating Set-Aside						
ALA990076	AC Transit	ADA Paratransit Assistance	3,935,175	3,935,175		
ALA170079	ACE	Railcar Midlife Overhaul	52,633	52,633		
BRT99T01B	BART	ADA Paratransit Capital Accessibility Improvements	2,465,395	2,465,395		
SM-170010	Caltrain	TVM Rehab and Clipper Functionality	178,996	-	178,996	
CC-99T001	CCCTA	ADA Paratransit Assistance	1,232,472	1,232,472		
MRN150014	GGBHTD	Ferry Major Components Rehab	178,839	178,839		
ALA990077	LAVTA	ADA Paratransit Operating Subsidy	349,165	349,165		
MRN110047	MCTD	ADA Paratransit Assistance	715,573	715,573		
NAP030004	Napa Vine	ADA Operating Assistance	64,606	64,606		
SON150007	Petaluma	ADA Set-Aside	92,187	92,187		
SM-990026	SamTrans	ADA Paratransit Operating Subsidy	1,809,609	1,809,609		
SON170003	Santa Rosa	ADA Operating Assistance	240,982	240,982		
SF-990022	SFMTA	ADA Paratransit Operating Support	4,685,502	4,685,502		
SOL110025	SolTrans	ADA Paratransit Operating Subsidy	296,111	296,111		
SON150013	Sonoma County	SCT Replacement Bus Purchase	26,116	26,116		
CC-030035	ECCTA	ADA Operating Assistance	552,085	552,085		
ALA170039	Union City	ADA Set-Aside	137,005	137,005		
SCL050046	VTA	ADA Operating Set-Aside	3,831,392	3,831,392		
CC-990045	Westcat	ADA Paratransit Operating Subsidy	263,648	263,648		
REG090057	WETA	Ferry Mid-Life Refurbishment - Solano, Taurus, Mare Island, & Int	7,929	7,929		
Total Program Set-asides and Commitments			24,552,483	24,373,487	178,996	-
Funds Available for Capital Programming			470,231,826	205,880,106	245,272,726	19,078,994
Capital Projects						
ALA170082	AC Transit	Purchase (59) 40ft Urban Buses - Diesel	5,820,689			5,820,689
ALA170032	AC Transit	Purchase 31 45-ft Over-the-Road Coaches	4,582,729	4,582,729		
ALA990052	AC Transit	Paratransit Van Capital Costs	1,449,739	1,449,739		
ALA170079	ACE	Railcar Midlife Overhaul	2,975,789		2,975,789	
ALA170048	ACE	FG: Capital Access Fees and Track/Signal Maintenance	1,490,000	1,143,890	346,110	
REG090037	BART	Railcar Procurement Program	26,763,592	23,130,134	3,633,458	
BRT97100B	BART	Rail, Way, and Structures Program	17,000,000		17,000,000	
BRT030005	BART	Traction Power	17,000,000		17,000,000	
BRT030004	BART	Train Control	9,563,082		9,563,082	
ALA090065	BART	Fare Collection Equipment	6,211,000		6,211,000	
SF-010028	Caltrain	Caltrain Electrification - EMU Procurement	73,796,897	73,796,897		
SM-03006B	Caltrain	Systemwide Track Rehabilitation	12,893,000		12,893,000	
SM-050041	Caltrain	Comm. System/Signal Rehab.	819,309		819,309	
CC-170051	CCCTA	Replace 42 22' Gasoline 7-Year Paratransit Vans	4,305,000	2,426,455		1,878,545
CC-170053	CCCTA	Replace 3 Gasoline 7-Year Paratransit Minivans	130,380	130,380		
NEW	ECCTA	Oakley Park & Ride	989,240			989,240
SOL10006	Fairfield	Operating Assistance	2,554,835	2,554,835		
SOL110041	Fairfield	Bus Replacement	367,380			367,380
MRN170008	GGBHTD	Replace 67 Fixed Rte 40' Buses	48,457,080	45,104,777		3,352,303
MRN150014	GGBHTD	Ferry Major Components Rehab - MS Marin	2,000,000		2,000,000	
MRN150015	GGBHTD	Ferry Propulsion: MS Marin	2,000,000		2,000,000	
ALA190005	LAVTA	Hybrid Bus Battery Pack Replacement	630,170	245,149		385,021
MRN170005	MCTD	Replace Four (4) Rural Cutaway Vehicles	505,120	505,120		
MRN150011	MCTD	Vehicle Replacement- one Shuttle	102,500	102,500		
NAP970010	Napa Vine	Operating Assistance	2,164,144	2,164,144		
NAP090008	Napa Vine	Replacement and upgrades to equipment	224,681	-		224,681
SON170018	Petaluma	Purchase (1) Replacement Fixed Route Bus	185,867	185,867		
SON170020	Petaluma	Purchase (2) Replacement Paratransit Vans	147,600	147,600		
SON170005	Petaluma	Transit Yard and Facility Improvements	45,800	45,800		
SON170019	Petaluma	Purchase Service Vehicle	28,000	28,000		
SON170017	Petaluma	AVL Equipment	19,200	19,200		
SON090023	Santa Rosa	Operating Assistance	1,614,870	1,614,870		
SON090024	Santa Rosa	Preventive Maintenance	563,010	563,010		
SF-170004	SFMTA	Replacement of 40' Trolley Coaches	93,892,831		93,892,831	
SF-970170	SFMTA	Muni Rail Replacement	10,002,337		10,002,337	
SF-99T005	SFMTA	Rehab Historic Streetcars	7,000,000		7,000,000	
SF-150005	SFMTA	Replacement of 40' Motor Coaches	5,013,526	5,013,526		
SF-050024	SFMTA	Wayside/Central Train Control & Trolley Signal Systems Rehabilit	4,500,000		4,500,000	
SF-970170	SFMTA	Overhead Line Rehabilitation	3,750,000		3,750,000	
SF-150007	SFMTA	Farebox Replacement	2,060,800		2,060,800	
SF 99T002	SFMTA	Cable Car Infrastructure	1,250,000		1,250,000	
SF-970073	SFMTA	Cable Car Vehicle Renovation Program	1,018,464		1,018,464	

Date: March 22, 2017
W.I.: 1512
Referred by: PAC
Revised: 12/20/17-C 06/23/18-C
09/25/19-C 12/18/19-C
03/25/20-C

Attachment B
Resolution No. 4272
Page 2 of 2

FY 2017-18 Transit Capital Priorities / Transit Capital Rehabilitation Program						
TIP ID	Operator	Project Description	Total FTA Program	FTA Section 5307	FTA Section 5337	FTA Section 5339
SF-170006	SFMTA	Station-Area Pedestrian and Bicycle Access Improvements	250,000		250,000	
SF-030013	SFMTA	Wayside Fare Collection	250,000		250,000	
SOL090034	SolTrans	Bus Purchase (Alternative Fuel)	2,499,530	2,000,000		499,530
SOL070032	SolTrans	Preventive Maintenance	800,000	800,000		
SOL110040	SolTrans	Operating Assistance	510,695	510,695		
SON030005	Sonoma County	Preventive Maintenance	1,280,000	1,280,000		
SON150013	Sonoma County	Replacement Bus Purchase	661,276	425,800		235,476
SOL010007	Vacaville	Operating Assistance	890,000	890,000		
SCL050001	VTA	Standard and Small Bus Replacement	20,000,000	11,738,719	4,335,965	3,925,316
SCL050002	VTA	Rail Replacement Program	15,093,290		15,093,290	
SCL090044	VTA	OCS Rehabilitation Program	6,460,000		6,460,000	
SCL170050	VTA	SCADA Control Center System Replacement	3,015,200		3,015,200	
SCL170007	VTA	Pedestrian Swing Gates	2,720,000		2,720,000	
SCL150008	VTA	VTA Track Intrusion Abatement	1,600,000		1,600,000	
SCL170005	VTA	Paratransit Fleet Program	1,301,449	1,301,449		
SCL170049	VTA	SCADA Middleware Replacement	1,150,400		1,150,400	
SCL170008	Vasona	Pedestrian Back Gates	1,112,441		1,112,441	
SF-110053	WETA	Replace Ferry Vessels	20,428,858	14,868,858	5,560,000	
REG090054	WETA	Ferry Channel Dredging	2,480,000		2,480,000	
REG090057	WETA	Ferry Mid-Life Refurbishment - Taurus, Mare Island, & Intintoli	1,368,071		1,368,071	
Total Capital Projects			459,759,871	198,770,143	243,311,547	17,678,181
Total Programmed			484,312,353	223,143,630	243,490,543	17,678,181
Fund Balance			10,471,956	7,109,963	1,961,180	1,400,813

FY 2018-19 Transit Capital Priorities / Transit Capital Rehabilitation Program						
TIP ID	Operator	Project Description	Total FTA Program	FTA Section 5307	FTA Section 5337	FTA Section 5339
		Actual Apportionments	476,218,214	229,832,145	230,892,790	15,493,279
		Previous Year Carryover	10,471,956	7,109,963	1,961,180	1,400,813
		Funds Available for Programming	486,690,170	236,942,108	232,853,970	16,894,092

Lifeline Set-Aside

Reserved	Various	Reserved for programming in Lifeline Transportation Program	3,508,001	3,508,001		
----------	---------	---	-----------	-----------	--	--

ADA Operating Set-Aside

ALA990076	AC Transit	ADA Paratransit Assistance	4,394,476	4,394,476		
ALA170079	ACE	Railcar Midlife Overhaul	9,920	9,920		
BRT99T01B	BART	ADA Paratransit Capital Accessibility Improvements	865,835	865,835		
CC-99T001	CCCTA	ADA Paratransit Assistance	1,207,623	1,207,623		
MRN150014	GGBHTD	Ferry Major Components Rehab	171,757	171,757		
ALA990077	LAVTA	ADA Paratransit Operating Subsidy	406,769	406,769		
MRN110047	MCTD	ADA Paratransit Assistance	687,028	687,028		
NAP030004	Napa Vine	ADA Operating Assistance	68,209	68,209		
SON150007	Petaluma	ADA Set-Aside	86,485	86,485		
SON170003	Santa Rosa	ADA Operating Assistance	245,955	245,955		
SM-990026	SamTrans	ADA Paratransit Operating Subsidy	1,854,074	1,854,074		
SF-990022	SFMTA	ADA Paratransit Operating Support	4,343,542	4,343,542		
SOL110025	SolTrans	ADA Paratransit Operating Subsidy	294,296	294,296		
SON150013	Sonoma County	Replacement Bus Purchase	31,966	31,966		
CC-030035	ECCTA	ADA Operating Assistance	556,469	556,469		
ALA170039	Union City	ADA Set-Aside	133,210	133,210		
SCL050046	VTA	ADA Operating Set-Aside	3,808,721	3,808,721		
CC-990045	Westcat	ADA Paratransit Operating Subsidy	244,729	244,729		

Total Program Set-asides and Commitments	22,919,064	22,919,064	-	-
Funds Available for Capital Programming	463,771,106	214,023,044	232,853,970	16,894,092

Capital Projects

ALA170081	AC Transit	Replace (24) 60ft Artic Urban Buses - Hybrid	13,254,330	5,795,984	-	7,458,346
ALA990052	AC Transit	Paratransit Van Capital Costs	1,580,574	1,580,574		
ALA170080	AC Transit	Replace (10) 24ft Cut-Away Vans	637,000	637,000		
ALA170038	AC Transit	Replace (6) 24ft Cut-Away Vans	382,200	382,200		
ALA170079	ACE	Railcar Midlife Overhaul	3,070,079	1,409,473	1,660,606	
ALA170048	ACE	FG: Capital Access Fees and Track/Signal Maintenance	1,490,000		1,490,000	
REG090037	BART	Railcar Replacement Program	45,466,817	22,227,925	23,238,892	
BRT97100B	BART	Rail, Way, and Structures Program	17,000,000		17,000,000	
BRT030005	BART	Traction Power	10,000,000		10,000,000	
BRT030004	BART	Train Control	10,000,000		10,000,000	
ALA190014	BART	Elevator Renovation Program	7,000,000		7,000,000	
ALA090065	BART	Fare Collection Equipment	6,211,000	6,211,000		
BRT99T01B	BART	ADA Paratransit Capital Accessibility Improvements	1,896,182		1,896,182	
SF-010028	Caltrain	Caltrain Electrification - EMU Procurement	67,582,236	67,582,236		
SM-03006B	Caltrain	Systemwide Track Rehabilitation	13,193,000		13,193,000	
SM-050041	Caltrain	Comm. System/Signal Rehab.	1,200,000		1,200,000	
SM-170010	Caltrain	TVM Rehab & Clipper Functionality (ADA Set-Aside)	222,104		222,104	
NEW	ECCTA	Oakley Park & Ride	512,543			512,543
SOL010006	Fairfield	Operating Assistance	2,597,033	2,597,033		
SOL110041	Fairfield	Bus Replacement	336,529			336,529
MRN030010	GGBHTD	Ferry Fixed Guideway Connectors	13,500,000		13,500,000	
MRN050025	GGBHTD	Facilities Rehabilitation	8,600,000	8,600,000		
MRN170024	GGBHTD	Replace 14 Paratransit Vehicle	1,044,680			1,044,680
MRN150015	GGBHTD	Ferry Vessel Propulsion Systems Rehab	500,000		500,000	
ALA190005	LAVTA	Hybrid Bus Battery Pack Replacement	169,830			169,830
MRN170006	MCTD	Replace Articulated Vehicles	7,216,000	7,216,000		
NAP970010	Napa Vine	Operating Assistance	2,623,951	2,623,951		
NAP090008	Napa Vine	Equipment Replacement & Upgrades	205,812			205,812
SON170017	Petaluma	AVL Model Upgrade	60,000	60,000		
SM150011	SamTrans	Purchase of Replacement Minivans	619,920	619,920		
SON150008	Santa Rosa	Fixed Route Bus Replacement	1,309,308	431,309		877,999
SON090023	Santa Rosa	Operating Assistance	1,095,895	1,095,895		
SON090024	Santa Rosa	Preventive Maintenance	611,309	611,309		
SF-970170	SFMTA	Overhead Line Rehabilitation	20,000,000		20,000,000	
SF-170018	SFMTA	60' Motor Coach Mid-Life Overhaul	19,392,931	19,392,931		
SF-170019	SFMTA	40' Motor Coach Mid-Life Overhaul	16,928,241	16,928,241		
SF-970170	SFMTA	Muni Rail Replacement	16,736,000		16,736,000	
SF-090012	SFMTA	LRV Replacement	13,220,000		13,220,000	
SF-050024	SFMTA	Wayside/Central Train Control & Trolley Signal Systems Rehabilitation	8,640,000		8,640,000	
SF-99T005	SFMTA	Rehab Historic Streetcars	8,000,000		8,000,000	

Date: February 22, 2017
W.I.: 1512
Referred by: PAC
Revised: 12/20/17-C 06/27/18-C
01/23/19-C 05/22/19-C
06/26/19-C 09/25/19-C
03/25/20-C

Attachment C
Resolution No. 4272
Page 2 of 2

FY 2018-19 Transit Capital Priorities / Transit Capital Rehabilitation Program						
TIP ID	Operator	Project Description	Total FTA Program	FTA Section 5307	FTA Section 5337	FTA Section 5339
SF-190004	SFMTA	Fixed Guideway Facilities Condition Assessment Implementation Projects	5,900,000	5,000,000	900,000	
SF-190003	SFMTA	Muni Metro East Facility - Boiler Replacement	4,100,000		4,100,000	
SF-190002	SFMTA	L-Taraval Improvement Project - SGR Project Elements	4,070,000		4,070,000	
SF 99T002	SFMTA	Cable Car Infrastructure	4,000,000		4,000,000	
SF-030013	SFMTA	Wayside Fare Collection	2,000,000		2,000,000	
SF-070005	SFMTA	Van Ness BRT - SGR Project Elements	1,830,000		1,830,000	
SF-970073	SFMTA	Cable Car Vehicle Renovation Program	1,042,907		1,042,907	
SF-170006	SFMTA	Station-Area Pedestrian and Bicycle Access Improvements	1,000,000		1,000,000	
SF-150007	SFMTA	Farebox Replacement	336,000	336,000		
SOL110040	SolTrans	Operating Assistance	2,419,610	2,419,610		
SOL070032	SolTrans	Preventive Maintenance	1,000,000	1,000,000		
SOL090034	SolTrans	Bus Purchase Alternative Fuel	457,580			457,580
SON030005	Sonoma County	Preventive Maintenance	1,280,000	1,280,000		
SON170006	Sonoma County	Replacement Bus Purchase	446,684	446,684		
SON150013	Sonoma County	Replacement Bus Purchase	220,141			220,141
SOL010007	Vacaville	Operating Assistance	890,000	890,000		
SCL050001	VTa	Standard & Small Bus Replacement	17,204,124	13,665,061	-	3,539,063
SCL090044	VTa	OCS Rehabilitation Program	12,520,000		12,520,000	
SCL 050002	VTa	Rail Replacement Program	5,692,305		5,692,305	
SCL190027	VTa	SCADA Hardware, Software, & Network Upgrade	4,447,296		4,447,296	
SCL150008	VTa	Track Intrusion Abatement	4,000,000		4,000,000	
SCL190023	VTa	Bus CCTV Replacement	2,640,000	2,640,000		
SCL190024	VTa	Transit Center Park & Ride Rehabilitation	1,600,000	1,600,000		
SCL190026	VTa	HVAC Replacement	1,448,265	1,448,265		
SCL110099	VTa	LRV Bridge Repair/Hamilton Structural Stabilization	1,080,000		1,080,000	
SCL190025	VTa	Gigabit Ethernet Network	960,000	960,000		
SCL170010	VTa	Replace Guadalupe Train Wash	800,000		800,000	
SCL170009	VTa	Chaboya Yard Well Removal	120,000	120,000		
CC-170010	WestCAT	Replacement of (9) 40ft Revenue Vehicles	3,877,781	3,877,781		
CC-150021	WestCAT	AVL & APC System Procurement & Installation	294,105	294,105		
CC-170020	WestCAT	Replace (2) Minivans	255,840	255,840		
CC-170011	WestCAT	Purchase of (9) Fast Fare Electronic Fareboxes	128,241	128,241		
CC-170013	WestCAT	Purchase of (2) Radio systems for (2) Cut Away Vans	1,600	1,600		
SF-110053	WETA	Ferry Vessel Replacement - Bay Breeze	15,306,920		15,306,920	
REG090057	WETA	Ferry Major Component Rehabilitation	720,000		720,000	
Total Capital Projects			444,194,903	202,366,168	227,006,212	14,822,523
Total Programmed			467,113,967	225,285,232	227,006,212	14,822,523
Fund Balance			19,576,203	11,656,876	5,847,758	2,071,569

Date: March 22, 2017

W.L.: 1512

Referred by: PAC

Revised: 12/20/17-C 06/27/18-C
05/22/19-C 06/26/19-C
12/18/19-C 03/25/20-C

Attachment D
Resolution No. 4272
Page 1 of 2

FY 2019-20 Transit Capital Priorities / Transit Capital Rehabilitation Program						
TIP ID	Operator	Project Description	Total FTA Program	FTA Section 5307	FTA Section 5337	FTA Section 5339
Final Apportionments			469,707,536	239,075,753	214,847,302	15,784,481
Previous Year Carryover			19,576,203	11,656,876	5,847,758	2,071,569
Funds Available for Programming			489,283,739	250,732,629	220,695,060	17,856,050

MTC Debt Service

REG170023	MTC	TCP Financing Repayment Obligations	35,070,000	3,900,000	31,170,000	
-----------	-----	-------------------------------------	------------	-----------	------------	--

Lifeline Set-Aside

Reserved	Various	Reserved for programming in Lifeline Transportation Program	3,580,439	3,580,439		
----------	---------	---	-----------	-----------	--	--

ADA Operating Set-Aside

ALA990076	AC Transit	ADA Paratransit Assistance	4,461,934	4,461,934		
ALA170079	ACE	Railcar Midlife Overhaul	14,346	14,346		
BRT99T01B	BART	ADA Paratransit Capital Accessibility Improvements	2,800,403	2,800,403		
SM-170010	Caltrain	TVM Rehab & Clipper Functionality (ADA Set-Aside)	62,350	62,350		
CC-99T001	CCCTA	ADA Paratransit Assistance	1,218,311	1,218,311		
MRN150014	GGBHTD	Ferry Major Component Rehabilitation	174,393	174,393		
ALA990077	LAVTA	ADA Paratransit Operating Subsidy	412,325	412,325		
MRN110047	MCTD	ADA Paratransit Assistance	697,574	697,574		
NAP030004	Napa Vine	ADA Operating Assistance	70,704	70,704		
SON150007	Petaluma	ADA Set-Aside	89,821	89,821		
SM-990026	SamTrans	ADA Paratransit Operating Subsidy	1,882,536	1,882,536		
SON170003	Santa Rosa	ADA Operating Assistance	251,035	251,035		
SF-990022	SFMTA	ADA Paratransit Operating Support	3,410,218	3,410,218		
SOL110025	SolTrans	ADA Paratransit Operating Subsidy	305,060	305,060		
SON170006	Sonoma County	SCT Replacement Bus Purchase	33,199	33,199		
CC-030035	ECCTA	ADA Operating Assistance	571,422	571,422		
ALA170039	Union City	ADA Set-Aside	135,255	135,255		
SCL050046	VTa	ADA Operating Set-Aside	3,970,716	3,970,716		
CC-990045	Westcat	ADA Paratransit Operating Subsidy	248,485	248,485		
REG090057	WETA	Ferry Major Component Rehabilitation	17,418	17,418		

Total Program Set-asides and Commitments	59,477,945	28,307,945	31,170,000	-
Funds Available for Capital Programming	429,805,793	222,424,684	189,525,060	17,856,050

Capital Projects

ALA170031	AC Transit	Replace (27) 40ft Urban Buses - Hybrid	14,400,164	5,733,468		8,666,696
ALA990052	AC Transit	Paratransit Van Capital Costs	1,523,374	1,523,374		
ALA170079	ACE	Railcar Midlife Overhaul	2,800,000		2,800,000	
ALA170049	ACE	FG: Capital Access Fees and Track/Signal Maintenance	1,770,000	1,435,563	334,437	
REG090037	BART	Railcar Replacement Program	84,413,200	31,383,344	53,029,856	
BRT97100B	BART	Rail, Way, and Structures Program	17,000,000		17,000,000	
BRT030005	BART	Traction Power	17,000,000		17,000,000	
BRT030004	BART	Train Control	10,000,000		10,000,000	
ALA090065	BART	Fare Collection Equipment	6,211,000		6,211,000	
SF-010028	Caltrain	Caltrain Electrification - EMU Procurement	97,987,868	97,987,868		
SM-03006B	Caltrain	Systemwide Track Rehabilitation	13,193,000		13,193,000	
SM-050041	Caltrain	Comm. System/Signal Rehab.	1,200,000		1,200,000	
SM-170010	Caltrain	TVM Rehab & Clipper Functionality (ADA Set-Aside)	167,653		167,653	
REG170022	Clipper	Clipper Next Gen Fare Collection System	14,127,879	14,127,879		
SOL010006	Fairfield	Operating Assistance	2,643,896	2,643,896		
SOL110041	Fairfield	Bus Replacement	286,829			286,829
MRN990047	GGBHTD	Ferry Dredging	17,000,000		17,000,000	
MRN150014	GGBHTD	Ferry Major Components Rehab	11,390,000		11,390,000	
MRN030010	GGBHTD	Fixed Guideway Connectors	6,060,000		6,060,000	
MRN150015	GGBHTD	Ferry Propulsion Systems Replacement	5,610,000		5,610,000	
MRN170008	GGBHTD	Replace 67 Diesel Buses with Hybrid Buses	5,183,220	5,183,220		
MRN050025	GGBHTD	Facilities Rehab	2,211,492	2,211,492		
SF-170022	GGBHTD	Replace 2 Paratransit Vehicles	150,880	150,880		
NEW	MCTD	Replace 3 Articulated buses with 4 40-ft ZEBs	2,656,800	2,656,800		
NEW	MCTD	Replace Paratransit Vehicles	1,207,040	1,207,040		
MRN150011	MCTD	Replace Nine (9) Shuttle Vehicles	952,020	952,020		
MRN170007	MCTD	Replace 2- 35ft diesel vehicles	697,000	697,000		
MRN110040	MCTD	Preventative Maintenance	70,520	70,520		
NAP970010	Napa Vine	Operating Assistance	2,703,862	2,703,862		
NAP090008	Napa Vine	Equipment Replacement & Upgrades	175,414			175,414
SON190004	Petaluma	Purchase (2) Replacement Paratransit Vans	150,881	23,157		127,723
SON170017	Petaluma	AVL System Upgrades	100,000	100,000		
SON170005	Petaluma	Transit Yard and Facility Improvements	90,528	90,528		
SON190005	Petaluma	Upgrade Security System	40,000	40,000		
SM150011	SamTrans	Replacement of Cut-away Buses	1,375,140	1,375,140		

Date: February 22, 2017

W.L.: 1512

Referred by: PAC

Revised: 12/20/17-C 06/27/18-C
 05/22/19-C 06/26/19-C
 12/18/19-C 03/25/20-C

Attachment D
 Resolution No. 4272

Page 2 of 2

FY 2019-20 Transit Capital Priorities / Transit Capital Rehabilitation Program

TIP ID	Operator	Project Description	Total FTA Program	FTA Section 5307	FTA Section 5337	FTA Section 5339
SON090023	Santa Rosa	Operating Assistance	1,535,279	1,535,279		
SON090024	Santa Rosa	Preventive Maintenance	636,242	636,242		
SF-970170	SFMTA	Muni Rail Replacement	4,288,000		4,288,000	
NEW	SFMTA	Zero-Emission Bus Procurement	1,000,000	1,000,000		
SOL110040	SolTrans	Operating Assistance	2,485,247	2,485,247		
SOL070032	SolTrans	Preventive Maintenance	1,000,000	1,000,000		
SOL090034	SolTrans	Bus Purchase (Alternative Fuel)	390,035			390,035
SON030005	Sonoma County	SCT Preventive Maintenance	1,280,000	1,280,000		
SON170006	Sonoma County	SCT Replacement Bus Purchase	703,975	474,265		229,710
NEW	Union City	Electric Bus Procurement	4,440,960	4,440,960		
ALA170092	Union City	Replacement of Heavy-Duty Transit Vehicles	1,251,960	1,251,960		
SOL010007	Vacaville	Operating Assistance	890,000	890,000		
NEW	MTA	Rehabilitation of LRV System Elevators & Escalators	7,440,000		7,440,000	
SCL050001	MTA	Standard and Small Bus Replacement	7,184,497	3,521,503		3,662,994
NEW	MTA	Pedestrian Backgates - non-Vasona	6,560,000		6,560,000	
NEW	MTA	Downtown San Jose Speed Improvements (LRV)	4,920,000		4,920,000	
SCL150008	MTA	Track Intrusion Abatement	4,000,000	4,000,000		
SCL170047	MTA	Paratransit Fleet Program	3,978,116	3,978,116		
NEW	MTA	Facilities ADA Upgrades	2,560,000	2,560,000		
NEW	MTA	Guadalupe Steam Rack Improvements & Liner Replacement	2,400,000		2,400,000	
NEW	MTA	PA System Hardware & Software Upgrade	2,216,352		2,216,352	
NEW	MTA	Guadalupe Roll-up Doors	2,000,000		2,000,000	
NEW	MTA	Fuel Dispenser & UDC Replacement	1,920,000	1,920,000		
NEW	MTA	Cameras for VTA ACCESS Paratransit Vehicles	1,804,850	1,804,850		
NEW	MTA	Mobile Router/Passenger WiFi	1,200,000	1,200,000		
NEW	MTA	Replace/Upgrade Fire Alarm at Guadalupe & Chaboya	1,200,000	1,200,000		
NEW	MTA	Newwork & Gigabit Fiber Upgrade	1,200,000	1,200,000		
NEW	MTA	Guadalupe Entrance Security Improvements	1,000,000	-	1,000,000	
NEW	MTA	LRV Station Rehabilitation	776,000		776,000	
NEW	MTA	LRV Station Platform CCTV System Replacement	445,600		445,600	
NEW	MTA	Replace UPSs & PDU in OCC/EOC	377,361	377,361		
CC-170008	WestCAT	Replacement of 6 40' Revenue Vehicles	2,745,360	2,745,360		
CC-170009	WestCAT	Purchase of 6 Fast Fare Electronic Fareboxes	85,494	85,494		
REG090067	WETA	Ferry Fixed Guideway Connectors	6,000,000		6,000,000	
REG090057	WETA	Ferry Major Component Rehabilitation	3,554,140		3,554,140	
Total Capital Projects			409,767,168	210,631,728	185,596,038	13,539,402
Total Programmed			469,245,114	238,939,674	216,766,038	13,539,402
Fund Balance			20,038,625	11,792,955	3,929,022	4,316,648

Transit Capital Priorities / Transit Capital Rehabilitation Program Notes

1	Program is based on final apportionments as as provided by FTA and Caltrans (Small UZA Section 5339 amounts). Program assumes availability of financing proceeds, subject to future Commission authorization. If financing is not secured, this program will be revised accordingly.
2	AC Transit: \$25,416,508 of BATA Project Savings and \$7,672,907 of AB 664 Bridge Toll funds have been programmed to AC Transit's Core Capacity Challenge Grant Program (CCCCGP) projects, proportionately, according to the CCCCCP funding plan from FY2016-17 through FY2019-20. AC Transit is exercising a Preventive Maintenance Funding Exchange in FY2016-17 for electric battery buses (\$3,003,000), using 5307 for PM in place of local funds for the bus purchases. They are also using compensation for deferred replacement of 40 40-foot diesel electric hybrids for one year (from FY17 to FY18) for \$780,640.
3	Caltrain's FY17 FG cap reduced by \$3,264,826 (\$1,570,770 from FY16 and \$1,694,056 from FY17) to \$11,128,174 due to failure to meet grant spend-down goals in FY15 and FY16. Programming of 5337 funds to the South San Francisco Station and Revenue Vehicle Rehab projects in FY17 is conditioned on action by the SMCTA Board to program an equal dollar amount to the PCEP, fixed guideway projects (up to Caltrain's cap amount) or other Score 16 projects. In July 2017, \$5.2M of 5337 reprogrammed from Systemwide Track Rehab to the South San Francisco Station project to offset an equal reprogramming from the station project to track rehab in the FY15 program. Also, \$5.2 million of 5337 reprogrammed from South San Francisco station project (to be replaced with San Mateo local funds) to the Revenue Vehicle Rehab project; there is no net decrease in funding to the station project from these actions.
4	Petaluma is using compensation for deferred replacement of a paratransit vehicle from FY12 to FY17. They are applying compensation to Transit Yard Facility Project in FY17 (\$45,100).
5	SamTrans, in FY17, is applying for the incremental cost difference between 10 diesel and 10 hybrid 40-foot buses that were programmed in FY15 and FY16. This will help fund the increased cost of purchasing 10 electric buses from the 60 bus replacement project (SM150005) for a demonstration project.
6	SFMTA: \$12,741,300 of BATA Project Savings and \$6,283,687 of AB 664 Bridge Toll funds have been programmed to SFMTA's CCCCCP projects, proportionately, according to the CCCCCP funding plan in FY2016-17 through FY2019-20. Additionally, CCCCCP Funds totalling \$152 million (\$69,443,401 of AB 664 and \$83,000,000 of BATA Project Savings) have been reprogrammed from BART to SFMTA in the FY17-FY20 program period. Allocation of these funds will be committed upon the execution of financing. In FY17, SFMTA's FG reduced by \$21,470,406 to \$12,555,594 due to failure to meet grant spend-down goals in FY16.
7	WETA: \$4,941,210 of FG caps voluntarily deferred in FY15 (\$3,424,000) and FY16 (\$1,517,210) are being restored through FY20.
8	VTA requested and was granted a waiver to program \$5M in FG projects above FG cap amounts in FY17. VTA to produce an SRTP or similar by the end of FY17 so that staff can ensure sufficient FTA funds are available to cover VTA capital needs before granting exceptions for FY18-FY20.
9	GGBHTD: \$23,628,000 of FG caps voluntarily deferred from FY11 through FY16 are being restored in FY19.
10	In FY20, MCTD will request less than bus list price for 2 35-ft diesel buses, and apply 1/12 of savings to a PM project.
11	Petaluma is using compensation for deferred replacement of a paratransit vehicle from FY15 to FY18 and another from FY16 to FY18. They are applying compensation to purchase a service vehicle in FY18 (\$28,000). Petaluma is using compensation for deferred replacement of two paratransit vehicles from FY17 to FY20. They are applying compensation to Transit Yard Facility Project in FY20 (\$90,528).
12	VTA and Caltrain are executing a local fund swap in FY18 and FY19, with VTA applying \$300K of local sales tax funds on a Score 16 FG project for Caltrain and Caltrain directing \$300K of FTA funds for a FG project for VTA. Caltrain's FY18 programming for Systemwide Track Rehab was reduced by \$300K in the San Jose UZA, and VTA's FY19 programming for their Rail Replacement Program was increased by \$300K.
13	WestCat is deferring replacement of 4 40-ft diesel buses from FY17 to FY19. They are applying compensation from deferred replacement to supplement funding for the replacement of 4 40-ft diesel buses with 4 40-ft TBD buses in FY19. The FY19 TCP program will need to be revised to specify the type of buses being procured before WestCAT includes these funds in an FTA grant.
14	WETA is exercising a fund swap, using local funds for ferry vessel replacement purchases and applying FTA funds in the same amount to Richmond Ferry Service expansion in FY18.
15	BART's FY18 FG cap reduced by \$436,918 to \$49,774,082 due to failure to meet grand spend-down goals in FY17.
16	Caltrain's FY18 FG cap reduced by \$380,691 to \$14,012,309 due to failure to meet grand spend-down goals in FY17.
17	SFMTA's FY18 FG cap reduced by \$14,023,663 to \$20,002,337 due to failure to meet grand spend-down goals in FY17.
18	WETA is voluntarily deferring \$11,801,652 of FG caps during the 4-year programming period, to be restored after FY20.
19	In FY19, \$20.75M of SFMTA's \$25M voluntary deferred FG cap funding from FY15 and FY16 is being restored as part of the funding exchange for Central Subway discussed in Note 20.
20	In FY19, SFMTA, SFCTA, and MTC executed a funding swap to provide \$61.75 million in funding for SFMTA's Central Subway to make up for a delay in receipt of State Transportation Improvement Program (STIP) funds. The swap consists of \$20 million of funds from SFMTA, \$21 million from SFCTA, and \$20.75 million from MTC. MTC's share is reprogrammed from the FTA 5337 portion of the Debt Service Repayment project to Muni Rail Replacement, Wayside/Central Train Control & Trolley Signal Systems Rehab, Muni Metro East Facility - Boiler Replacement, L-Taraval Improvement Project - SGR Project Elements, Van Ness BRT - SGR Project Elements, and FG Facilities Condition Assessments Implementation Projects in exchange for local funds from those projects being reprogrammed to Central Subway. Future STIP funds will be repaid to the TCP Program to make up for this programming action.
21	\$13.2 million of FTA Section 5337 funds programmed to SFMTA's LRV replacement in FY19 are conditioned on resolution of mechanical issues with the replacement LRVs that came to light in April 2019. These funds will not be amended into the TIP until resolved.
22	FG Caps for FY20 for all FG operators will be revised if necessary based on performance against grant spend-down targets as specified in TCP policy.
23	In September 2019, ECCTA exercised the Cost Effective Bus Procurement element of the TCP Policy on their bus replacement projects, directing 50% of the \$512,543 of FY19 5339 funds to the Oakley Park & Ride Project. The balance of 5339 funds (\$256,271), in addition to \$989,240 of FY18 5339 funds programmed to a fare collection project is being reprogrammed to the same Oakley Park & Ride Project, consistent with the Capital Exchange element of the TCP Policy. ECCTA will repay the region in a future year (tent. FY23) by reducing the eligibility of a bus replacement project for TCP funds by the same amount (\$1,245,511).