

**Metropolitan Transportation Commission
Programming and Allocations Committee**

September 4, 2019**Agenda Item 2c**

MTC Resolution Nos. 4084, Revised, 4162, Revised, 4212, Revised, and 4272, Revised

Subject: Revisions to the FY2013-14 through FY2018-19 Transit Capital Priorities (TCP) Programs to reprogram approximately \$5.1 million of FTA Section 5307 and 5339 funds from Tri Delta Transit bus and related projects to the Oakley Park & Ride Facility project consistent with the TCP Policies and Procedures.

Background: MTC is responsible for programming the region's Federal Transit Administration (FTA) Urbanized Area Formula (Section 5307), State of Good Repair (Section 5337) and Bus & Bus Facilities (Section 5339) funds, as well as One Bay Area Grant (OBAG) Cycle 2 Transit Capital Rehabilitation funds. MTC programs these funds to eligible transit operators to support capital replacement and rehabilitation projects, preventive maintenance, and operating costs through the Transit Capital Priorities (TCP) program.

Tri Delta Transit has recently completed the replacement of their entire bus fleet, and the next bus replacement is not projected until FY2022-23. As a result of lower vehicle costs, they have approximately \$6.4 million of Section 5307 and 5339 funds that are programmed, but no longer needed for transit procurements in the near-term. Additionally, Tri Delta Transit has a fare collection project with nearly \$1 million in FY2017-18 Section 5339 funds that they no longer plan to move forward.

The TCP policy includes a provision where an operator can apply up to 100% of the cost savings to a Score 10-16 project or up to 50% of the savings to a project with a score below 10. The policy also allows operators to do a Capital Exchange of TCP funds for a typically ineligible or lower-scoring project in exchange for local funds toward a Score 16 project.

Tri Delta Transit has requested funding for the construction of a new park and ride facility in Oakley, supporting their regional bus service with connections to BART in Contra Costa County. The total project cost is \$6.4 million, and FTA regulations allow up to 80% or \$5.1 million to be paid from federal sources.

From the funds identified as cost savings above, staff is proposing to program approximately \$2.2 million of prior-year FTA Section 5307 and 5339 funds to Tri Delta Transit's Oakley Park & Ride Project, which is a Score 8 project in the TCP policy. These cost savings would be applied directly to the Park & Ride Project, and would not require a capital exchange.

To complete the funding plan for the Park & Ride Project, another \$1.9 million of prior-year FTA Section 5307 and 5339 funds, plus the \$1 million in FY2017-18 5339 funds, are proposed to be programmed to their Oakley Park & Ride Project. Consistent with the Capital Exchange provision of the TCP Policy, Tri Delta Transit will apply a like amount of local funds to a future Score 16 project, as detailed below.

In total, this action today proposes to program \$2.2 million as cost savings and \$2.9 million as a Capital Exchange, which is summarized in the table on the following page:

Tri Delta Transit Proposed Programming Summary (in \$millions)							
Year	Section 5307 Funds			Section 5339 Funds			Total
	Total	50% Savings	Capital Exchange	Total	50% Savings	Capital Exchange	
FY14	-	-	-	0.5	0.3	0.3	0.5
FY15	2.3	1.1	1.1	0.5	0.2	0.2	2.7
FY16	0.3	0.3	0.0	0.1	0.0	0.0	0.4
FY17	-	-	-	-	-	-	-
FY18	-	-	-	1.0	-	1.0	1.0
FY19	-	-	-	0.5	0.3	0.3	0.5
Total	2.6	1.4	1.2	2.5	0.8	1.8	5.1

Tri Delta Transit has identified an FY2022-23 bus procurement as the Score 16 Capital Project to which the exchange would apply. FTA/TCP funding eligibility for that procurement would be reduced by the balance of the programmed FTA funds that is redirected to the Park & Ride Project. The local funds have been tentatively identified as CCTA Measure or STIP funds.

Staff will return to the Commission in the coming months with recommended programming for the balance of approximately \$2.3 million of FY2015-16 and FY2016-17 Section 5307 funds that remain unprogrammed after this proposed action.

Issues:

FTA Section 5339 funds in FY2013-14, FY2014-15, and FY2015-16 are in existing grants with FTA and are at risk of lapsing upon deobligation. Staff would work with Tri Delta Transit and FTA to deobligate and reobligate those funds as quickly as possible at the start of Federal FY2019-20 in October, minimizing the risk to the greatest extent possible. Should some or all of those funds lapse, staff would return to the Commission to propose programming from the unprogrammed balance of Section 5307 funds to ensure the provision of \$5.1 million of TCP funds to the project.

Recommendation: Refer MTC Resolution Nos. 4084, Revised, 4162, Revised, 4212, Revised, and 4272, Revised, to the Commission for approval.

Attachments: MTC Resolution Nos. 4084, Revised, 4162, Revised, 4212, Revised, and 4272, Revised.


Therese W. McMillan

Date: January 23, 2013
W.I.: 1512
Referred By: PAC
Revised: 02/27/13-C 04/24/13-C
05/22/13-C 09/25/13-C
02/26/14-C 04/23/14-C
05/28/14-C 12/17/14-C
01/27/16-C 09/28/16-C
09/25/19-C

ABSTRACT

Resolution No. 4084, Revised

This resolution approves the FY2012-13 and FY2013-14 Transit Capital Priorities preliminary program of projects for inclusion in the Transportation Improvement Program (TIP). The program includes projects funded with FTA Section 5307 Urbanized Area, Section 5309 Fixed Guideway Modernization, Section 5337 State of Good Repair, and Section 5339 Bus and Bus Facilities.

This Resolution includes the following attachment:

Attachment A – FY2012-13 and FY2013-14 Program of Projects

This resolution was amended on February 27, 2013 to transfer \$2 million in Section 5307 funds from an SFMTA bus replacement project to BART's enterprise asset management system project. The funding for the SFMTA project will be replaced with FTA Section 5309 Bus discretionary funds.

This resolution was revised on April 24, 2013 to reflect several transfers of funding between eligible projects and deferral of projects to future years.

This resolution was revised on May 22, 2013 to program previously reserved funds for ACE, Caltrain, and the Solano County operators, to program additional funding for AC Transit and SFMTA bus replacement projects, and to make program revisions to reconcile to final FY2012-13 FTA apportionments.

This resolution was revised on September 25, 2013 to make minor revisions to the Transit Capital Priorities program for FY2012-13 and FY2013-14 to reconcile the program to final FTA apportionments.

ABSTRACT

MTC Resolution No. 4084, Revised

Page 2

This resolution was revised on February 26, 2014 to make revisions to the FY2013-14 Transit Capital Priorities program to transfer funds from two existing AC Transit Bus Procurement projects to a new AC Transit Farebox Replacement project; and to transfer funds from two existing WETA Fixed Guideway projects to an existing WETA Ferry Replacement project. The resolution was also revised to program FY 2013-14 5307 funds to Lifeline Transportation Program projects to replace JARC funds that lapsed.

This resolution was revised on April 23, 2014 to make program revisions to reconcile the program to final FY2013-14 apportionments released by FTA and to make additional changes requested by operators that were consistent with the TCP policy.

This resolution was revised on May 28, 2014 to re-program \$400,000 from Fairfield and Suisun Transit (FAST) bus engine replacements to operating assistance after the Solano County Coordinated Short Range Transit Plan was submitted demonstrating that the replacement of the engines and buses used for intercity express routes, as well as other capital needs, can be adequately funded while continuing to use FTA funds for operating costs. The resolution was also revised to re-program most of Caltrain's ADA set-aside funds to their Revenue Vehicle Rehabilitation Program, to re-program funds from Soltrans' Bus Purchase project to their Preventive Maintenance project as requested by the operator; and to revise Napa's and Soltrans' ADA operating set-aside amounts to keep them under the 10% ADA limit by Urbanized Area.

This resolution was revised on December 17, 2014 to re-program \$4,258,982 from the amount reserved for Caltrain's Positive Train Control/Electrification project to Caltrain's San Mateo Bridges Replacement project in FY2012-13. The resolution was also revised to re-program \$2,841,018 and \$4,000,000 from the amount reserved for Caltrain's Positive Train Control/Electrification project to Caltrain's San Mateo Bridges Replacement project and SFMTA's Global Positioning System projects, respectively, in FY14. The resolution was also revised to reflect minor transfers of funding between AC Transit projects as a result of project cost savings. The changes have been highlighted under Attachment A to this resolution.

This resolution was revised on January 27, 2016 to re-program \$413,000 reserved for Caltrain's Positive Train Control/Electrification project to Caltrain's Systemwide Track Rehab and Related

Structures project in FY2013-14. The change has been highlighted under Attachment A to this resolution.

This resolution was revised on September 28, 2016 to re-program funds to and from various BART projects by their request, consistent with TCP Process and Criteria.

This resolution was revised on September 25, 2019 to reprogram \$503,308 in FY2013-14 FTA Section 5339 funds from an ECCTA bus replacement project to a new Oakley Park & Ride Project.

Further discussion of the Transit Capital Priorities program of projects is contained in the Programming and Allocation Committee Executive Director memorandum dated January 9, 2013, and the Programming and Allocation Committee summary sheet dated February 13, 2013, April 10, 2013, May 8, 2013, September 11, 2013, February 12, 2014, April 9, 2014, May 14, 2014, December 10, 2014, January 13, 2016, September 14, 2016, and September 4, 2019.

Date: January 23, 2013
W.I.: 1512
Referred By: PAC

RE: San Francisco Bay Area Regional Transit Capital Priorities

METROPOLITAN TRANSPORTATION COMMISSION
RESOLUTION NO. 4084

WHEREAS, the Metropolitan Transportation Commission (MTC) is the regional transportation planning agency for the San Francisco Bay Area pursuant to Government Code Sections 66500 et seq.; and

WHEREAS, MTC is the designated Metropolitan Planning Organization (MPO) for the nine-county Bay Area and is required to prepare and endorse a Transportation Improvement Program (TIP) which includes a list of priorities for transit capital projects; and

WHEREAS, MTC is the designated recipient of the Federal Transit Administration (FTA) Section 5307 Urbanized Area, Section 5309 Fixed Guideway Modernization, Section 5337 State of Good Repair, and Section 5339 Bus and Bus Facilities funds for the large urbanized areas of San Francisco-Oakland, San Jose, Concord, Antioch, and Santa Rosa, and has been authorized by the California Department of Transportation (Caltrans) to select projects and recommend funding allocations subject to state approval for the FTA Section 5307 and Section 5339 small urbanized area funds of Vallejo, Fairfield, Vacaville, Napa, Livermore, Gilroy-Morgan Hill, and Petaluma in MTC's Federal Transportation Improvement Program; and

WHEREAS, MTC has worked cooperatively with the cities, counties and transit operators and with Caltrans in the region to establish priorities for the transit capital projects to be included in the TIP; and


WHEREAS, the process and criteria used in the selection and ranking of such projects are set forth in MTC Resolution No. 4072; and

WHEREAS, the projects to be included in the TIP are set forth in the detailed project listings in Attachment A, which are incorporated herein as though set forth at length; now, therefore, be it

RESOLVED, that the Executive Director or designee is authorized to revise Attachment A as necessary to reflect the programming of projects as the projects are revised in the TIP; and be it further

RESOLVED, that the Executive Director of MTC is authorized and directed to forward a copy of this resolution to FTA, and such agencies as may be appropriate.

METROPOLITAN TRANSPORTATION COMMISSION



Adrienne J. Tissier, Chair

The above resolution was entered into by the Metropolitan Transportation Commission at a regular meeting of the Commission held in Oakland, California on January 23, 2013.

Date: January 23, 2013

W.I.: 1512

Referred by: PAC

Revised: 02/27/13-C 04/24/13-C

05/22/13-C 09/25/13-C

02/26/14-C 04/23/14-C

05/28/14-C 12/17/14-C

01/27/16-C 09/28/16-C

Attachment A
Resolution No. 4084

Page 1 of 5

FY 2012-13 Transit Capital Priorities / Transit Capital Rehabilitation Program						
TIP ID	Operator	Project Description	FTA Section 5307	FTA Section 5309 FG	FTA Section 5337	FTA Section 5339
Actual Apportionments			206,676,575	0	167,541,738	12,658,679
Previous Year Carryover			36,464,600	1,683,596	0	0
Funds Available for Programming			243,141,175	1,683,596	167,541,738	12,658,679
Lifeline Set-Aside (JARC Projects)						
TBD	TBD	Reserved for projects included in the Lifeline Transportation Program Cycle 3 (MTC Resolution No. 4053, Revised).	3,456,429			
ADA Operating Set-Aside						
ALA990076	AC Transit	ADA Set-aside	3,933,205			
ALA050042	ACE	Preventive Maintenance	503,096			
BRT99T01B	BART	ADA Paratransit Capital Accessibility Improve	2,962,267			
SM-050040	Caltrain	ADA Set-aside	79,363			
REG090051	Caltrain	Revenue Vehicle Rehab Program	868,379			
CC-99T001	CCCTA	ADA Set-aside	667,479			
CC-030035	ECCTA	ADA Set-aside	522,888			
MRN090033	GGBHTD	ADA Set-aside	445,751			
ALA990077	LAVTA	ADA Set-aside	302,768			
MRN110047	Marin Transit	ADA Set-aside	668,627			
NAP030004	Napa VINE	ADA Set-aside	29,557			
SM-990026	SamTrans	ADA Set-aside	992,293			
SF-990022	SFMTA	ADA Set-aside	3,732,102			
SOL110025	SolTrans	ADA Set-aside	665,421			
SCL050046	VTA	ADA Set-aside	3,124,039			
CC-990045	WestCat	ADA Set-aside	107,889			
Prior-Year Commitments - Projects Deferred from FY2011-12						
REG090067	WETA	Ferry Fixed Guideway Connectors - Main Street Terminal	1,000,000			
Total Program Set-asides and Commitments			24,061,553	0	0	0
Funds Available for Capital Programming			219,079,622	1,683,596	167,541,738	12,658,679
Capital Projects						
ALA010034	AC Transit	CAD/AVL	5,000,000			
ALA010034	AC Transit	Radio communication system	5,000,000			
ALA990052	AC Transit	Paratransit Van Leasing	1,433,386			
ALA110116	AC Transit	(51) Diesel Particulate Filters for 30' Buses	795,225			
REG110044	ACE	Positive Train Control (PTC)	1,664,400			
BRT030004	BART	Train Control			13,000,000	
BRT030005	BART	Traction Power			23,834,173	
BRT97100B	BART	Rail, Way, and Structures Program		726,392	4,371,463	
ALA090065	BART	Fare Collection Equipment			3,135,886	
REG050020	BART	BART Car Exchange Preventive Maintenance	11,753,191		60,246,809	
REG090037	BART	Railcar Replacement			500,000	
ALA110090	BART	Enterprise Asset Management System	2,000,000			
SM-010054	Caltrain	San Mateo Bridges Replacement			8,766,563	
SM-050041	Caltrain	Caltrain: Signal/Communication Rehab. & Upgrades			1,153,437	
SM-110076	Caltrain	Caltrain TVM Replacement			980,000	
REG110030	Caltrain	Positive Train Control/Electrification - RESERVED			0	
CC-110095	CCCTA	CCCTA: Replace 7 30' Buses	1,999,441			840,438
CC-110096	CCCTA	CCCTA: Replace 6 22' Paratransit Vans	401,592			
CC-110097	CCCTA	CCCTA: Replace 4 Paratransit Minivans	180,236			
CC-110098	CCCTA	Purchase and Install 40 Electric Cooling Fans	200,000			
CC-070092	ECCTA	Replace Ten, 2001 40' Gilligs	4,774,603			
CC-070092	ECCTA	Replace Two, 2007 Chevrolet Minivans				
CC-070092	ECCTA	Replace One, 2003 DR Cutaway/Van	89,787			
CC-070092	ECCTA	Replace One, 2006 DR Cutaway/Van	66,932			
CC-030037	ECCTA	Preventive Maintenance	266,647			
SOL010006	Fairfield	Fairfield Operating Assistance	2,378,311			
MRN110045	GGBHTD	Replace 7 - 40' Diesel Buses	3,008,005			
ALA030030	LAVTA	Preventative Maintenance	1,399,366			
MRN110043	Marin Transit	Replace 7 Local Buses	4,057,707			
NAP970010	Napa Vine	Napa Vine: Operating Assistance	1,776,524			
NAP090008	Napa Vine	Equipment Replacement & Upgrades	46,814			170,991
SON110051	Petaluma	Replace 2 Paratransit Cutaways FY13	9,360			124,504

FY 2012-13 Transit Capital Priorities / Transit Capital Rehabilitation Program						
TIP ID	Operator	Project Description	FTA Section 5307	FTA Section 5309 FG	FTA Section 5337	FTA Section 5339
Capital Projects, continued						
SM-110062	Samtrans	Replacement of 1998 Gillig Buses	17,397,271			
SM-110070	Samtrans	Replacement of 14 2009 Minivans	619,597			
SM-030023	Samtrans	Preventive Maintenance	6,896,630			
SON090023	Santa Rosa	Santa Rosa CityBus: Operating Assistance	1,678,872			
SON090024	Santa Rosa	Santa Rosa CityBus: Preventative Maintenance	1,281,664			
SON030012	Santa Rosa	Santa Rosa CityBus: Transit Enhancements	31,093			
SON070020	Santa Rosa	Diesel-Electric Hybrid Fixed-Route Replacement Bus				231,591
SF-090043	SFMTA	45 40' NABI Replacement	7,419,719			6,690,972
SF-090035	SFMTA	35 22' Paratransit vans	4,163,725			
SF-110050	SFMTA	58 40' Neoplan Bus Replacement	15,815,991			
SF-110051	SFMTA	26 60' Neoplan Bus Replacement	16,742,037			
SF-070045	SFMTA	60 60' New Flyer Trolley Bus Replacement	0			
SF-990003	SFMTA	ITS Radio System Replacement	5,000,000			
SF-95037B	SFMTA	Muni Rail Replacement			26,992,086	
SF-970073	SFMTA	Cable Car Renovation Program			960,000	
SF-990003	SFMTA	Global Positioning System			2,600,000	
SOL110040	Soltrans	Operating Assistance	1,100,000			
SOL090033	Soltrans	Maintenance Facility	1,750,000			
SOL090034	Soltrans	Bus Purchase	416,835			
SOL110038	Soltrans	Technology Enhancements				
SON030005	Sonoma County	SCT Preventive Maintenance Program	986,845			
SON050021	Sonoma County	SCT Bus Stop Enhancements	10,364			
SON110049	Sonoma County	Replacement of One CNG 40-Foot Orion Bus				
SOL110042	Vacaville	Additional FR Buses	1,205,486			0
SOL010007	Vacaville	Operating Assistance	985,000			
SCL990046	VTA	VTA: Preventive Maintenance	32,541,169		2,601,175	
SCL050045	VTA	VTA: ADA Bus Stop Improvements	350,749			
SCL050002	VTA	VTA: Rail Replacement Program		957,204	705,379	
SCL050001	VTA	VTA: Standard and Small Bus Replacement				2,743,276
CC-110092	WestCat	Replacement of 8 (1988) 40' transit buses.	3,502,672			
SF-110053	WETA	Replacement Vessel	14,800,000			
REG090057	WETA	Ferry Major Component Rehabilitation - Solano	1,600,000			
REG090057	WETA	Ferry Major Component Rehabilitation - Vallejo	960,000			
REG090055	WETA	Ferry Propulsion System Replacement - Peralta	4,208,000			
REG090067	WETA	Ferry Fixed Guideway Connectors - Main Street Terminal	224,000			
Total Capital Projects			189,989,246	1,683,596	149,846,971	10,801,772
Total Programmed			214,050,799	1,683,596	149,846,971	10,801,772
Fund Balance			29,090,376	0	17,694,767	1,856,907

FY 2013-14 Transit Capital Priorities / Transit Capital Rehabilitation Program					
TIP ID	Operator	Project Description	FTA Section 5307	FTA Section 5337	FTA Section 5339
Actual Apportionments			208,984,999	170,320,038	13,072,341
Previous Year Carryover			29,090,376	17,694,767	1,856,907
Funds Available for Programming			238,075,375	188,014,805	14,929,248
Lifeline Set-Aside (JARC Projects)					
To be programmed	To be programmed	Reserved for projects included in the Lifeline Transportation Program Cycle 3 (MTC Resolution No. 4053, Revised) and Cycle 4.	2,889,856		
ADA Operating Set-Aside					
ALA990076	AC Transit	ADA Set-aside	3,987,520		
ALA050042	ACE	Preventive Maintenance	510,043		
BRT99T01B	BART	ADA Paratransit Capital Accessibility Improve	3,003,174		
SM-050040	Caltrain	ADA Set-aside	0		
REG090051	Caltrain	Revenue Vehicle Rehab Program	960,667		
CC-99T001	CCCTA	ADA Set-aside	676,696		
CC-030035	ECCTA	ADA Set-aside	530,109		
MRN090033	GGBHTD	ADA Set-aside	451,907		
ALA990077	LAVTA	ADA Set-aside	306,948		
MRN110047	Marin Transit	ADA Set-aside	677,860		
NAP030004	Napa VINE	ADA Set-aside	23,847		
SM-990026	SamTrans	ADA Set-aside	1,005,996		
SF-990022	SFMTA	ADA Set-aside	3,783,639		
SOL110025	SolTrans	ADA Set-aside	590,647		
SCL050046	VTA	ADA Set-aside	3,166,259		
CC-990045	WestCat	ADA Set-aside	109,379		
Vehicle Procurement Reserve					
New	Caltrain	Railcar Replacement - RESERVED		24,323,719	
Total Program Set-asides and Commitments			22,674,547	24,323,719	0
Funds Available for Capital Programming			215,400,828	163,691,086	14,929,248
Capital Projects					
ALA990052	AC Transit	Paratransit Van Leasing	1,433,386		
ALA110117	AC Transit	Replace (28) 2000 40' Urban buses	10,200,964		
ALA110118	AC Transit	Replace (40) 2002 40' Urban buses	14,572,805		
ALA130002	AC Transit	Replace (27) 2003 60' articulated buses	22,303,145		
ALA110106	AC Transit	Farebox Replacement	2,000,000		
ALA010034	AC Transit	Facilities Upgrade	746,788		
REG110044	ACE	Positive Train Control (PTC)	1,664,400		
BRT030004	BART	Train Control		6,902,020	
BRT030005	BART	Traction Power		13,000,000	
BRT97100B	BART	Rail, Way, and Structures Program		9,665,674	
ALA090065	BART	Fare Collection Equipment		6,067,914	
REG050020	BART	BART Car Exchange Preventive Maintenance	7,267,896	66,900,255	
REG090037	BART	Railcar Replacement		500,000	
SM-050005	BART	Preventive Maintenance		9,432,306	
SM-010054	Caltrain	San Mateo Bridges Replacement		2,841,018	
SM-03006B	Caltrain	Caltrain: Systemwide Track Rehab & Related Struct.		7,471,982	
CC-110100	CCCTA	Replace 18 40' Heavy Duty Diesel Over the Road Buses	8,334,023		863,162
CC-110099	CCCTA	CCCTA: Replace 15 40' Heavy Duty Diesel Transit Buses	6,578,760		
NEW	ECCTA	Oakley Park & Ride			503,308
CC-070092	ECCTA	Replace Ten, 2001 40' Gilligs	4,960,618		390,684
CC-070092	ECCTA	Replace Four, 2010 Dodge Minivans	183,572		
CC-030037	ECCTA	Preventive Maintenance	64,251		
CC-070092	ECCTA	Replace Two, 2007 Chevrolet Minivans	90,118		
SOL010006	Fairfield	Fairfield Operating Assistance	2,422,394		
SOL110044	Fairfield	Intercity Bus Engine Replacements	0		
SOL110041	Fairfield	Bus Replacement			564,485
MRN110046	GGBHTD	Replace 14 - 45' OTR Coaches	7,709,590		
ALA030030	LAVTA	Preventative Maintenance	196,984		
MRN110044	Marin Transit	13 Paratransit Vehicles	891,338		
MRN110042	Marin Transit	4 Local Buses	2,235,772		
NAP970010	Napa Vine	Napa Vine: Operating Assistance	1,432,231		
NAP090008	Napa Vine	Equipment Replacement & Upgrades	48,035		174,228
SON110052	Petaluma	Replace 2 Paratransit Cutaways FY14	10,657		126,859

Date: January 23, 2013

W.I.: 1512

Referred by: PAC

Revised: 02/27/13-C 04/24/13-C

05/22/13-C 09/25/13-C

02/26/14-C 04/23/14-C

05/28/14-C 12/17/14-C

01/27/16-C 09/28/16-C

09/25/19-C

Attachment A

Resolution No. 4084

Page 4 of 5

FY 2013-14 Transit Capital Priorities / Transit Capital Rehabilitation Program					
TIP ID	Operator	Project Description	FTA Section 5307	FTA Section 5337	FTA Section 5339
Capital Projects, continued					
SM-110053	SamTrans	Advanced Communication System Upgrades	2,653,250		
SM-110069	SamTrans	Replacement of 19 2007 Cutaway Buses	1,837,710		
SON090023	Santa Rosa	Santa Rosa CityBus: Operating Assistance	1,701,083		
SON090024	Santa Rosa	Santa Rosa CityBus: Preventative Maintenance	672,263		
SON030012	Santa Rosa	Santa Rosa CityBus: Transit Enhancements	24,768		
SON070020	Santa Rosa	Diesel-Electric Hybrid Fixed-Route Replacement Bus			277,289
New	SFMTA	30 60' Motor Coaches	30,500,000		
New	SFMTA	Farebox Replacement	1,120,000		
SF-110050	SFMTA	50 40' Neoplan Bus Replacement	5,855,020		6,908,739
SF-110051	SFMTA	26 60' Neoplan Bus Replacement	4,116,619		
SF-110050	SFMTA	8 40' Neoplan Bus Replacement	4,643,523		
SF-070045	SFMTA	60 60' New Flyer Trolley Bus Replacement		12,677,488	
New	SFMTA	42 40' Neoplan Bus Replacement	5,000,000		
New	SFMTA	49 60' Neoplan Bus Replacement	8,365,234		
SF-95037B	SFMTA	Muni Rail Replacement		4,092,086	
SF-970073	SFMTA	Cable Car Renovation Program		960,000	
SF-990003	SFMTA	Global Positioning System		4,000,000	
SOL110040	SolTrans	Operating Assistance	5,706,408		
SOL090034	SolTrans	Bus Purchase	975,000		767,581
SOL070032	SolTrans	Preventive Maintenance	599,674		
New	Sonoma County	CNG Bus Replacement	410,123		
SON030005	Sonoma County	SCT Preventive Maintenance Program	1,308,507		
SON050021	Sonoma County	SCT Bus Stop Enhancements	17,935		
SON110049	Sonoma County	Replacement of One CNG 40-Foot Orion Bus			432,386
ALA110114	Union City	Replacement of Two (2) Transit Buses	953,135		
SOL010007	Vacaville	Operating Assistance	985,000		
New	Vacaville	Paratransit Bus Purchase 3 40' ARBOC Low-Floor Gasoline			394,072
SCL990046	VTa	VTa: Preventive Maintenance	32,874,210	2,072,309	
SCL050045	VTa	VTa: ADA Bus Stop Improvements	361,097		
SCL050049	VTa	VTa: Rail Substation Rehab/ Replacement		4,560,000	
SCL090044	VTa	VTa: TP OCS Rehab and Replacement			
SCL050002	VTa	VTa: Rail Replacement Program		5,556,034	
SCL050001	VTa	VTa: Standard and Small Bus Replacement			3,185,141
CC-110093	WestCat	Replacement of 2 35' suburban diesel transit bus	735,324		
CC-110094	WestCat	Replacement of 2 35' suburban diesel transit bus	223,954		
REG090054	WETA	Ferry Channel Dredging		1,600,000	
REG090057	WETA	Ferry Major Component Replacement			
REG090067	WETA	Ferry Fixed Guideway Connectors			
SF-110053	WETA	Replacement Vessel	749,345	5,392,000	
Total Capital Projects			207,736,909	163,691,086	14,587,934
Total Programmed			230,411,456	188,014,805	14,587,934
Fund Balance			7,663,919	0	341,314

Date: January 23, 2013

W.L.: 1512

Referred by: PAC

Revised: 02/27/13-C	04/24/13-C
05/22/13-C	04/23/14-C
12/17/14-C	01/27/16-C
09/28/16-C	09/25/19-C

Attachment A

Resolution No. 4084

Page 5 of 5

FY2012-13 - FY2013-14 Transit Capital Priorities / Transit Capital Rehabilitation Program Notes

1. Apportionment projections are based on MAP-21 authorizations and FY13 partial-year apportionments released by FTA. The program will be reconciled to the final apportionments for each year after they are released by FTA.
2. Operators in the Fairfield, Napa, Petaluma, Santa Rosa and Vacaville Urbanized Areas did not wish to participate in the ADA operating set-aside programming element at the time the current ADA set-aside formula was developed. Future revisions to the ADA set-aside formula may include operators in these urbanized areas.
3. \$400,000 of FY2013-14 Section 5307 programmed to Fairfield & Suisun Transit for intercity bus engine replacements based on the intercity bus replacement strategy agreed to by the operators may be reprogrammed to another FAST project if review of the draft Solano County Short Range Transit Plan demonstrates that the engine replacements can be funded with other sources while providing sufficient funding for other capital and operating needs.
4. Caltrain deferred \$1,706,500 of its FY13 fixed guideway cap to FY14. \$413,000 of Caltrain's FY14 fixed guideway cap funds are reserved for the Positive Train Control/Electrification project pending discussions with HSR Early Investment Strategy MOU partner agencies and a final request that aligns with the MOU. Proposed FY15 program includes \$11.1 million FY13 and FY14 funds for bridge replacement projects as requested by Caltrain - previously reserved for electrification. \$4M of the \$11.1M was programmed to SFMTA's GPS project in FY14 in exchange for \$4M of SFCTA Prop K funds for Caltrain's Quint St. Bridge project. On January 27, 2016 this resolution was revised to program \$413,000, previously reserved for Caltrain's Positive Train Control/Electrification project, to Caltrain's Systemwide Track Rehab & Related Structures.
5. \$24,323,719 for Caltrain's Railcar Replacement project will be held in a Vehicle Procurement Reserve pending development of the project schedule, and will be programmed in a future amendment.
6. ECCTA exercised the Capital Exchange element of the TCP policy by deferring replacement of two 1998 40' diesel buses to FY22 in exchange for \$266,647 for Preventive Maintenance in FY13, and by deferring replacement of two 2001 Trolley Replicas to FY25 in exchange for \$55,042 in Preventive Maintenance in FY14. In September 2019, ECCTA exercised the Cost Effective Bus Procurement element of the TCP Policy on their Replace Ten, 2001 40' Gilligs project, directing 50% of the \$503,308 of FY14 5339 funds to the Oakley Park & Ride Project. The balance of 5339 funds (\$251,654) is being programmed to the same Oakley Park & Ride Project, consistent with the Capital Exchange element of the TCP Policy. ECCTA will repay the region in a future year (tent. FY23) by reducing the eligibility of a bus replacement project for TCP funds by the same amount (\$251,654).
7. GGBHTD deferred \$22,074,000 of fixed guideway cap funds from FY11, FY12, FY13 and FY14 to FY15. These funds will have priority for programming in FY15 as a prior-year commitment.
8. LAVTA exercised the Capital Exchange element of the TCP policy by deferring replacement of nine 2006 22' cutaways to FY20 in exchange for \$1,157,841 for Preventive Maintenance in FY13. LAVTA also deferred replacement of five 2000 40' hybrid buses to FY15 in exchange for \$241,525 in Preventive Maintenance in FY13, and deferred replacement of eight 2002 40' hybrid buses to FY15 in exchange for \$196,984 in Preventive Maintenance in FY14.
9. Programming for Santa Rosa CityBus and Sonoma County Transit in FY14 is based on a renegotiated agreement to share apportionments in the Santa Rosa urbanized area between the two agencies.
10. SFMTA deferred \$5,000,000 of its FY13 fixed guideway cap to FY15 in exchange for advancing funding for two bus replacement projects from FY14 to FY13.
11. VTA deferred \$1,138,534 of its fixed guideway cap from FY13 to FY14.
12. WestCAT deferred \$849,920 for replacement of two buses from FY13 to FY15 in exchange for advancing funding for two different bus replacements from FY15 to FY14.
13. WETA deferred \$5,392,000 of its FY14 fixed guideway cap funds to FY15 in exchange for advancing funding for a ferry vessel replacement from FY16 to FY14.
14. SamTrans deferred \$20,000,000 of FY14 5307 for articulated bus replacement to FY15 in exchange for \$2,653,250 for Advanced Communication System Upgrades in FY14
15. The balance of the regional share of AC Transit's Replace (27) 2003 60' articulated buses project (\$3,567,594), SFMTA's 42 40' Neoplan Bus Replacement project (\$19,378,498) and SFMTA's 49 60' Neoplan Bus Replacement project (\$20,000,000 annual cap) will have priority for funding in FY2014-15 as prior-year commitments.

Date: December 17, 2014
W.I.: 1512
Referred By: PAC
Revised: 01/28/15-C 03/25/15-C
05/27/15-C 07/22/15-C
09/23/15-C 10/28/15-C
01/27/16-C 04/27/16-C
09/28/16-C 12/21/16-C
07/26/17-C 09/25/19-C

ABSTRACT

Resolution No. 4162, Revised

This resolution approves the FY2014-15 Transit Capital Priorities preliminary program of projects for inclusion in the Transportation Improvement Program (TIP). The program includes projects funded with FTA Section 5307 Urbanized Area, Section 5337 State of Good Repair, and Section 5339 Bus and Bus Facilities. In addition, Surface Transportation Program Cycle 2 Transit Capital Rehabilitation funds are being programmed in MTC Resolution No. 4035, Revised, and AB 664 Bridge Toll revenues are programmed in MTC Resolution No. 4163 for FY2014-15 Transit Capital Priorities projects.

This Resolution includes the following attachment:

Attachment A – FY2014-15 Program of Projects

This resolution was revised on January 28, 2015 to reprogram \$24.8 million from SFMTA's fixed guideway rehabilitation projects towards SFMTA's light rail vehicles (LRV) purchase.

This resolution was revised on March 25, 2015 to program \$10.5 million in San Jose urbanized area 5337 funds, previously held in a vehicle procurement reserve for Caltrain's Railcar Replacement project, to VTA for preventive maintenance.

This resolution was revised on May 27, 2015 to make minor programming changes requested by the operators, which are consistent with the TCP policy.

This resolution was revised on July 22, 2015 to make minor programming changes, to transfer funds between SolTrans' projects, which are consistent with the TCP policy.

This resolution was revised on September 23, 2015 to reprogram \$24.7 million from SFMTA's LRV purchase (previously programmed on January 28, 2015 to serve as a back-stop for the

ABSTRACT

MTC Resolution No. 4162, Revised

Page 2

receipt of Cap and Trade funds), back to the fixed guideway rehabilitation projects they were originally programmed to.

This resolution was revised on October 28, 2015 to make minor revisions to the Transit Capital Priorities program for FY2014-15 to reconcile the program to final FTA Apportionments.

This resolution was revised on January 27, 2016 to re-program \$10,770,994 previously reserved for Caltrain's Positive Train Control/Electrification project to Caltrain's Systemwide Track Rehab and Related Structures and Signal/Communication Rehab and Upgrades projects.

This resolution was revised on April 27, 2016 to make minor revisions, including transfers of funding between projects and reductions in programming to reflect changes in project scope. The changes have been highlighted under Attachment A to this resolution.

This resolution was revised on September 28, 2016 to re-program funds to and from various BART projects by their request, consistent with TCP Process and Criteria.

This resolution was revised on December 21, 2016 to make minor revisions to the Transit Capital Priorities program for FY2014-15 to reconcile the program to final FTA Apportionments and to transfer programming between projects for Caltrain.

This resolution was revised on July 26, 2017 to make minor programming changes to transfer funds between Caltrain projects consistent with the TCP policy.

This resolution was revised on September 25, 2019 to reprogram \$2.3 million of FY2014-15 Section 5307 funds and \$450,307 in FY2014-15 FTA Section 5339 funds from ECCTA bus replacement projects to a new Oakley Park & Ride Project.

Further discussion of the Transit Capital Priorities program of projects is contained in the Programming and Allocations Committee summary sheet dated December 10, 2014, January 14, 2015, March 11, 2015, May 13, 2015, July 8, 2015, September 9, 2015, October 14, 2015, January 13, 2016, April 13, 2016, September 14, 2016, December 14, 2016, July 12, 2017, and September 4, 2019.

Date: December 17, 2014
W.I.: 1512
Referred By: PAC

RE: San Francisco Bay Area Regional Transit Capital Priorities

METROPOLITAN TRANSPORTATION COMMISSION
RESOLUTION NO. 4162

WHEREAS, the Metropolitan Transportation Commission (MTC) is the regional transportation planning agency for the San Francisco Bay Area pursuant to Government Code Sections 66500 et seq.; and

WHEREAS, MTC is the designated Metropolitan Planning Organization (MPO) for the nine-county Bay Area and is required to prepare and endorse a Transportation Improvement Program (TIP) which includes a list of priorities for transit capital projects; and

WHEREAS, MTC is the designated recipient of the Federal Transit Administration (FTA) Section 5307 Urbanized Area, Section 5337 State of Good Repair, and Section 5339 Bus and Bus Facilities funds for the large urbanized areas of San Francisco-Oakland, San Jose, Concord, Antioch, and Santa Rosa, and has been authorized by the California Department of Transportation (Caltrans) to select projects and recommend funding allocations subject to state approval for the FTA Section 5307 and Section 5339 small urbanized area funds of Vallejo, Fairfield, Vacaville, Napa, Livermore, Gilroy-Morgan Hill, and Petaluma in MTC's Federal Transportation Improvement Program; and

WHEREAS, MTC has worked cooperatively with the cities, counties and transit operators and with Caltrans in the region to establish priorities for the transit capital projects to be included in the TIP; and

WHEREAS, the process and criteria used in the selection and ranking of such projects are set forth in MTC Resolution No. 4140; and


WHEREAS, the projects to be included in the TIP are set forth in the detailed project listings in Attachment A, which are incorporated herein as though set forth at length; now, therefore, be it

RESOLVED, that MTC adopts the FY 2014-15 Transit Capital Priorities program of projects to be included in the TIP as set forth in Attachment A; and, be it further

RESOLVED, that the Executive Director or designee is authorized to revise Attachment A as necessary to reflect the programming of projects as the projects are revised in the TIP; and be it further

RESOLVED, that the Executive Director of MTC is authorized and directed to forward a copy of this resolution to FTA, and such agencies as may be appropriate.

METROPOLITAN TRANSPORTATION COMMISSION



Amy Rein Worth, Chair

The above resolution was entered into by the Metropolitan Transportation Commission at a regular meeting of the Commission held in Oakland, California on December 17, 2014.

FY 2014-15 Transit Capital Priorities / Transit Capital Rehabilitation Program					
TIP ID	Operator	Project Description	FTA Section 5307	FTA Section 5337	FTA Section 5339
Actual Apportionments			208,447,779	171,411,774	13,021,534
Previous Year Carryover			7,663,919	0	341,314
Funds Available for Programming			216,111,698	171,411,774	13,362,848
Lifeline Set-Aside (JARC Projects)					
To be programmed	To be programmed	Reserved for future programming in Lifeline Transportation Program Cycle 4.	2,889,856		
ADA Operating Set-Aside					
ALA990076	AC Transit	ADA Set-aside	3,913,691		
ALA050042	ACE	Preventive Maintenance	8,836		
BRT99T01B	BART	ADA Paratransit Capital Accessibility Improve	2,563,197		
REG090051	Caltrain	Revenue Vehicle Rehab Program	163,267		
CC-99T001	CCCTA	ADA Set-aside	1,178,716		
CC-030035	ECCTA	ADA Set-aside	523,153		
MRN130015	GGBHTD	Transit System Enhancements	307,963		
ALA990077	LAVTA	ADA Set-aside	335,328		
MRN110047	Marin Transit	ADA Set-aside	461,944		
NAP030004	Napa VINE	ADA Set-aside	38,496		
SON150007	Petaluma Transit	ADA Set-aside	82,649		
SM-990026	SamTrans	ADA Set-aside	1,112,576		
SM-070049	SamTrans	Facility/Equipment Rehab/Replacement	416,000		
SM-150008	SamTrans	Replacement of Non-Revenue Vehicles	319,200		
SF-990022	SFMTA	ADA Set-aside	3,990,682		
SOL110025	SolTrans	ADA Set-aside	302,177		
SON030005	Sonoma City Transit	Preventive Maintenance	28,888		
New	Union City Transit	ADA Set-aside	0		
SCL050046	VTa	ADA Set-aside	3,645,530		
CC-990045	WestCat	ADA Set-aside	243,804		
REG090057	WETA	Ferry Major Component Rehab/Replacement	5,133		
Total Program Set-asides and Commitments			22,531,086	0	0
Funds Available for Capital Programming			193,580,612	171,411,774	13,362,848
Capital Projects					
ALA010034	AC Transit	Replace CAD/AVL/Radio System	8,567,594		
ALA150018	AC Transit	Replace (25) 40ft Urban Buses - Hybrids	9,940,433		
ALA150018	AC Transit	Replace (40) 40ft Urban Buses - Diesels	13,953,720		
ALA150013	AC Transit	Purchase (15) 40ft Expansion Urban Buses - Diesels	5,232,645		
ALA990052	AC Transit	ADA Paratransit Van Replacement	1,363,034		
REG110044	ACE	Positive Train Control		1,240,810	
REG050020	BART	BART Car Exchange Preventive Maintenance	1,345,875	51,469,449	
BRT030004	BART	Train Control		11,000,000	
BRT030005	BART	Traction Power		4,000,000	
BRT97100B	BART	Rail, Way, and Structures Program		14,875,097	
ALA090065	BART	Fare Collection Equipment		4,679,456	
REG090037	BART	Railcar Replacement		500,000	
SM-050005	BART	Preventive Maintenance		1,320,544	
SM-03006B	Caltrain	Systemwide Track Rehab and Related Structures		15,445,760	
SM-050041	Caltrain	Signal/Communication Rehab & Upgrades		560,000	
CC-150006	CCCTA	Replace (18) 30' Buses	5,995,811		852,829
CC-150007	CCCTA	Replace (13) 35' Buses	5,106,140		
CC-150008	CCCTA	Replace (3) Paratransit Vans	295,200		
REG090045	Clipper	Golden Gate Bus - Fare Collection Equipment Replacement	918,823		
REG090045	Clipper	AC Transit - Fare Collection Equipment Replacement	4,000,957		
REG090045	Clipper	MTC - Fare Collection Back Office Equipment Replacement		2,315,228	
REG090045	Clipper	SFMTA - Fare Collection Equipment Replacement		2,538,052	
REG090045	Clipper	Golden Gate Ferry - Fare Collection Equipment Replacement		195,958	
REG090045	Clipper	Golden Gate Bus - Fare Collection Equipment Replacement		1,228,907	
NEW	ECCTA	Oakley Park & Ride	2,269,973		450,307
CC-070092	ECCTA	Replace (5), 45' diesel, over the road coaches	1,538,820		0
CC-070092	ECCTA	Replace (20) Ford four year gas cutaway/vans	0		
CC-070092	ECCTA	Replace (30) MDTs for paratransit fleet	0		
SOL010006	Fairfield	Fairfield Operating Assistance	2,417,873		
SOL110041	Fairfield	(2) 40' Transit Hybrid Buses			284,891
MRN990017	GGBHTD	Ferry Channel and Berth Dredging		4,200,000	
MRN150015	GGBHTD	Replacement of Ferry Propulsion Systems		500,000	
MRN150014	GGBHTD	Ferry Major Components Rehab		500,000	
MRN030010	GGBHTD	Fixed Guideway Connectors		4,000,000	

Date: 12/17/2014

W.I.: 1512

Referred by: PAC

Revised 01/28/15-C 03/25/15-C

05/27/15-C 07/22/15-C

09/23/15-C 10/28/15-C

01/27/16-C 04/27/16-C

09/28/16-C 12/21/16-C

07/26/17-C

Attachment A

Resolution No. 4162

Page 2 of 3

FY 2014-15 Transit Capital Priorities / Transit Capital Rehabilitation Program					
TIP ID	Operator	Project Description	FTA Section 5307	FTA Section 5337	FTA Section 5339
Capital Projects, continued					
ALA150017	LAVTA	Replace (5) 2000 40' Diesel Vehicles with 5 40' Hybrids	2,594,228		513,572
ALA150015	LAVTA	Replace (4) 2002- Over the Road Diesel vehicles with 4 40' Hybrids	2,486,240		
ALA150014	LAVTA	Replace (4) 2002- Low Floor Diesel vehicles with 4 40' Hybrids	2,345,200		
ALA150016	LAVTA	Replace (7) 2003- Diesel vehicles with 7 40' Hybrids	4,139,360		
MRN150001	Marin Transit	Replace (9) ADA Paratransit Vehicles	634,680		
MRN150002	Marin Transit	Replace (3) Stage Coach Vehicles	364,080		
MRN150003	Marin Transit	Install fareboxes on Marin County Paratransit Vehicles	76,260		
MRN150003	Marin Transit	Install fareboxes on Marin County Dial-A-Ride Vehicles	22,960		
MRN150003	Marin Transit	Replace Marin Transit Fixed Route Fareboxes	34,440		
MRN150001	Marin Transit	Replace Paratransit Radios	49,200		
MRN150001	Marin Transit	Replace Paratransit MDTs	29,520		
NAP090008	Napa Vine	Equipment Replacement & Upgrades			174,228
NAP970010	Napa Vine	Napa Vine: Operating Assistance	1,477,490		
SON150004	Petaluma	(1) 40' Diesel Electric Replacement Standard Bus	494,701		126,859
SON090030	Petaluma	AVL/CAD Communications System	352,302		
SON150005	Petaluma	Purchase new Bus Radios	1,476		
SM-150005	Samtrans	Replacement of (60) 2003 Gillig Buses	20,000,000		
SM-110068	Samtrans	Replacement of (55) NABI articulated buses	20,000,000		
SON150008	Santa Rosa	Replace 40' New Flyer buses with new 40' Diesel Buses	154,203		273,017
SON150008	Santa Rosa	Equip new fixed route fleet buses with farebox	24,000		
SON150008	Santa Rosa	Equip new fixed route fleet buses with radio systems	60,000		
SON030012	Santa Rosa	Security improvements for access at bus stops	43,724		
SON090023	Santa Rosa	Santa Rosa CityBus: Operating Assistance	1,645,512		
SON090024	Santa Rosa	Santa Rosa CityBus: Preventative Maintenance	408,030		
SON030012	Santa Rosa	Santa Rosa CityBus: Transit Enhancements	24,379		
SF-150004	SFMTA	Station-Area Pedestrian and Bicycle Access Improvements	500,000		
SF-95037B	SFMTA	Muni Rail Replacement		6,316,972	
SF-030013	SFMTA	Wayside Fare Collection		1,000,000	
SF-970170	SFMTA	Overhead Line Rehabilitation		10,481,371	
SF-050024	SFMTA	Wayside/Central Train Control & Trolley Signal Systems Rehabilitation		5,000,000	
SF-99T002	SFMTA	Cable Car Infrastructure		1,000,000	
SF-970073	SFMTA	Cable Car Renovation Program		960,000	
SF-150005	SFMTA	Replacement of (67) 40' Motor Coaches	5,625,263		6,874,737
SF-150006	SFMTA	Replacement of (98) 60' Motor Coaches	20,000,000		
SOL110040	Soltrans	Operating Assistance	5,584,630		
SOL090033	Soltrans	Maintenance Facility			387,398
SON030005	Sonoma County	SCT Preventive Maintenance Program	1,248,007		
SON110049	Sonoma County	Replacement of (1) CNG 40-Foot Heavy-Duty Bus in SCT's Fixed-Route Fleet	442,294		197,701
SON050021	Sonoma County	Installation of Passenger Shelters and Other Amenities at Various SCT Bus Stops	17,654		
ALA130033	Union City	Union City: Replacement of Two (2) Transit Buses	588,728		
SOL010007	Vacaville	Operating Assistance	985,000		
SCL050045	VTA	ADA Bus Stop Improvements	358,222		
SCL050001	VTA	(61) 40' Hybrid Bus Procurement	30,683,245		3,028,424
SCL990046	VTA	Preventive Maintenance	1,845,840	10,625,493	
SCL050002	VTA	Rail Replacement Program		943,088	
SCL110104	VTA	Light Rail Track Crossovers and Switches		2,179,440	
SCL150011	VTA	North First Street Corridor Light Rail Speed Improvements		400,000	
SCL150005	VTA	Train to Wayside Communication System Upgrade		200,000	
SCL150007	VTA	Upgrade Ohlone/Chynoweth Interlocking		960,000	
SCL150008	VTA	Track Intrusion Abatement		1,600,000	
SCL150009	VTA	LR Signal Shop Modification		396,000	
SCL150010	VTA	Upgrade LR Ring #1 Communications Equipment		1,760,000	
SCL150006	VTA	Back-up Power Devices for Elevated Station		320,000	
CC-150001	WestCat	Replacement of (10) Cut Away Vans	984,000		
CC-150004	WestCat	Replacement of (1) 40 Ft Revenue Vehicle	427,220		
CC-150005	WestCat	Replacement of (1) 40 Ft Revenue Vehicle	497,740		
CC-150002	WestCat	Purchase of (10) Radio systems for (10) Cut Away Van's	8,000		
CC-150003	WestCat	Purchase of (2) Fast Fare Electronic Fareboxes	28,498		
CC-030025	WestCat	Preventive Maintenance	232,200		
REG090057	WETA	Ferry Major Component Rehab/Replacement		3,496,000	
REG090055	WETA	Ferry Propulsion System Replacement		2,288,000	
REG090067	WETA	Fixed Guideway Connectors		376,000	
Total Capital Projects			190,465,424	170,871,625	13,163,963
Total Programmed			212,996,510	170,871,625	13,163,963
Fund Balance			3,115,188	540,149	198,885

Date: 12/17/2014
W.I.: 1512

Referred by: PAC

Revised: 01/28/15-C 03/25/15-C
05/27/15-C 07/22/15-C
09/23/15-C 01/27/16-C
04/27/16-C 09/28/16-C
12/21/16-C 07/26/17-C
09/25/19-C

Attachment A
Resolution No. 4162
Page 3 of 3

FY2014-15 Transit Capital Priorities / Transit Capital Rehabilitation Program Notes

1.	Apportionment projections are based on 0% escalation relative to FY14 apportionments provided by the current extension of MAP-21. The program will be reconciled to the final apportionments after they are released by FTA.
2.	Operators in the Fairfield, Napa, Santa Rosa and Vacaville Urbanized Areas did not wish to participate in the ADA operating set-aside programming element at the time the current ADA set-aside formula was developed. Future revisions to the ADA set-aside formula may include operators in these urbanized areas.
3.	Programming for Santa Rosa CityBus and Sonoma County Transit in FY15 is based on a renegotiated agreement to share apportionments in the Santa Rosa urbanized area between the two agencies.
4.	AC Transit: \$5M provisionally programmed for CAD-AVL System project pending discussions with AC Transit and ACTC on funding plan for CCCGP projects that were to be funded with Cap & Trade and local funds in CCCGP funding plan.
5.	ACE: \$146,190 of FY15 FG cap deferred by formula based on grant balances to FY17.
6.	BART: \$13,194,931 of FY15 FG cap deferred by formula based on grant balances to FY18.
7.	Caltrain: \$1,835,506 of FG cap deferred by formula based on grant balances to FY17.
8.	Caltrain: Reserved \$10.7 million FG cap for Electrification consistent with HSR/CalMod MOU, pending potential revision of Electrification funding plan. On January 27, 2016, this resolution was revised to program this \$10.7 million reserved for Caltrain's Positive Train Control/Electrification project, to Caltrain's Systemwide Track Rehab & Related Structures and Signal/Communication Rehabilitation and Upgrades projects.
9.	<p>Caltrain/VTA:</p> <p>On December 17, 2014, the Commission directed staff to withhold programming these funds into the TIP. Staff is directed to return in two months with an update on the schedule and funding plan for Caltrain's railcars and Electrification project that reflects additional work by MTC and the Joint Powers Board member agencies, and to confirm the programming approach for the \$10.5 million for the railcar vehicles.</p> <p>On March 25, 2015, the Commission programmed the \$10,469,721 that were held in a Vehicle Procurement Reserve for Caltrain's Railcar Replacement project, to VTA for Preventive Maintenance with the following conditions:</p> <p>1. VTA's agreement that one-third of Caltrain's Transit Capital Priorities (TCP) programming needs, including: a) electric vehicle procurement needs over the life of the railcar project, b) fixed guideway caps, and c) ADA operating set-asides, will be programmed from San Jose and Gilroy-Morgan Hill urbanized area (UA) funds. The VTA share of the railcars may be higher than one-third in certain years to help resolve shortfalls in the San Francisco – Oakland UA, but will be equal to one-third of total project costs. MTC shall strive to balance local shares within 10 years. The total regionally-funded cost is currently estimated at \$365 million.</p> <p>2. VTA's agreement that it will use non-TCP sources for their capital needs that are not covered by TCP funds, or reduce its use of TCP funds for preventive maintenance so that VTA's capital needs are covered with TCP funds, for the duration of Caltrain's Railcar Replacement project.</p> <p>In December 2016, Caltrain requested that funds be shifted from the EMU procurement project to a South San Francisco Station rehab project, with the EMU funds being replaced by SMCTA local sales tax funds transferred from the station project. The programming continues to count toward meeting MTC's commitment of \$315M for the railcars.</p> <p>In July 2017, the \$5,234,766 of Section 5337 funds programmed to the South San Francisco Station Rehab project in December 2016 were reprogrammed to Systemwide Track Rehab to allow Caltrain to revise an older grant from the FTA TEAM system.</p>
10.	GGBHTD: Voluntarily deferred \$23,628,000 of fixed guideway cap funds from FY11 through FY15 to FY17. These funds will have priority for programming in FY17 as a prior-year commitment.
11.	SFMTA: Voluntarily deferred \$15,000,000 of its FY15 fixed guideway cap to FY18; also deferred their 21 40ft Trolley Coach procurement to FY15-16 in response to MTC's request for deferral of projects to reduce shortfall. An additional \$1,518,629 of SFMTA's FY15 FG Cap was deferred by formula based on grant balances to FY17.
12.	SFMTA: \$500k programmed to Station Bike and Pedestrian Improvements project in exchange for \$500k of SFMTA revenue bond funds for FG cap projects.
13.	WestCAT exercised the Capital Exchange element of the TCP policy by deferring replacement of six 2002 40' diesel vehicles until FY16-17. Total savings to the region equals \$464,600. WestCAT will utilize the option for using 50% (\$232,300) of these savings for a non Score 16 project, preventive maintenance.
14.	WETA: Voluntarily deferred \$3,424,000 of FG cap to FY17.
15.	SFMTA received \$41.2 million in TIRCP (Cap and Trade) funds in June 2015. The TCP funds (\$24.7 million), that were intended as a back-stop for the Cap and Trade funds, were therefore reprogrammed to the projects they were originally programmed to (i.e. SFMTA's fixed guideway rehabilitation projects). As a result of this, note 15 no longer applies and was therefore deleted.
16.	Union City Transit elected to defer \$128,318 of ADA Set-aside from FY15 to FY17. This amount will be treated as a Prior-Year Commitment in the FY17 program.
17.	In September 2019, ECCTA exercised the Cost Effective Bus Procurement element of the TCP Policy on their bus replacement projects, directing 50% of the \$2.3M of FY15 5307 funds and \$450,307 of FY15 5339 funds to the Oakley Park & Ride Project. The balance of 5307 (\$1,134,986) and 5339 funds (\$225,154) is being programmed to the same Oakley Park & Ride Project, consistent with the Capital Exchange element of the TCP Policy. ECCTA will repay the region in a future year (tent. FY23) by reducing the eligibility of a bus replacement project for TCP funds by the same amount (\$1,360,140).

Date: January 27, 2016
W.I.: 1512
Referred By: PAC
Revised: 04/27/16-C 05/25/16-C
06/22/16-C 12/21/16-C
05/22/19-C 09/25/19-C

ABSTRACT

Resolution No. 4212, Revised

This resolution approves the FY2015-16 Transit Capital Priorities preliminary program of projects for inclusion in the Transportation Improvement Program (TIP). The program includes projects funded with FTA Section 5307 Urbanized Area, Section 5337 State of Good Repair, and Section 5339 Bus and Bus Facilities. In addition, Surface Transportation Program Cycle 2 Transit Capital Rehabilitation funds are being programmed in MTC Resolution No. 4035, Revised, and AB 664 Bridge Toll revenues and BATA Project Savings are programmed in MTC Resolution No. 4213 and Resolution No. 4169, Revised, respectively, for FY2015-16 Transit Capital Priorities projects.

This Resolution includes the following attachment:

Attachment A – FY2015-16 Program of Projects

This resolution was revised on April 27, 2016 to make revisions to several projects in the Transit Capital Priorities program for FY2015-16 to reconcile the program to final FTA Apportionments for the year.

This resolution was revised on May 25, 2016 to make minor revisions to the Transit Capital Priorities program for FY2015-16: transferring programming between projects for WETA, programming of operating assistance for Vacaville Transit, and reducing the programmed amount for a Marin Transit bus replacement due to revised scope.

This resolution was revised on June 22, 2016 to program funds that had previously been reserved for Caltrain Electrification to Caltrain's Railcar Replacement and infrastructure rehab projects.

This resolution was revised on December 21, 2016 to make minor revisions to the Transit Capital Priorities program for FY2015-16: transferring programming between projects for LAVTA and Caltrain, and reducing the programmed amount for FTA Section 5339 funding in the small

ABSTRACT

MTC Resolution No. 4212, Revised

Page 2

urbanized areas to reflect actual apportionments.

This resolution was revised on May 22, 2019 to make minor revisions to programming for LAVTA projects due to cost savings on vehicle procurement projects.

This resolution was revised on September 25, 2019 to de-program \$227,244 of FY2015-16 FTA Section 5307 funds and reprogram \$308,102 of FY2015-16 Section 5307 funds and \$86,527 of FY2015-16 FTA Section 5339 funds from an ECCTA bus replacement project to a new Oakley Park & Ride Project.

Further discussion of the Transit Capital Priorities program of projects is contained in the Programming and Allocations Committee summary sheets dated January 13, 2016, April 13, 2016, May 11, 2016, June 8, 2016, December 14, 2016, May 8, 2019, and September 4, 2019.

Date: January 27, 2016
W.I.: 1512
Referred By: PAC

RE: San Francisco Bay Area Regional Transit Capital Priorities

METROPOLITAN TRANSPORTATION COMMISSION
RESOLUTION NO. 4212

WHEREAS, the Metropolitan Transportation Commission (MTC) is the regional transportation planning agency for the San Francisco Bay Area pursuant to Government Code Sections 66500 et seq.; and

WHEREAS, MTC is the designated Metropolitan Planning Organization (MPO) for the nine-county Bay Area and is required to prepare and endorse a Transportation Improvement Program (TIP) which includes a list of priorities for transit capital projects; and

WHEREAS, MTC is the designated recipient of the Federal Transit Administration (FTA) Section 5307 Urbanized Area, Section 5337 State of Good Repair, and Section 5339 Bus and Bus Facilities funds for the large urbanized areas of San Francisco-Oakland, San Jose, Concord, Antioch, and Santa Rosa, and has been authorized by the California Department of Transportation (Caltrans) to select projects and recommend funding allocations subject to state approval for the FTA Section 5307 and Section 5339 small urbanized area funds of Vallejo, Fairfield, Vacaville, Napa, Livermore, Gilroy-Morgan Hill, and Petaluma in MTC's Federal Transportation Improvement Program; and

WHEREAS, MTC has worked cooperatively with the cities, counties and transit operators and with Caltrans in the region to establish priorities for the transit capital projects to be included in the TIP; and

WHEREAS, the process and criteria used in the selection and ranking of such projects are set forth in MTC Resolution No. 4140; and


WHEREAS, the projects to be included in the TIP are set forth in the detailed project listings in Attachment A, which are incorporated herein as though set forth at length; now, therefore, be it

RESOLVED, that MTC adopts the FY 2015-16 Transit Capital Priorities program of projects to be included in the TIP as set forth in Attachment A; and, be it further

RESOLVED, that the Executive Director or designee is authorized to revise Attachment A as necessary to reflect the programming of projects as the projects are revised in the TIP; and be it further

RESOLVED, that the Executive Director of MTC is authorized and directed to forward a copy of this resolution to FTA, and such agencies as may be appropriate.

METROPOLITAN TRANSPORTATION COMMISSION



Dave Cortese, Chair

The above resolution was entered into by the Metropolitan Transportation Commission at a regular meeting of the Commission held in Oakland, California on January 27, 2016.

FY 2015-16 Transit Capital Priorities / Transit Capital Rehabilitation Program					
TIP ID	Operator	Project Description	FTA Section 5307	FTA Section 5337	FTA Section 5339
Actual Apportionments			211,278,509	196,480,438	12,019,586
Previous Year Carryover			3,115,188	24,863,868	198,885
Funds Available for Programming			214,393,697	221,344,306	12,218,471
Lifeline Set-Aside (JARC Projects)					
Reserved	Various	Reserved for programming in Lifeline Transportation Program Cycle 4	2,936,093		
ADA Operating Set-Aside					
ALA990076	AC Transit	ADA Set-aside	3,984,138		
ALA050042	ACE	Preventive Maintenance		8,996	
BRT99T01B	BART	ADA Paratransit Capital Accessibility Improvements		2,727,176	
REG090051	Caltrain	Revenue Vehicle Rehab Program		166,206	
CC-99T001	CCCTA	ADA Set-aside	1,199,933		
CC-030035	ECCTA	ADA Set-aside	532,570		
MRN130015	GGBHTD	Transit System Enhancements	156,753		
ALA990077	LAVTA	ADA Set-aside	708,567		
MRN110047	Marin Transit	ADA Set-aside	627,012		
NAP030004	Napa VINE	ADA Set-aside	41,320		
SON150007	Petaluma Transit	ADA Set-aside	84,261		
SM-990026	SamTrans	ADA Set-aside	1,584,235		
SM-150008	SamTrans	Replacement of Non-Revenue Vehicles	296,800		
SF-990022	SFMTA	ADA Set-aside	4,062,514		
SOL110025	SolTrans	ADA Set-aside	324,344		
SON030005	Sonoma City Transit	Preventive Maintenance	29,452		
New	Union City Transit	ADA Set-aside	0		
SCL050046	VTA	ADA Set-aside	3,711,401		
CC-990045	WestCat	ADA Set-aside	248,192		
REG090067	WETA	Fixed Guideway Connectors	5,225		
Reserved for Future Programming					
SF-010028	Caltrain	Railcar Replacement (Electrification)		17,174,630	
Total Program Set-asides and Commitments			20,532,810	20,077,008	0
Funds Available for Capital Programming			193,860,887	201,267,298	12,218,471
Capital Projects					
REG110044	ACE	Positive Train Control		1,387,000	
ALA150038	AC Transit	Purchase (10) Double-Deck Diesel Buses	3,636,463	1,500,000	
ALA150040	AC Transit	Replace (10) 40ft Urban Buses - Diesels	4,081,000		
ALA150039	AC Transit	Purchase (10) 40ft Urban Buses - Zero-emission Fuel Cell (PM swap)	979,153		
ALA150041	AC Transit	Replace (29) 60ft Artic Urban Buses - Diesels	753,998		
ALA990052	AC Transit	ADA Paratransit Van Replacement	1,319,762		
BRT97100B	BART	Rail, Way & Structures program	11,317,223	5,752,805	
REG050020	BART	BART Car Exchange Preventive Maintenance	0	47,116,668	
BRT030004	BART	Train Control		13,000,000	
BRT030005	BART	Traction Power		13,000,000	
ALA090065	BART	Fare Collection Equipment		6,000,000	
REG090037	BART	Railcar Replacement		500,000	
SM-03006B	Caltrain	Systemwide Track Rehab & Related Struct.		11,406,500	
SM-050041	Caltrain	Signal/Communication Rehab. & Upgrades		1,200,000	
NEW	Caltrain	South San Francisco Caltrain Station Improvements		22,620,000	
MTC99002A	Clipper	Replacement of legacy Clipper fare collection system		5,000,000	
NEW	ECCTA	Oakley Park & Ride	308,102		86,527
CC-070092	ECCTA	Replace (25), Ford Cutaways	857,296		324,831
CC-070092	ECCTA	Replace (3), Ford Cutaways	216,480		
SOL010006	Fairfield	Fairfield Operating Assistance	2,470,825		
SOL110041	Fairfield	2 Gillig Bus Replacements			262,709
MRN050025	GGBHTD	Misc Facilities Rehab	1,529,895		
ALA150031	LAVTA	Replacement purchase (11) 40' Hybrids	6,017,771		936,649
ALA150032	LAVTA	Replacement purchase (9) 30' Hybrids	5,357,880		
ALA150033	LAVTA	Service vehicles (2) trucks	0		
ALA150036	LAVTA	Service vehicles (3) road supervisor vehicles	0		
ALA150037	LAVTA	Service vehicles (4) shift trade vehicles	0		
ALA030030	LAVTA	Preventive Maintenance	1,313,720		
ALA150035	LAVTA	Farebox Replacement	398,242		

FY 2015-16 Transit Capital Priorities / Transit Capital Rehabilitation Program					
TIP ID	Operator	Project Description	FTA Section 5307	FTA Section 5337	FTA Section 5339
Capital Projects, continued					
MRN150011	Marin Transit	Replace (2) Cutaways for FR Service	200,080		
MRN150012	Marin Transit	Replacement Purchase (10) 40' Hybrid, (2) 35' electric, and (1) 30' diesel bus	7,899,880		
MRN150003	Marin Transit	On Board Vehicle Equipment for (15) replaced vehicles	172,200		
MRN150013	Marin Transit	Emergency Radio System	285,360		
NAP970010	Napa Vine	Napa Vine: Operating Assistance	1,865,913		
NAP090008	Napa Vine	Equipment Replacement & Upgrades	14,635		160,663
SON150014	Petaluma	(2) 35' Diesel Hybrid Bus Replacement	1,072,534		116,982
SON150015	Petaluma	Clipper for (3) FR Buses	14,400		
SON150016	Petaluma	Communication equipment for (3) FR Buses	27,244		
SM-150005	Samtrans	Replacement of (60) 2003 Gillig Buses	6,914,860		
SM-110068	Samtrans	Replacement of (55) NABI Articulated Buses	20,157,000		
SM-150010	Samtrans	Replacement of (9) Cutaway Buses	900,360		
SM-150011	Samtrans	Replacement of (10) Minivans	418,200		
SON070020	Santa Rosa	Diesel Bus Purchase	247,595		243,709
SON150017	Santa Rosa	Miscellaneous Capital Equipment	56,000		
SON030012	Santa Rosa	Bus Stop ADA Improvements	16,433		
SON150018	Santa Rosa	Garage Hoist for Bus Repairs	288,000		
SON090023	Santa Rosa	Santa Rosa CityBus: Operating Assistance	1,324,057		
SON090024	Santa Rosa	Santa Rosa CityBus: Preventive Maintenance	400,000		
SF-150005	SFMTA	Replacement of 40' Motor Coaches	3,347,163		6,364,945
SF-150006	SFMTA	Replacement of 60' Motor Coaches	45,417,750		
SF-090035	SFMTA	Replacement of (27) Type II Paratransit Vans	1,948,320		
SF-150014	SFMTA	30-Foot Motor Coach Mid-Life Overhaul	13,125,926		
SF-150007	SFMTA	Farebox Replacement	2,228,800		
SF-95037B	SFMTA	Muni Rail Replacement		5,316,972	
SF-030013	SFMTA	Wayside Fare Collection		1,000,000	
SF-970170	SFMTA	Overhead Line Rehabilitation		6,684,663	
SF-050024	SFMTA	Wayside/Central Train Control & Trolley Signal Systems Rehabilitation		5,000,000	
SF-99T002	SFMTA	Cable Car Infrastructure		2,000,000	
SF-970073	SFMTA	Cable Car Renovation Program		988,800	
SF-150004	SFMTA	Station Area and Pedestrian Improvements		500,000	
SF-150015	SFMTA	Replacement of (21) 40' Trolley Coaches		20,000,000	
SOL090034	Soltrans	Bus Purchase (4) 45' CNG Commuter Coaches	2,436,729		357,236
SOL070032	Soltrans	Preventive Maintenance	711,997		
SON030005	Sonoma County	SCT Preventive Maintenance Program	1,221,660		
SON150013	Sonoma County	Replacement of (1) CNG 40-Foot Heavy-Duty Bus in SCT's Fixed-Route Fleet	467,090		176,479
SON050021	Sonoma County	Installation of Passenger Shelters and Other Amenities at Various SCT Bus Stops	0		
ALA150046	Union City	Union City: Midlife Rehab of (2) 35' CNG Vehicles	410,000		
SOL010007	Vacaville	Operating Assistance	985,000		
SCL150019	VTA	Radio System Upgrade	0		
SCL050001	VTA	40' Hybrid Bus Procurement	33,824,944		2,805,456
SCL050049	VTA	Rail Substation Rehab/ Replacement		3,000,000	
SCL050002	VTA	Rail Replacement Program		3,600,000	
SCL110104	VTA	Light Rail Track Crossovers and Switches		777,500	
SCL150008	VTA	Track Intrusion Abatement		1,600,000	
CC-150014	WestCat	Replacement of (1) 40-Foot Revenue Vehicle	434,600		
CC-150015	WestCat	Fast Fare Electronic Farebox (1)	14,249		
REG090055	WETA	Ferry Propulsion System Replacement		2,880,000	
REG090057	WETA	Ferry Major Component Rehab/Replacement		7,912,000	
REG090067	WETA	Ferry Passenger Float/Gangway		74,790	
SF-110053	WETA	Ferry Vessel Replacement		11,449,600	
Total Capital Projects			189,406,789	201,267,298	11,836,186
Total Programmed			209,939,599	221,344,306	11,836,186
Fund Balance			4,454,098	0	382,285

Date: 1/27/2016

W.L.: 1512

Referred by: PAC

Revised: 04/27/16-C 05/25/16-C

06/22/16-C 12/21/16-C

09/25/19-C

Attachment A

Resolution No. 4212, Revised

Page 3 of 3

FY2015-16 Transit Capital Priorities / Transit Capital Rehabilitation Program Notes

1.	Program is based on final apportionments issued by FTA in February 2016.
2.	AC Transit: \$6.4M of BATA project savings have been programmed to AC Transit's Core Capacity Challenge Grant Program (CCCCGP) projects proportionately according to the CCCCCGP funding plan. An additional \$18.5M is being programmed towards AC Transit's CCCCCGP projects in order to resolve the shortfall in the San Francisco - Oakland urbanized area. BATA Project Savings are being programmed in lieu of AB664 plus BATA Project Savings (both part of CCCCCGP funding plan) in order to reduce the number of fund sources. In the next program year, AB664 funds can be programmed in lieu of BATA project savings.
3.	SFMTA: \$8.2M of AB664 funds have been programmed to SFMTA's Core Capacity Challenge Grant Program (CCCCGP) projects proportionately according to the CCCCCGP funding plan. An additional \$13.7 million in AB664 funds have been programmed to SFMTA's CCCCCGP projects to enable SFMTA to execute a contract option that would result in earlier delivery of buses.
4.	SFMTA: \$15.3M of FY15 FG (Fixed Guideway) Cap deferred by formula based on grant balances to FY18 as SFMTA did not meet their fixed guideway spending target. This deferral is reduced to \$5.3M due to a \$10M voluntary deferral.
5.	SFMTA: \$500k programmed to Station Bike and Pedestrian Improvements project in exchange for \$500k of SFMTA revenue bond funds for FG cap projects.
6.	Caltrain: Caltrain did not meet their FG spending target. However, they were exempted from a deferral of their FG Cap because Caltrain's FG Caps were still committed to the Electrification project at the time the preliminary program was adopted. The preliminary program was revised in June 2016 to program the full \$12.6 million FG cap to rehab projects. Caltrain's FY17 FG cap will be adjusted to reflect missing the FG spending target.
7.	Clipper: \$14.2M of Clipper's request for \$19.2M is being deferred to FY17 in order to reduce shortfall in the San Francisco Oakland Urbanized Area, as this would not from a cash flow standpoint impede Clipper's ability to fund current equipment replacement or contracts.
8.	BART Car Exchange PM: \$26.9M of BART's request for \$74.5M for the BART Car Replacement Project is being deferred to future years in order to reduce shortfall in the San Francisco Oakland Urbanized Area.
9.	Caltrain: The program reserved \$39.8M in a vehicle procurement reserve for future programming. \$22.6M of this reserve was reprogrammed to the EMU procurement project in FY16, with the remainder reserved for future programming. Also, by agreement with VTA, SFMTA, and Caltrain, EMUs are being funded from San Jose in this cycle to help address the shortfall. Future EMU programming will come more from SF-O to maintain a 2/3-1/3 split overall. In December 2016, Caltrain requested that \$22.6 million be shifted from the EMU procurement project to a South San Francisco Station rehab project, with the EMU funds being replaced by SMCTA local sales tax funds transferred from the station project. The programming continues to count toward
10.	GGBHTD: Voluntarily deferred \$23,628,000 of fixed guideway cap funds from FY12 through FY16 to FY19. These funds will have priority for programming in FY19 as a prior-year commitment. GGBHTD voluntarily deferred their 67 40' Diesel Bus procurement to FY17; also exercised the Capital Exchange element of the TCP policy by deferring replacement of these vehicles until FY16-17. Total savings to the region equals \$3,529,895, GGBHTD will utilize the option for using these savings towards their ACIS and Miscellaneous Facilities Rehab projects.
11.	LAVTA exercised the Capital Exchange element of the TCP policy by deferring replacement of seven 2002 40' diesel vehicles for life. Total savings to the region equals \$1,769,700. LAVTA will utilize the option for using these savings towards their Service Vehicle Replacement and Preventive Maintenance projects.
12.	WETA: Voluntarily deferred \$1,517,210 of FG cap to FY17. These funds will have priority for programming in FY17 as a prior-year commitment. WETA also transferred \$5,392,000 from Ferry Vessel Replacement (M/V Vallejo) to two fixed guideway rehab projects, reversing the deferral of \$5,392,000 in FY14 fixed guideway caps. The remaining \$11.5 million programmed for Ferry Vessel Replacement completes the regional share of the M/V Vallejo replacement project.
13.	Union City Transit elected to defer \$130,627 of ADA Set-aside from FY16 to FY17. This amount will be treated as a Prior-Year Commitment in the FY17 program.
14.	In September 2019, ECCTA exercised the Cost Effective Bus Procurement element of the TCP Policy on their bus replacement project, directing 50% of the \$308,102 of FY16 5307 and \$86,527 of FY16 5339 funds to the Oakley Park & Ride Project. \$40,429 of 5307 funds and \$43,264 of 5339 funds is being programmed to the same Oakley Park & Ride Project, consistent with the Capital Exchange element of the TCP Policy. ECCTA will repay the region in a future year (tent. FY23) by reducing the eligibility of a bus replacement project for TCP funds by the same amount (\$83,693).

Date: March 22, 2017
W.I.: 1512
Referred By: PAC
Revised: 07/26/17-C 12/20/17-C
06/27/18-C 01/23/19-C
05/22/19-C 06/26/19-C
09/25/19-C

ABSTRACT

Resolution No. 4272, Revised

This resolution approves the FY2016-17 through FY2019-20 Transit Capital Priorities preliminary program of projects for inclusion in the Transportation Improvement Program (TIP). The program includes projects funded with FTA Section 5307 Urbanized Area, Section 5337 State of Good Repair, and Section 5339 Bus and Bus Facilities Formula Programs and initially only programs funds in the first year – FY2016-17. In addition, One Bay Area Grant Cycle 2 (OBAG 2) Transit Priorities funds are being programmed in MTC Resolution No. 4202, Revised, and AB 664 Bridge Toll revenues and BATA Project Savings are programmed in MTC Resolution No. 4262 and Resolution No. 4169, Revised, respectively, for FY2016-17 through FY2019-20 Transit Capital Priorities projects. This resolution will be amended to add the remainder of the FY2016-17 through FY2019-20 Transit Capital Priorities program at a future date.

This resolution supersedes and replaces MTC Resolution No. 4219.

This Resolution includes the following attachments:

- Attachment A – FY2016-17 Program of Projects
- Attachment B – FY2017-18 Program of Projects
- Attachment C – FY2018-19 Program of Projects
- Attachment D – FY2019-20 Program of Projects
- Attachment E – FY2016-17 through FY2019-20 Programming Notes

Attachment A of this resolution was revised on July 26, 2017 to make revisions to the Transit Capital Priorities (TCP) program of projects for FY2016-17 as requested by operators and to reconcile the program to expected final FTA apportionments for the same year.

ABSTRACT

MTC Resolution No. 4272, Revised

Page 2

Attachments A through E of this resolution were revised on December 20, 2017 to program the remainder of FY2017-18 through FY2019-20 TCP programming and make revisions to two projects in the FY2016-17 program of projects as requested by operators.

Attachments A through E of this resolution were revised on June 27, 2018 to make revisions to the TCP program of projects as requested by operators and to reconcile the program to final FY2017-18 FTA apportionments.

Attachments C and E of this resolution were revised on January 23, 2019 to make revisions to the TCP program of projects to reflect a fund exchange with SFMTA for the Central Subway Project and make other revisions to programming as requested by Marin Transit and VTA.

Attachments C through E of this resolution were revised on May 22, 2019 to make revisions to the TCP program of projects as requested by operators and to reconcile the program to final FY2018-19 FTA apportionments.

Attachments C and D of this resolution were revised on June 26, 2019 to make revisions to the TCP program of projects as requested by operators, correct errata in GGBHTD's FY2019-20 programming, and reconcile the small urbanized area Section 5339 formula programming with final FY2018-19 FTA apportionments.

Attachments A, B, C, and E of this resolution were revised on September 25, 2019 to de-program \$2 million of FY2016-17 Section 5307 funds from the ECCTA Bus Replacement project and reprogram \$1 million of FY2017-18 and \$512,543 of FY2018-19 Section 5339 funds from ECCTA Fare Collection and Bus Replacement projects to the ECCTA Oakley Park & Ride project.

Further discussion of the TCP program of projects is contained in the Programming and Allocations Committee summary sheet dated March 8, 2017, July 12, 2017, December 13, 2017, June 13, 2018, January 9, 2019, May 8, 2019, June 12, 2019, and September 4, 2019.

Date: March 22, 2017
W.I.: 1512
Referred By: PAC

RE: San Francisco Bay Area Regional Transit Capital Priorities

METROPOLITAN TRANSPORTATION COMMISSION
RESOLUTION NO. 4272

WHEREAS, the Metropolitan Transportation Commission (MTC) is the regional transportation planning agency for the San Francisco Bay Area pursuant to Government Code Sections 66500 et seq.; and

WHEREAS, MTC is the designated Metropolitan Planning Organization (MPO) for the nine-county Bay Area and is required to prepare and endorse a Transportation Improvement Program (TIP) which includes a list of priorities for transit capital projects; and

WHEREAS, MTC is the designated recipient of the Federal Transit Administration (FTA) Section 5307 Urbanized Area, Section 5337 State of Good Repair, and Section 5339 Bus and Bus Facilities funds for the large urbanized areas of San Francisco-Oakland, San Jose, Concord, Antioch, and Santa Rosa, and has been authorized by the California Department of Transportation (Caltrans) to select projects and recommend funding allocations subject to state approval for the FTA Section 5307 and Section 5339 funds for the small urbanized areas of Vallejo, Fairfield, Vacaville, Napa, Livermore, Gilroy-Morgan Hill, and Petaluma in MTC's Federal Transportation Improvement Program; and

WHEREAS, MTC has worked cooperatively with the cities, counties and transit operators in the region and with Caltrans to establish priorities for the transit capital projects to be included in the TIP; and

WHEREAS, the process and criteria used in the selection and ranking of such projects are set forth in MTC Resolution No. 4242; and

WHEREAS, the projects to be included in the TIP are set forth in the detailed project listings in Attachments A-D, which are incorporated herein as though set forth at length; now, therefore, be it


RESOLVED, that MTC adopts the FY 2016-17 through FY2019-20 Transit Capital Priorities program of projects to be included in the TIP as set forth in Attachments A-D; and, be it further

RESOLVED, that this resolution supersedes and replaces MTC Resolution 4219, previously approved and adopting a program of projects for the FY2016-17 and FY2017-18 Transit Capital Priorities program; and, be it further

RESOLVED, that the Executive Director or designee is authorized to revise Attachments A-E as necessary to reflect the programming of projects as the projects are revised in the TIP; and be it further

RESOLVED, that the Executive Director of MTC is authorized and directed to forward a copy of this resolution to FTA, and such agencies as may be appropriate.

METROPOLITAN TRANSPORTATION COMMISSION



Jake Mackenzie, Chair

The above resolution was entered into by the Metropolitan Transportation Commission at a regular meeting of the Commission held in San Francisco, California on March 22, 2017.

Date: March 22, 2017
W.I.: 1512
Referred by: PAC
Revised: 07/26/17-C
12/20/17-C
06/27/18-C
09/25/19-C

Attachment A
Resolution No. 4272
Page 1 of 2

FY 2016-17 Transit Capital Priorities / Transit Capital Rehabilitation Program						
TIP ID	Operator	Project Description	Total FTA Program	FTA Section 5307	FTA Section 5337	FTA Section 5339
Actual Apportionments			429,068,809	216,350,798	200,398,884	12,319,127
Previous Year Carryover			22,011,016	4,454,101	17,174,630	382,285
Funds Available for Programming			451,079,825	220,804,899	217,573,514	12,701,412
Lifeline Set-Aside						
Reserved	Various	Reserved for programming in Lifeline Transportation Program	3,368,200	3,368,200		
ADA Operating Set-Aside						
ALA990076	AC Transit	ADA Paratransit Assistance	3,856,331	3,856,331		
ALA170079	ACE	Railcar Midlife Overhaul	51,578	51,578		
BRT99T01B	BART	ADA Paratransit Capital Accessibility Improvements	2,415,999	2,415,999		
SM-170010	Caltrain	TVM Rehab and Clipper Functionality	175,410	175,410		
CC-99T001	CCCTA	ADA Paratransit Assistance	1,207,778	1,207,778		
CC-030035	ECCTA	ADA Operating Assistance	541,024	541,024		
MRN130015	GGBHTD	Transit System Enhancements	175,309	175,309		
ALA990077	LAVTA	ADA Paratransit Operating Subsidy	341,904	341,904		
MRN110047	Marin Transit	ADA Paratransit Assistance	701,236	701,236		
NAP030004	Napa Vine	ADA Operating Assistance	63,311	63,311		
SON150007	Petaluma	ADA Set-Aside	90,300	90,300		
SM-990026	SamTrans	ADA Paratransit Operating Subsidy	1,773,353	1,773,353		
SON170003	Santa Rosa	ADA Operating Assistance	236,154	236,154		
SF-990022	SFMTA	ADA Paratransit Operating Support	4,591,625	4,591,625		
SOL110025	SolTrans	ADA Paratransit Operating Subsidy	290,178	290,178		
SON150013	Sonoma County	SCT Replacement Bus Purchase	25,581	25,581		
ALA170039	Union City	ADA Set-Aside	134,260	134,260		
SCL050046	VTA	ADA Operating Set-Aside	3,754,433	3,754,433		
CC-990045	Westcat	ADA Paratransit Operating Subsidy	258,365	258,365		
Total Program Set-asides and Commitments			24,052,329	24,052,329	-	-
Funds Available for Capital Programming			427,027,496	196,752,570	217,573,514	12,701,412
Capital Projects						
ALA170028	AC Transit	Purchase 35 40-ft Hybrid-Electric Buses	14,472,150	14,472,150		
ALA0170032	AC Transit	Purchase 31 45-ft Over-the-Road Coaches	5,924,378	4,587,713		1,336,665
ALA170029	AC Transit	PM Swap - Replace 9 40' Urban Buses - Battery	3,003,000	3,003,000		
ALA990052	AC Transit	Paratransit Van Capital Costs	1,168,994	1,168,994		
ALA170030	AC Transit	Preventive Maintenance (deferred comp)	780,640	780,640		
ALA170048	ACE	FG: Capital Access Fees and Track/Signal Maintenance	1,490,000	1,355,640	134,360	
ALA170079	ACE	Railcar Midlife Overhaul	3,080,000		3,080,000	
REG090037	BART	Railcar Procurement Program	6,426,296	364,117	6,062,179	
BRT030005	BART	Traction Power	17,000,000	12,777,726	4,222,274	
BRT030004	BART	Train Control	10,000,000	10,000,000		
BRT97100B	BART	Rail, Way, and Structures Program	17,000,000		17,000,000	
ALA090065	BART	Fare Collection Equipment	6,211,000		6,211,000	
SF-010028	Caltrain	Caltrain Electrification - EMU Procurement	31,805,399	31,805,399		
SM-170005	Caltrain	South San Francisco Station Rehabilitation	16,207,600		16,207,600	
SM-03006B	Caltrain	Systemwide Track Rehabilitation	4,693,408		4,693,408	
REG090051	Caltrain	Revenue Vehicle Rehab Program	5,000,000		5,000,000	
SM-050041	Caltrain	Communications System/Signal Rehabilitation	1,200,000		1,200,000	
CC-070092	ECCTA	Transit Bus Replacements	-	-		
SOL010006	Fairfield	Operating Assistance	2,493,081	2,493,081		
SOL110041	Fairfield	Bus Replacement	269,387			269,387
MRN050025	GGBHTD	Facilities Rehabilitation	4,600,000	4,600,000		
MRN030010	GGBHTD	Ferry Fixed Guideway Connectors	3,000,000		3,000,000	
MRN170009	GGBHTD	Replacing 6 Paratransit 22' Gas Cut-away Vehicles	557,202			557,202
MRN170003	Marin Transit	Replace 3 Paratransit Vehicle	218,940	218,940		
MRN170004	Marin Transit	Replace 2 Paratransit Vehicles with Vans	85,280	85,280		
NAP970010	Napa VINE	Operating Assistance	2,084,334	2,084,334		
NAP090008	Napa VINE	Replacement and Upgrades to Equipment	180,025	15,278		164,747
SON170004	Petaluma	Purchase 1 Replacement Paratransit Vehicle	45,100	45,100		
SON170005	Petaluma	Transit Yard & Facilities Improvements	45,100	45,100		
SM-150005	SamTrans	Replacement of 2003 Gillig Buses	1,976,200	1,976,200		
SON090023	Santa Rosa	Operating Assistance	1,526,857	1,526,857		
SON090024	Santa Rosa	Preventive Maintenance	455,861	455,861		
SF-150005	SFMTA	Replacement of 40' Motor Coaches	63,128,520	63,128,520		
SF-150006	SFMTA	Replacement of 60' Motor Coaches	10,008,506	5,295,178		4,713,328
SF-170004	SFMTA	Replacement of 40' Trolley Coaches	95,660,612		95,660,612	

Date: March 22, 2016
W.I.: 1512
Referred by: PAC
Revised: 07/26/17-C
12/20/17-C
06/27/18-C
09/25/19-C

Attachment A
Resolution No. 4272
Page 2 of 2

FY 2016-17 Transit Capital Priorities / Transit Capital Rehabilitation Program						
TIP ID	Operator	Project Description	Total FTA Program	FTA Section 5307	FTA Section 5337	FTA Section 5339
SF-170005	SFMTA	Replacement of 60' Trolley Coaches	28,100,579		28,100,579	
SOL090034	SolTrans	Bus Purchase (Alternative Fuel)	2,190,339	1,824,023		366,316
SOL110040	SolTrans	Operating Assistance	560,000	560,000		
SOL070032	SolTrans	Preventive Maintenance	837,984	837,984		
SON030005	Sonoma County	Preventive Maintenance	1,280,000	1,280,000		
SON150013	Sonoma County	SCT Replacement Bus Purchase	610,089	430,080		180,009
ALA170014	Union City	Replace 6 2009 Paratransit Cut-away vehicles	846,240	846,240		
ALA170015	Union City	Replace 1 2003 Paratransit Vehicle	141,040	141,040		
SOL010007	Vacaville	Operating Assistance	890,000	890,000		
SCL050001	VTA	Standard and Small Bus Replacement	20,000,000	17,107,280		2,892,720
SCL170005	VTA	Paratransit Vehicle Procurement	2,893,751	2,893,751		
SCL170011	VTA	Replace Rail Crossing Control Equipment	4,368,000		4,368,000	
SCL050002	VTA	Rail Replacement Program	4,334,405		4,334,405	
SCL050049	VTA	Rail Substation Rehab/Replacement	2,644,841		2,644,841	
SCL170006	VTA	Replace Fault Monitoring System on LRVs	2,255,200		2,255,200	
SCL170010	VTA	Guadalupe Train Wash Replacement	1,448,000		1,448,000	
SCL110099	VTA	Light Rail Bridge & Structure SGR	1,440,000		1,440,000	
SCL170008	VTA	Vasona Pedestrian Back Gates	1,207,559		1,207,559	
SCL150005	VTA	Train-to-Wayside Communications System Upgrade	1,084,600		1,084,600	
SCL170007	VTA	Pedestrian Swing Gates Replacement	704,000		704,000	
SCL170009	VTA	Chaboya Yard Well Removal	196,000		196,000	
CC-170006	WestCAT	Replacement of 2 40' Revenue Vehicles	882,320	882,320		
CC-170007	WestCAT	Purchase of 2 Fast Fare Electronic Fareboxes	28,498	28,498		
Total Capital Projects			410,741,315	190,006,324	210,254,617	10,480,374
Total Programmed			434,793,644	214,058,653	210,254,617	10,480,374
Fund Balance			16,286,181	6,746,246	7,318,897	2,221,038

Date: 3/22/2017
W.I.: 1512
Referred by: PAC
Revised: 12/20/17-C
06/23/18-C
09/25/19-C

Attachment B
Resolution No. 4272
Page 1 of 2

FY 2017-18 Transit Capital Priorities / Transit Capital Rehabilitation Program						
TIP ID	Operator	Project Description	Total FTA Program	FTA Section 5307	FTA Section 5337	FTA Section 5339
Actual Apportionments			479,370,309	224,379,528	238,132,825	16,857,956
Previous Year Carryover			16,286,181	6,746,246	7,318,897	2,221,038
Funds Available for Programming			495,656,490	231,125,774	245,451,722	19,078,994
Lifeline Set-Aside						
Reserved	Various	Reserved for programming in Lifeline Transportation Program	3,437,064	3,437,064		
ADA Operating Set-Aside						
ALA990076	AC Transit	ADA Paratransit Assistance	3,935,175	3,935,175		
ALA170079	ACE	Railcar Midlife Overhaul	52,633	52,633		
BRT99T01B	BART	ADA Paratransit Capital Accessibility Improvements	2,465,395	2,465,395		
SM-170010	Caltrain	TVM Rehab and Clipper Functionality	178,996	-	178,996	
CC-99T001	CCCTA	ADA Paratransit Assistance	1,232,472	1,232,472		
MRN130015	GGBHTD	Transit System Enhancements	178,839	178,839		
ALA990077	LAVTA	ADA Paratransit Operating Subsidy	349,165	349,165		
MRN110047	MCTD	ADA Paratransit Assistance	715,573	715,573		
NAP030004	Napa Vine	ADA Operating Assistance	64,606	64,606		
SON150007	Petaluma	ADA Set-Aside	92,187	92,187		
SM-990026	SamTrans	ADA Paratransit Operating Subsidy	1,809,609	1,809,609		
SON170003	Santa Rosa	ADA Operating Assistance	240,982	240,982		
SF-990022	SFMTA	ADA Paratransit Operating Support	4,685,502	4,685,502		
SOL110025	SolTrans	ADA Paratransit Operating Subsidy	296,111	296,111		
SON150013	Sonoma County	SCT Replacement Bus Purchase	26,116	26,116		
CC-030035	ECCTA	ADA Operating Assistance	552,085	552,085		
ALA170039	Union City	ADA Set-Aside	137,005	137,005		
SCL050046	VTA	ADA Operating Set-Aside	3,831,392	3,831,392		
CC-990045	Westcat	ADA Paratransit Operating Subsidy	263,648	263,648		
REG090057	WETA	Ferry Mid-Life Refurbishment - Solano, Taurus, Mare Island, & Inti	7,929	7,929		
Total Program Set-asides and Commitments			24,552,483	24,373,487	178,996	-
Funds Available for Capital Programming			471,104,007	206,752,287	245,272,726	19,078,994
Capital Projects						
ALA170032	AC Transit	Purchase 31 45-ft Over-the-Road Coaches	4,582,729	4,582,729		
ALA990052	AC Transit	Paratransit Van Capital Costs	1,449,739	1,449,739		
ALA170082	AC Transit	Purchase (59) 40ft Urban Buses - Diesel	5,820,689			5,820,689
ALA170048	ACE	FG: Capital Access Fees and Track/Signal Maintenance	1,490,000	1,143,890	346,110	
ALA170079	ACE	Railcar Midlife Overhaul	2,975,789		2,975,789	
REG090037	BART	Railcar Procurement Program	26,763,592	23,130,134	3,633,458	
BRT97100B	BART	Rail,Way, and Structures Program	17,000,000		17,000,000	
BRT030005	BART	Traction Power	17,000,000		17,000,000	
BRT030004	BART	Train Control	9,563,082		9,563,082	
ALA090065	BART	Fare Collection Equipment	6,211,000		6,211,000	
SF-010028	Caltrain	Caltrain Electrification - EMU Procurement	73,796,897	73,796,897		
SM-03006B	Caltrain	Systemwide Track Rehabilitation	12,893,000		12,893,000	
SM-050041	Caltrain	Comm. System/Signal Rehab.	819,309		819,309	
CC-170051	CCCTA	Replace 42 22' Gasoline 7-Year Paratransit Vans	4,305,000	2,426,455		1,878,545
CC-170053	CCCTA	Replace 3 Gasoline 7-Year Paratransit Minivans	130,380	130,380		
NEW	ECCTA	Oakley Park & Ride	989,240			989,240
CC-070092	ECCTA	Clipper II Digital Communication Equipment	-	-		-
SOL010006	Fairfield	Operating Assistance	2,554,835	2,554,835		
SOL110041	Fairfield	Bus Replacement	367,380			367,380
MRN170008	GGBHTD	Replace 67 Fixed Rte 40' Buses	48,457,080	45,104,777		3,352,303
MRN150014	GGBHTD	Ferry Major Components Rehab - MS Marin	2,000,000		2,000,000	
MRN150015	GGBHTD	Ferry Propulsion: MS Marin	2,000,000		2,000,000	
MRN170005	MCTD	Replace Four (4) Rural Cutaway Vehicles	505,120	505,120		
MRN150011	MCTD	Vehicle Replacement- one Shuttle	102,500	102,500		
NEW	LAVTA	Hybrid Bus Battery Pack Replacement	630,170	245,149		385,021
NAP970010	Napa Vine	Operating Assistance	2,164,144	2,164,144		
NAP090008	Napa Vine	Replacement and upgrades to equipment	224,681	-		224,681
SON170018	Petaluma	Purchase (1) Replacement Fixed Route Bus	185,867	185,867		
SON170020	Petaluma	Purchase (2) Replacement Paratransit Vans	147,600	147,600		
SON170005	Petaluma	Transit Yard and Facility Improvements	45,800	45,800		
SON170019	Petaluma	Purchase Service Vehicle	28,000	28,000		
SON170017	Petaluma	AVL Equipment	19,200	19,200		
SON090023	Santa Rosa	Operating Assistance	1,614,870	1,614,870		
SON090024	Santa Rosa	Preventive Maintenance	563,010	563,010		

Date: March 22, 2017
W.I.: 1512
Referred by: PAC
Revised: 12/20/17-C
06/23/18-C

Attachment B
Resolution No. 4272
Page 2 of 2

FY 2017-18 Transit Capital Priorities / Transit Capital Rehabilitation Program						
TIP ID	Operator	Project Description	Total FTA Program	FTA Section 5307	FTA Section 5337	FTA Section 5339
SF-150005	SFMTA	Replacement of 40' Motor Coaches	5,013,526	5,013,526		
SF-170004	SFMTA	Replacement of 40' Trolley Coaches	93,892,831		93,892,831	
SF-970170	SFMTA	Muni Rail Replacement	10,002,337		10,002,337	
SF-99T005	SFMTA	Rehab Historic Streetcars	7,000,000		7,000,000	
SF-050024	SFMTA	Wayside/Central Train Control & Trolley Signal Systems Rehabilitation	4,500,000		4,500,000	
SF-970170	SFMTA	Overhead Line Rehabilitation	3,750,000		3,750,000	
SF-150007	SFMTA	Farebox Replacement	2,060,800		2,060,800	
SF 99T002	SFMTA	Cable Car Infrastructure	1,250,000		1,250,000	
SF-970073	SFMTA	Cable Car Vehicle Renovation Program	1,018,464		1,018,464	
SF-170006	SFMTA	Station-Area Pedestrian and Bicycle Access Improvements	250,000		250,000	
SF-030013	SFMTA	Wayside Fare Collection	250,000		250,000	
SOL090034	SolTrans	Bus Purchase (Alternative Fuel)	2,499,530	2,000,000		499,530
SOL070032	SolTrans	Preventive Maintenance	800,000	800,000		
SOL110040	SolTrans	Operating Assistance	510,695	510,695		
SON030005	Sonoma County	Preventive Maintenance	1,280,000	1,280,000		
SON150013	Sonoma County	Replacement Bus Purchase	661,276	425,800		235,476
SOL010007	Vacaville	Operating Assistance	890,000	890,000		
SCL050001	VTA	Standard and Small Bus Replacement	20,000,000	11,738,719	4,335,965	3,925,316
SCL170005	VTA	Paratransit Fleet Program	1,301,449	1,301,449		
SCL050002	VTA	Rail Replacement Program	15,093,290		15,093,290	
SCL170050	VTA	SCADA Control Center System Replacement	3,015,200		3,015,200	
SCL170007	VTA	Pedestrian Swing Gates	2,720,000		2,720,000	
SCL150008	VTA	VTA Track Intrusion Abatement	1,600,000		1,600,000	
SCL170049	VTA	SCADA Middleware Replacement	1,150,400		1,150,400	
SCL170008	VTA	Vasona Pedestrian Back Gates	1,112,441		1,112,441	
SCL090044	VTA	OCS Rehabilitation Program	6,460,000		6,460,000	
SF-110053	WETA	Richmond Ferry Service	14,868,858	14,868,858		
REG090057	WETA	Ferry Mid-Life Refurbishment - Solano, Taurus, Mare Island, & Intintoli	6,928,071		6,928,071	
REG090054	WETA	Ferry Channel Dredging	2,480,000		2,480,000	
Total Capital Projects			459,759,871	198,770,143	243,311,547	17,678,181
Total Programmed			484,312,353	223,143,630	243,490,543	17,678,181
Fund Balance			11,344,137	7,982,144	1,961,180	1,400,813

Date: March 22, 2017

W.I.: 1512

Referred by: PAC

Revised: 12/20/17-C 06/27/18-C

01/23/19-C 05/22/19-C

06/26/19-C 09/25/19-C

Attachment C
Resolution No. 4272

Page 1 of 2

FY 2018-19 Transit Capital Priorities / Transit Capital Rehabilitation Program

TIP ID	Operator	Project Description	Total FTA Program	FTA Section 5307	FTA Section 5337	FTA Section 5339
		Actual Apportionments	476,218,214	229,832,145	230,892,790	15,493,279
		Previous Year Carryover	11,344,137	7,982,144	1,961,180	1,400,813
		Funds Available for Programming	487,562,351	237,814,289	232,853,970	16,894,092

Lifeline Set-Aside

Reserved	Various	Reserved for programming in Lifeline Transportation Program	3,508,001	3,508,001		
----------	---------	---	-----------	-----------	--	--

ADA Operating Set-Aside

ALA990076	AC Transit	ADA Paratransit Assistance	4,394,476	4,394,476		
ALA170079	ACE	Railcar Midlife Overhaul	9,920	9,920		
BRT99T01B	BART	ADA Paratransit Capital Accessibility Improvements	865,835	865,835		
CC-99T001	CCCTA	ADA Paratransit Assistance	1,207,623	1,207,623		
MRN130015	GGBHTD	ADA Set-Aside	171,757	171,757		
ALA990077	LAVTA	ADA Paratransit Operating Subsidy	406,769	406,769		
MRN110047	MCTD	ADA Paratransit Assistance	687,028	687,028		
NAP030004	Napa Vine	ADA Operating Assistance	68,209	68,209		
SON150007	Petaluma	ADA Set-Aside	86,485	86,485		
SON170003	Santa Rosa	ADA Operating Assistance	245,955	245,955		
SM-990026	SamTrans	ADA Paratransit Operating Subsidy	1,854,074	1,854,074		
SF-990022	SFMTA	ADA Paratransit Operating Support	4,343,542	4,343,542		
SOL110025	SolTrans	ADA Paratransit Operating Subsidy	294,296	294,296		
SON150013	Sonoma County	Replacement Bus Purchase	31,966	31,966		
CC-030035	ECCTA	ADA Operating Assistance	556,469	556,469		
ALA170039	Union City	ADA Set-Aside	133,210	133,210		
SCL050046	VTa	ADA Operating Set-Aside	3,808,721	3,808,721		
CC-990045	Westcat	ADA Paratransit Operating Subsidy	244,729	244,729		

Total Program Set-asides and Commitments**Funds Available for Capital Programming**

22,919,064	22,919,064	-	-
464,643,287	214,895,225	232,853,970	16,894,092

Capital Projects

ALA170081	AC Transit	Replace (24) 60ft Artic Urban Buses - Hybrid	13,254,330	5,795,984	-	7,458,346
ALA990052	AC Transit	Paratransit Van Capital Costs	1,580,574	1,580,574		
ALA170080	AC Transit	Replace (10) 24ft Cut-Away Vans	637,000	637,000		
ALA170038	AC Transit	Replace (6) 24ft Cut-Away Vans	382,200	382,200		
ALA170079	ACE	Railcar Midlife Overhaul	3,070,079	1,409,473	1,660,606	
ALA170048	ACE	FG: Capital Access Fees and Track/Signal Maintenance	1,490,000		1,490,000	
REG090037	BART	Railcar Replacement Program	45,466,817	22,227,925	23,238,892	
ALA090065	BART	Fare Collection Equipment	6,211,000	6,211,000		
BRT97100B	BART	Rail, Way, and Structures Program	17,000,000		17,000,000	
BRT030005	BART	Traction Power	10,000,000		10,000,000	
BRT030004	BART	Train Control	10,000,000		10,000,000	
BRT99T01B	BART	ADA Paratransit Capital Accessibility Improvements	1,896,182		1,896,182	
NEW	BART	Elevator Renovation Program	7,000,000		7,000,000	
SF-010028	Caltrain	Caltrain Electrification - EMU Procurement	67,582,236	67,582,236		
SM-03006B	Caltrain	Systemwide Track Rehabilitation	13,193,000		13,193,000	
SM-050041	Caltrain	Comm. System/Signal Rehab.	1,200,000		1,200,000	
SM-170010	Caltrain	TVM Rehab & Clipper Functionality (ADA Set-Aside)	222,104		222,104	
NEW	ECCTA	Oakley Park & Ride	512,543			512,543
CC-070092	ECCTA	Transit Bus Replacements (Paratransit)	-			-
SOL010006	Fairfield	Operating Assistance	2,597,033	2,597,033		
SOL110041	Fairfield	Bus Replacement	336,529			336,529
MRN050025	GGBHTD	Facilities Rehabilitation	8,600,000	8,600,000		
MRN030010	GGBHTD	Ferry Fixed Guideway Connectors	13,500,000		13,500,000	
MRN150015	GGBHTD	Ferry Vessel Propulsion Systems Rehab	500,000		500,000	
MRN170024	GGBHTD	Replace 14 Paratransit Vehicle	1,044,680			1,044,680
NEW	LAVTA	Hybrid Bus Battery Pack Replacement	169,830			169,830
MRN170006	MCTD	Replace Articulated Vehicles	7,216,000	7,216,000		
NAP970010	Napa Vine	Operating Assistance	2,623,951	2,623,951		
NAP090008	Napa Vine	Equipment Replacement & Upgrades	205,812			205,812
NEW	Petaluma	AVL Model Upgrade	60,000	60,000		
SM150011	SamTrans	Purchase of Replacement Minivans	619,920	619,920		
SON090023	Santa Rosa	Operating Assistance	1,095,895	1,095,895		
SON150008	Santa Rosa	Fixed Route Bus Replacement	1,309,308	431,309		877,999
SON090024	Santa Rosa	Preventive Maintenance	611,309	611,309		
SF-170019	SFMTA	40' Motor Coach Mid-Life Overhaul	16,928,241	16,928,241		
SF-170018	SFMTA	60' Motor Coach Mid-Life Overhaul	19,392,931	19,392,931		
SF-150007	SFMTA	Farebox Replacement	336,000	336,000		
SF-970170	SFMTA	Muni Rail Replacement	16,736,000		16,736,000	

Date: February 22, 2017

W.I.: 1512

Referred by: PAC

Revised: 12/20/17-C 06/27/18-C

01/23/19-C 5/22/19-C

06/26/19-C

Attachment C

Resolution No. 4272

Page 2 of 2

FY 2018-19 Transit Capital Priorities / Transit Capital Rehabilitation Program						
TIP ID	Operator	Project Description	Total FTA Program	FTA Section 5307	FTA Section 5337	FTA Section 5339
SF-050024	SFMTA	Wayside/Central Train Control & Trolley Signal Systems Rehabilitation	8,640,000		8,640,000	
SF-970170	SFMTA	Overhead Line Rehabilitation	20,000,000		20,000,000	
NEW	SFMTA	LRV Replacement	13,220,000		13,220,000	
SF-99T005	SFMTA	Rehab Historic Streetcars	8,000,000		8,000,000	
NEW	SFMTA	L-Taraval Improvement Project - SGR Project Elements	4,070,000		4,070,000	
NEW	SFMTA	Muni Metro East Facility - Boiler Replacement	4,100,000		4,100,000	
SF 99T002	SFMTA	Cable Car Infrastructure	4,000,000		4,000,000	
NEW	SFMTA	Van Ness BRT - SGR Project Elements	1,830,000		1,830,000	
SF-970073	SFMTA	Cable Car Vehicle Renovation Program	1,042,907		1,042,907	
SF-030013	SFMTA	Wayside Fare Collection	2,000,000		2,000,000	
NEW	SFMTA	Fixed Guideway Facilities Condition Assessment Implementation Projects	5,900,000	5,000,000	900,000	
SF-170006	SFMTA	Station-Area Pedestrian and Bicycle Access Improvements	1,000,000		1,000,000	
SOL110040	SolTrans	Operating Assistance	2,419,610	2,419,610		
SOL070032	SolTrans	Preventive Maintenance	1,000,000	1,000,000		
SOL090034	SolTrans	Bus Purchase Alternative Fuel	457,580			457,580
SON030005	Sonoma County	Preventive Maintenance	1,280,000	1,280,000		
SON150013	Sonoma County	Replacement Bus Purchase	220,141			220,141
SON170006	Sonoma County	Replacement Bus Purchase	446,684	446,684		
SOL010007	Vacaville	Operating Assistance	890,000	890,000		
SCL050001	VTa	Standard & Small Bus Replacement	17,204,124	13,665,061	-	3,539,063
SCL 050002	VTa	Rail Replacement Program	5,692,305		5,692,305	
NEW	VTa	Bus CCTV Replacement	2,640,000	2,640,000		
NEW	VTa	Transit Center Park & Ride Rehabilitation	1,600,000	1,600,000		
NEW	VTa	Gigabit Ethernet Network	960,000	960,000		
NEW	VTa	HVAC Replacement	1,448,265	1,448,265		
NEW	VTa	Chaboya Yard Well Removal	120,000	120,000		
SCL110099	VTa	LRV Bridge Repair/Hamilton Structural Stabilization	1,080,000		1,080,000	
SCL090044	VTa	OCS Rehabilitation Program	12,520,000		12,520,000	
SCL170010	VTa	Replace Guadalupe Train Wash	800,000		800,000	
SCL150008	VTa	Track Intrusion Abatement	4,000,000		4,000,000	
NEW	VTa	SCADA Hardware, Software, & Network Upgrade	4,447,296		4,447,296	
CC-170010	WestCAT	Replacement of (9) 40ft Revenue Vehicles	3,877,781	3,877,781		
NEW	WestCAT	AVL & APC System Procurement & Installation	294,105	294,105		
CC-170020	WestCAT	Replace (2) Minivans	255,840	255,840		
CC-170011	WestCAT	Purchase of (9) Fast Fare Electronic Fareboxes	128,241	128,241		
CC-170013	WestCAT	Purchase of (2) Radio systems for (2) Cut Away Vans	1,600	1,600		
SF-110053	WETA	Ferry Vessel Replacement - Bay Breeze	15,306,920		15,306,920	
REG090057	WETA	Ferry Major Component Rehabilitation	720,000		720,000	
Total Capital Projects			448,194,903	202,366,168	231,006,212	14,822,523
Total Programmed			471,113,967	225,285,232	231,006,212	14,822,523
Fund Balance			16,448,384	12,529,057	1,847,758	2,071,569

Transit Capital Priorities / Transit Capital Rehabilitation Program Notes

1	FY17, FY18, & FY19 Programs are based on final apportionments. FY20 Program is based on estimated apportionments, and will be revised when final apportionments are issued by FTA. Program assumes availability of financing proceeds, subject to future Commission authorization. If financing is not secured, this program will be revised accordingly.
2	AC Transit: \$25,416,508 of BATA Project Savings and \$7,672,907 of AB 664 Bridge Toll funds have been programmed to AC Transit's Core Capacity Challenge Grant Program (CCCGP) projects, proportionately, according to the CCCGP funding plan from FY2016-17 through FY2019-20. AC Transit is exercising a Preventive Maintenance Funding Exchange in FY2016-17 for electric battery buses (\$3,003,000), using 5307 for PM in place of local funds for the bus purchases. They are also using compensation for deferred replacement of 40 40-foot diesel electric hybrids for one year (from FY17 to FY18) for \$780,640.
3	Caltrain's FY17 FG cap reduced by \$3,264,826 (\$1,570,770 from FY16 and \$1,694,056 from FY17) to \$11,128,174 due to failure to meet grant spend-down goals in FY15 and FY16. Programming of 5337 funds to the South San Francisco Station and Revenue Vehicle Rehab projects in FY17 is conditioned on action by the SMCTA Board to program an equal dollar amount to the PCEP, fixed guideway projects (up to Caltrain's cap amount) or other Score 16 projects. In July 2017, \$5.2M of 5337 reprogrammed from Systemwide Track Rehab to the South San Francisco Station project to offset an equal reprogramming from the station project to track rehab in the FY15 program. Also, \$5.2 million of 5337 reprogrammed from South San Francisco station project (to be replaced with San Mateo local funds) to the Revenue Vehicle Rehab project; there is no net decrease in funding to the station project from these actions.
4	Petaluma is using compensation for deferred replacement of a paratransit vehicle from FY12 to FY17. They are applying compensation to Transit Yard Facility Project in FY17 (\$45,100).
5	SamTrans, in FY17, is applying for the incremental cost difference between 10 diesel and 10 hybrid 40-foot buses that were programmed in FY15 and FY16. This will help fund the increased cost of purchasing 10 electric buses from the 60 bus replacement project (SM150005) for a demonstration project.
6	SFMTA: \$12,741,300 of BATA Project Savings and \$6,283,687 of AB 664 Bridge Toll funds have been programmed to SFMTA's CCCGP projects, proportionately, according to the CCCGP funding plan in FY2016-17 through FY2019-20. Additionally, CCCGP Funds totalling \$152 million (\$69,443,401 of AB 664 and \$83,000,000 of BATA Project Savings) have been reprogrammed from BART to SFMTA in the FY17-FY20 program period. Allocation of these funds will be committed upon the execution of financing.
7	In FY17, SFMTA's FG cap reduced by \$31,470,406 to \$13,555,604 due to failure to meet grant spend-down goals in FY16. WETA: \$4,941,210 of FG caps voluntarily deferred in FY15 (\$3,424,000) and FY16 (\$1,517,210) are being restored through FY20.
8	VTA requested and was granted a waiver to program \$5M in FG projects above FG cap amounts in FY17. VTA to produce an SRTP or similar by the end of FY17 so that staff can ensure sufficient FTA funds are available to cover VTA capital needs before granting exceptions for FY18-FY20.
9	GGBHTD: \$23,628,000 of FG caps voluntarily deferred from FY11 through FY16 are being restored in FY19.
10	In FY20, MCTD will request less than bus list price for 2 35-ft diesel buses, and apply 1/12 of savings to a PM project.
11	Petaluma is using compensation for deferred replacement of a paratransit vehicle from FY15 to FY18 and another from FY16 to FY18. They are applying compensation to purchase a service vehicle in FY18 (\$28,000). Petaluma is using compensation for deferred replacement of two paratransit vehicles from FY17 to FY20. They are applying compensation to Transit Yard Facility Project in FY20 (\$90,528).
12	VTA and Caltrain are executing a local fund swap in FY18 and FY19, with VTA applying \$300K of local sales tax funds on a Score 16 FG project for Caltrain and Caltrain directing \$300K of FTA funds for a FG project for VTA. Caltrain's FY18 programming for Systemwide Track Rehab was reduced by \$300K in the San Jose UZA, and VTA's FY19 programming for their Rail Replacement Program was increased by \$300K.
13	WestCat is deferring replacement of 4 40-ft diesel buses from FY17 to FY19. They are applying compensation from deferred replacement to supplement funding for the replacement of 4 40-ft diesel buses with 4 40-ft TBD buses in FY19. The FY19 TCP program will need to be revised to specify the type of buses being procured before WestCAT includes these funds in an FTA grant.
14	WETA is exercising a fund swap, using local funds for ferry vessel replacement purchases and applying FTA funds in the same amount to Richmond Ferry Service expansion in FY18.
15	BART's FY18 FG cap reduced by \$436,918 to \$49,774,082 due to failure to meet grand spend-down goals in FY17.
16	Caltrain's FY18 FG cap reduced by \$380,691 to \$14,012,309 due to failure to meet grand spend-down goals in FY17.
17	SFMTA's FY18 FG cap reduced by \$14,023,663 to \$20,002,337 due to failure to meet grand spend-down goals in FY17.
18	WETA is voluntarily deferring \$11,801,652 of FG caps during the 4-year programming period, to be restored after FY20.
19	In FY19, \$20.75M of SFMTA's \$25M voluntary deferred FG cap funding from FY15 and FY16 is being restored as part of the funding exchange for Central Subway discussed in Note 20.
20	In FY19, SFMTA, SFCTA, and MTC executed a funding swap to provide \$61.75 million in funding for SFMTA's Central Subway to make up for a delay in receipt of State Transportation Improvement Program (STIP) funds. The swap consists of \$20 million of funds from SFMTA, \$21 million from SFCTA, and \$20.75 million from MTC. MTC's share is reprogrammed from the FTA 5337 portion of the Debt Service Repayment project to Muni Rail Replacement, Wayside/Central Train Control & Trolley Signal Systems Rehab, Muni Metro East Facility - Boiler Replacement, L-Taraval Improvement Project - SGR Project Elements, Van Ness BRT - SGR Project Elements, and FG Facilities Condition Assessments Implementation Projects in exchange for local funds from those projects being reprogrammed to Central Subway. Future STIP funds will be repaid to the TCP Program to make up for this programming action.
21	\$13.2 million of FTA Section 5337 funds programmed to SFMTA's LRV replacement in FY19 are conditioned on resolution of mechanical issues with the replacement LRVs that came to light in April 2019. These funds will not be amended into the TIP until resolved.
22	FG Caps for FY20 for all FG operators will be revised if necessary based on performance against grant spend-down targets as specified in TCP policy.
23	In September 2019, ECCTA exercised the Cost Effective Bus Procurement element of the TCP Policy on their bus replacement projects, directing 50% of the \$512,543 of FY19 5339 funds to the Oakley Park & Ride Project. The balance of 5339 funds (\$256,271), in addition to \$989,240 of FY18 5339 funds programmed to a fare collection project is being reprogrammed to the same Oakley Park & Ride Project, consistent with the Capital Exchange element of the TCP Policy. ECCTA will repay the region in a future year (tent. FY23) by reducing the eligibility of a bus replacement project for TCP funds by the same amount (\$1,245,511).