

January 9, 2019

Agenda Item 4a

**MTC Resolution No. 4035, Revised. Transit Performance Initiative (TPI) Investment Program Semi-Annual Report and Re-Programming of VTA Round 3 Award**

---

**Subject:** Semi-annual update on progress of projects awarded under the Transit Performance Initiative (TPI) Investment Program, and re-programming of VTA Santa Clara Pocket Track Light Rail Interlocking project to VTA Light Rail Crossovers and Switches project

**Background:**

**TPI Investment Program Semi-Annual Report (Information)**

The TPI Investment program funds low-cost capital investments that can improve operations and customer experience on major transit corridors and systems, and that can be implemented rapidly. In October 2012, the Commission committed \$82 million in federal Cycle 2 STP/CMAQ funds to the Transit Performance Initiative (TPI) Investment Program. As of July 2017, these funds have been fully programmed.

In May 2016, the Commission committed one-third of the region's annual population-based Low Carbon Transit Operations Program (LCTOP) funds to augment the TPI program, subject to the region's Cap and Trade Framework in MTC Resolution No. 4130, Revised. The Commission approved programming of approximately \$3 million in FY2017-18 LCTOP funds to projects for SFMTA, VTA, and AC Transit in March 2018. For the upcoming FY2018-19 LCTOP round, MTC is expected to have approximately \$4.8 million to program to TPI-like projects per the region's Cap and Trade Framework. Staff will present recommendations at an upcoming meeting of this committee.

This program update covers the period from May through November 2018. Please refer to attachments A, B, and C for further information.

**VTA Re-programming Request (MTC Resolution No. 4035, Revised)**

In the third competitive round of the TPI Investment program, VTA was awarded \$500,000 for the Santa Clara Pocket Track Light Rail Interlocking project, which was planned to save operations time and costs via more-efficient train movements in the vicinity of the Old Ironsides and Great America stations in Santa Clara. However, in the meantime VTA has developed a new light rail service plan that negates the usefulness of the proposed interlocking, and has requested to redirect the funding to the Light Rail Crossovers and Switches project. This project would improve automatic block signaling, add a crossover, and upgrade a power switch in the vicinity of the Great Mall, Montague (Milpitas), Cropley, and Hostetter stations. These improvements will facilitate more frequent service on the corridor as part of VTA's new light rail service plan, which will go into effect with the opening of the BART extension to Milpitas and Berryessa. Critically, the project improves service at the light rail connection with BART at the Milpitas station. The project would also add flexibility to the system to mitigate service impacts in the event of incidents, accidents, or other disruptions.

Staff has reviewed VTA's updated TPI Investment application and recommends this re-programming. The proposed project is in keeping with the goals of the TPI program and the expected benefits are in line with, and potentially exceed, the previously awarded project.

**Issues:****Speed of Project Implementation**

As frequently mentioned in these reports, this program is designed to fund lower-cost capital investments that can be implemented rapidly. While projects completed to date have delivered on operational and customer experience improvements, they have often proceeded at a schedule far slower than initially planned.

Conversations with project sponsors point to a number of jurisdictional issues that have contributed to project delays (and scope changes/reductions, in some cases). For example, many key trunk-line bus or rail corridors cross multiple jurisdictions, including city, county, and state-owned roadways, intersections, and signal equipment. A lack of shared vision and full coordination between the transit operator, which is focused on improving its transit route performance, and the infrastructure owner, which may be more focused on neighborhood issues such as automobile traffic, signal maintenance, retaining street parking, not moving bus stops, etc., causes delays as issues are debated and resolved. Moreover, these differences can lead to impeding the proposed transit improvements – bus stops that remain in route-slowng locations, transit signal priority equipment that is not used to its fullest potential, and targeted street modifications (bus bulbs, queue jumps, etc.) that never get built.

Additionally, key transit corridors also tend to be key corridors for other types of mobility, with associated construction projects that are often in conflict. For several TPI projects, delays in construction or full implementation have occurred as a project gets caught up in a larger public works project. Other times, elements of a TPI project are pieces of broader transit initiatives (e.g., SFMTA's Muni Forward) that are slower-moving. Finally, TPI projects are not immune to issues that delay all types of capital projects – cost inflation due to a strong construction market, staff turnover and competing priorities.

The region's accumulated experience in implementing TPI projects points to a few key lessons learned. Projects will run more smoothly if there is buy-in and support from the start across transit agencies, cities, counties, and departments. Project champions should focus on the improvements that are most important and effective, and make the case for their efficacy. Advance planning, consensus-building, and coordination with other potential corridor improvements is important – and can be helped along with comprehensive, binding agreements signed early. Monitoring, maintaining, and adjusting what's already in the field matters. And finally, we should view our key transit corridors as ongoing works in progress, ripe for further innovation and improvement, as new technology, knowledge of what works, and support for faster, more reliable transit continue to grow. As the TPI program matures, staff will take these lessons into account when designing and evaluating future funding rounds. Additionally, staff will work with the transit operators to discuss how to best set up the program for success in the future.

**Recommendation:**

Receive the TPI Investment Program Semi-Annual Report as an information item, and refer MTC Resolution No. 4035, Revised to the Commission for approval.

**Attachments:**

Attachment A: Summary of TPI Investment Projects by Round  
Attachment B: TPI Investment Program Project Updates  
Attachment C: Presentation Slides  
MTC Resolution No. 4035, Revised

## Transit Performance Initiative - Investment Program Projects by Round (\$ in millions)

### 1st Round (Approved May 2012)

Agency	Project	TPI Award (\$ millions)
AC Transit	Line 51 Corridor Delay Reduction & Sustainability Project <b>Complete</b>	\$10.5
	Mission Customer First	\$7.0
	N-Judah Customer First	\$3.8
San Francisco Municipal Transportation Authority (SFMTA)	Bus Stop Consolidation and Roadway Modification (9-San Bruno)* <b>Complete</b>	\$4.1
	Light Rail Transit Signal Priority Improvements	\$1.6
Santa Clara Valley Transportation Authority (SCVTA)	Stevens Creek — Limited 323 Transit Signal Priority <b>Complete</b>	\$0.7
<b>Total</b>		<b>\$27.7</b>

\*Scope determined Sept. 2014. Project is reporting with Round 2 projects

### 2nd Round (Approved September 2014)

Agency	Project	TPI Award (\$ millions)
Various – Small Operators	Clipper Phase 3 Implementation <b>Complete</b>	\$8.0
Santa Clara Valley Transportation Authority (SCVTA)	Mountain View Double Track Improvements – Phase 1 <b>Complete</b>	\$8.0
City of Dublin/ Livermore Amador Valley Transit Authority (LAVTA)	Dublin Boulevard Transit Performance Initiative <b>Complete</b>	\$1.0
AC Transit	South Alameda County Major Corridors Travel Time Improvement <b>Complete</b>	\$5.0
San Francisco Municipal Transportation Authority (SFMTA)*	Colored Lanes on MTA Rapid Network	\$1.0
	Geary BRT Phase 1	\$4.0
<b>Total</b>		<b>\$27.0</b>

\*In January 2017, MTC approved reprogramming \$4 million from the SFMTA Round 2 Colored Lanes and Muni Forward projects to Geary BRT Phase 1, which was also awarded TPI Round 3 funds.

### 3rd Round (Approved January 2017)

Agency	Project	TPI Amount (\$ millions)
Various	Bay Bridge Forward	\$10.0
SFMTA	Geary BRT Phase 1	\$5.6
SamTrans	Traffic Signal Priority on El Camino Real	\$3.5
BART	Train Seat Modification Project <b>Complete</b>	\$1.5
AC Transit*	San Pablo and Telegraph Rapid Bus Upgrades Project	\$5.0
VTA	Santa Clara Pocket Track Light Rail Interlocking <b>Proposed reprogramming</b>	\$0.5
<b>Total</b>		<b>\$26.1</b>

\*AC Transit received a total of \$5M in combined federal STP/CMAQ funds and state Cap and Trade LCTOP funds.

### 4th Round - North Bay (Approved July 2017)

County	Project	TPI Amount (\$ millions)
Marin	Novato Downtown SMART Station	\$0.5
Sonoma	Santa Rosa CityBus New Transit System Optimization	\$0.4
Napa	NVTA Imola Ave and SR-29 Express Bus Improvements	\$0.4
Solano	SolanoExpress Fairgrounds Drive/SR-37 Bus Stop	\$1.0
<b>Total</b>		<b>\$2.3</b>

**Transit Performance Initiative - Investment Program**  
**Projects by Round** (\$ in millions)

**Low Carbon Transit Operations Program FY 2017-18** (Approved March 2018)

Agency	Project	TPI Amount (\$ millions)
SFMTA	Mission Bay Loop	\$1.4
VTA	North First Street Light Rail Speed and Safety Improvements Project - Phase 1	\$0.9
AC Transit	San Leandro BART -- Transit Access Improvements	\$0.6
AC Transit	South Alameda County Major Corridors Travel Time Improvement Project <i>Complete</i>	\$0.2
<b>Total</b>		<b>\$3.1</b>
<b>TPI Program Grand Total</b>		<b>\$86.2</b>

**Item 4a – Attachment B**  
**Programming & Allocations Committee**  
**January 9, 2019**

## **Transit Performance Initiative – Investment Program Project Updates**



# AC Transit Projects



## Round 2

### Line 97/South Alameda

- Construction is recently complete and signal improvements activated
- After-study underway, with final evaluation expected early 2019

## LCTOP

### San Leandro BART Transit Access Improvements

- Expansion and enhancement of transit center at San Leandro BART station – southern terminus of the East Bay BRT project
- Project will be added to AC Transit's BRT construction contract and begin construction in 2019

## Round 3

- **AC Transit San Pablo/Telegraph** design contracts to be awarded spring 2019
- **Bay Bridge Forward (with MTC):**
  - **West Grand TSP** design procurement combined with San Pablo/Telegraph
  - **AC Transit higher capacity bus fleets:** several double decker buses now in Transbay service



**AC Transit Total TPI Funding: \$31.3 million  
(includes \$10 million Bay Bridge Forward)**



# SFMTA Projects

## Round 1

- **14-Mission** and **N-Judah** remaining field work: enhanced stop identification (now rolling out) and NextBus info panels
- **N-Judah** has temporary power connection for TSP upgrades, permanent in works. Other construction affecting full TSP turn-on and usage.
- **9-San Bruno** construction is recently complete. Awaiting initial performance results.

## LCTOP

### Mission Bay Loop

- Turn-around capabilities for T-Third Street light rail line at 19<sup>th</sup> Street
- Project under construction, expected completion in spring 2019

## Rounds 2/3

- **Geary Bus Rapid Transit** federal environmental Record of Decision achieved June 2018; initial project implementation complete (transit-only lanes, near-term safety improvements); **Phase 1** main construction notice to proceed expected in mid-2019.
- **Colored Lanes:** Fremont St. and other Transbay Terminal work completed; Fourth St. work pending reopening of Stockton St. and Central Subway milestones



# VTA Projects

## Round 1

- **Light Rail TSP** vehicle equipment installation will take place Spring 2019; funding agreements for intersection TSP in discussion with cities of San Jose and Santa Clara
- **Stevens Creek 323 TSP** project is complete; run times are decreasing, opportunity to tighten schedule

## LCTOP

### North First Street Light Rail Speed and Safety Improvements

- Transit Signal Priority and pedestrian safety improvements in San Jose
- Design complete

**VTA Total TPI Funding: \$11.7 million**





# Additional Round 2 & 3 Updates



## LAVTA Dublin Boulevard

- Construction is complete
- Bus travel time in corridor reduced by one minute through signal work, queue jumps will save additional time
- Potential to reinvest project savings in additional TSP upgrades to the corridor



**SamTrans El Camino Real** preliminary design underway, RFP for design/build contract planned for first quarter 2019




## BART Train Seat Modification

All 380 "B" cars have been reconfigured – project complete.



# North Bay Projects

## Novato Downtown SMART Station



### Phase 2 (signaling, systems, station amenities)

- TPI funds advanced to Phase 2 by Commission in Sept. 2018
- Design phase of design/build contract is underway

### Phase 3 (former Depot site improvements)

- Developing concepts



## NVTA Imola Ave and SR-29 Express Bus Improvements

- Scope expanded with other funds; new bus lanes and rebuilding park and ride
- Design contract award anticipated spring 2019



## Santa Rosa CityBus New Transit System Optimization

- Amenities and technology improvement procurements kicking off in 2019



## SolanoExpress Fairgrounds Drive/SR-37 Bus Stop

- Construction expected to begin February 2019, with completion in spring 2019

---

# **Transit Performance Initiative (TPI) Investment Program Update**



Programming and Allocations  
Committee

January 9, 2019

---

# TPI Investment Program Summary

- \$86 million in federal STP/CMAQ and state Cap and Trade funds over 5 rounds
- Round 1 and 2 projects either complete or entering/under construction
- Round 3 and 4 projects mostly in design
- Future funding through Cap and Trade LCTOP and OBAG 2 programs



# TPI Investment Projects

3

AC Transit	TPI Award (\$ millions)
Line 51 Corridor Delay Reduction & Sustainability Project <i>Complete</i>	\$10.5
South Alameda County Major Corridors Travel Time Improvement <i>Complete</i>	\$5.2
San Pablo and Telegraph Rapid Bus Upgrades Project	\$5.0
San Leandro BART -- Transit Access Improvements	\$0.6
<b>Subtotal AC Transit Awards</b>	<b>\$21.3</b>
Bay Bridge Forward (AC Transit Double Deckers + West Grand TSP)	\$10.0
<b>Total AC Transit</b>	<b>\$31.3</b>
SFMTA	TPI Award (\$ millions)
Mission Customer First	\$7.0
N-Judah Customer First	\$3.8
Bus Stop Consolidation and Roadway Modification (9-San Bruno) <i>Complete</i>	\$4.1
Colored Lanes on MTA Rapid Network	\$1.0
Geary BRT Phase 1	\$9.6
Mission Bay Loop	\$1.4
<b>Total SFMTA</b>	<b>\$27.0</b>



# TPI Investment Projects

4

VTA	TPI Award (\$ millions)
Light Rail Transit Signal Priority Improvements	\$1.6
Stevens Creek — Limited 323 Transit Signal Priority <i>Complete</i>	\$0.7
Mountain View Double Track Improvements – Phase 1 <i>Complete</i>	\$8.0
Santa Clara Pocket Track Light Rail Interlocking <i>Proposed reprogramming</i>	\$0.5
North First Street Light Rail Speed and Safety Improvements Project - Phase 1	\$0.9
<b>Total VTA</b>	<b>\$11.7</b>

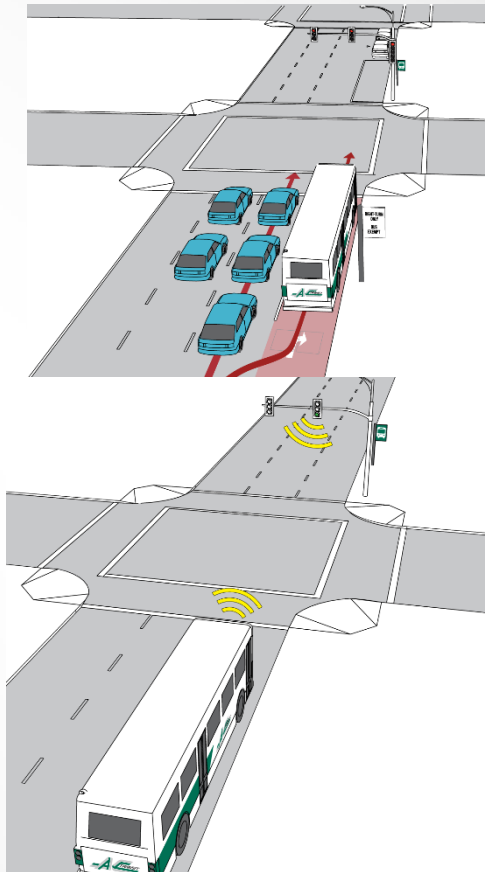
Other Operators/Projects	TPI Award (\$ millions)
<b>LAVTA/Dublin</b> — Dublin Boulevard Transit Performance Initiative <i>Complete</i>	\$1.0
<b>SamTrans</b> — Traffic Signal Priority on El Camino Real	\$3.5
<b>BART</b> — Train Seat Modification Project <i>Complete</i>	\$1.5
<b>Novato</b> — Downtown SMART Station	\$0.5
<b>Santa Rosa CityBus</b> — New Transit System Optimization	\$0.4
<b>NVTA</b> — Imola Ave and SR-29 Express Bus Improvements	\$0.4
<b>SolanoExpress</b> — Fairgrounds Drive/SR-37 Bus Stop	\$1.0
<b>Clipper</b> — Phase 3 Implementation <i>Complete</i>	\$8.0
<b>Total Other</b>	<b>\$16.3</b>

# AC Transit Line 51 Project



➤ **Project fully implemented, and after-study is complete. Highlights:**

- Average speed on lines 51A and 51B increased by 2%; while other major corridors have fallen by 7%
- Better route on-time performance, now exceeding AC Transit standard



➤ **Key delay-reducing project elements:**

- Transit Signal Priority
- Queue jump lanes and signals
- Signal interconnect and coordination
- Bus bulbs, bus stop modifications and relocations

- **Report takeaway:** overall successful, but performance could be further improved through more comprehensive implementation, requiring improved coordination and agreement with local jurisdictions (roadway and signal owners)



# TPI Investment Lessons Learned

- Program envisioned as low-cost capital projects that could be implemented rapidly to improve transit service
- While still faster than major capital projects, many TPI projects have been slower than expected

- Primary program-specific reasons for delays:

- Many key trunk-line bus and light rail transit corridors cross multiple jurisdictions
- Lack of shared vision and full coordination between transit operators and infrastructure owners
- TPI corridors caught up in larger agency or city projects/initiatives

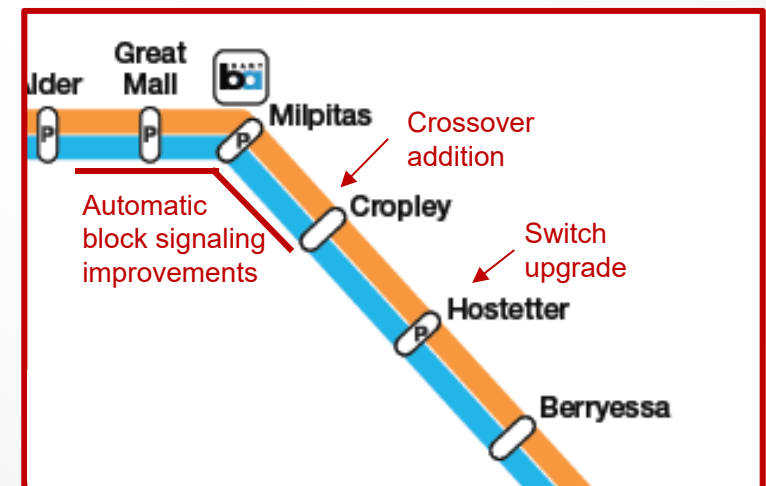
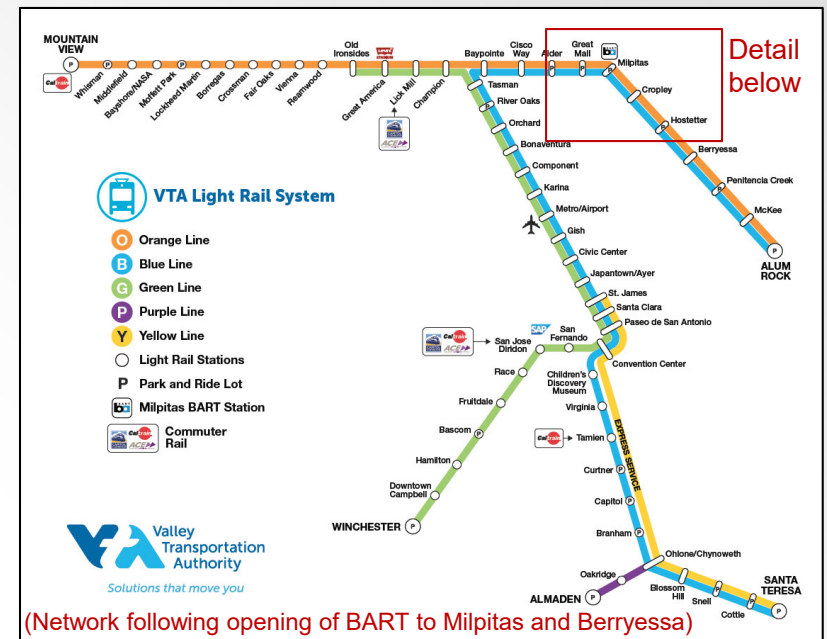
- Moving forward:

- Need buy-in and support across transit agencies, cities, counties, departments
- Establish comprehensive, binding agreements early
- Target the improvements that are most effective
- Keep making improvements in key corridors
- Consult with operators on program design



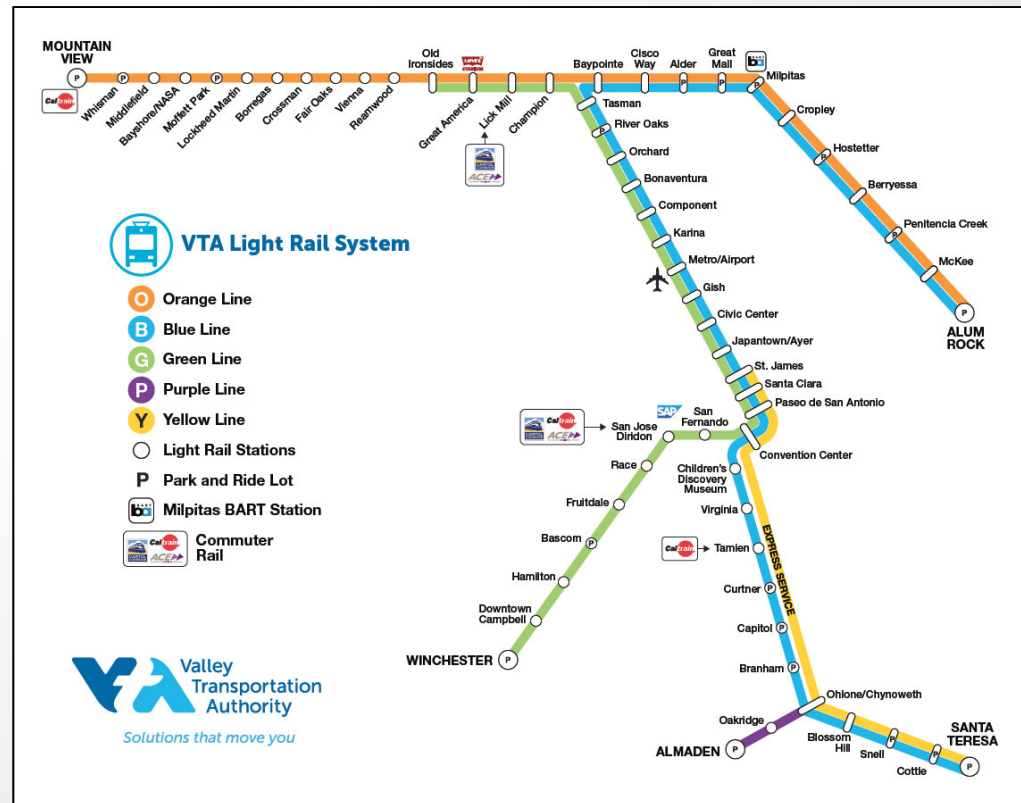
# Proposed VTA Reprogramming

- TPI Round 3 awarded \$500k to VTA for Santa Clara Pocket Track Interlocking
- VTA revised operating plans--will no longer move forward with Santa Clara project
- VTA request: reprogram funds to Light Rail Crossovers and Switches project
  - Facilitates increased frequency under light rail network plan following opening of BART to Milpitas and Berryessa
  - Adds flexibility to network



# Recommendation

- Reprogram VTA's Round 3 Award to the Light Rail Crossovers and Switches Project
  - Refer MTC Res. No. 4035, Revised to the Commission for Approval





Date: May 17, 2012  
W.I.: 1512  
Referred by: Planning  
Revised: 10/24/12-C 11/28/12-C 12/19/12-C  
01/23/13-C 02/27/13-C 05/22/13-C  
09/25/13-C 11/20/13-C 12/18/13-C  
01/22/14-C 02/26/14-C 03/26/14-C  
04/23/14-C 05/28/14-C 06/25/14-C  
07/23/14-C 09/24/14-C 12/17/14-C  
03/25/15-C 05/27/15-C 06/24/15-C  
07/22/15-C 09/23/15-C 10/28/15-C  
11/18/15-C 12/16/15-C 01/27/16-C  
02/24/16-C 03/23/16-C 05/25/16-C  
07/27/16-C 12/21/16-C 01/25/17-C  
04/26/17-C 05/24/17-C 06/28/17-C  
07/26/17-C 09/27/17-C 10/25/17-C  
11/15/17-C 02/28/18-C 03/28/18-C  
05/23/18-C 06/27/18-C 07/25/18-C  
09/26/18-C 12/19/18-C 01/23/19-C

### ABSTRACT

Resolution No. 4035, Revised

This resolution adopts the Project Selection Policies and Programming for federal Surface Transportation Authorization Act following the Safe, Accountable, Flexible and Efficient Transportation Equity Act (SAFETEA), and any extensions of SAFETEA in the interim. The Project Selection Policies contain the project categories that are to be funded with various fund sources including federal surface transportation act funding available to MTC for its programming discretion to be included in the federal Transportation Improvement Program (TIP).

The resolution includes the following attachments:

Attachment A – Project Selection Policies

Attachment B-1 – Regional Program Project List

Attachment B-2 – OneBayArea Grant (OBAG 1) Project List

Attachment A (page 13) was revised on October 24, 2012 to update the PDA Investment & Growth Strategy (Appendix A-6) and to update county OBAG fund distributions using the most current RHNA data (Appendix A-1 and Appendix A-4). The Commission also directed \$20 million of the \$40 million in the regional PDA Implementation program to eight CMAs and the San Francisco Planning Department for local PDA planning implementation. Attachment B-1 and B-2 were revised to add new projects selected by the Solano Transportation Authority and Santa Clara Valley Transportation Authority and to add projects under the Freeway Performance Initiative and to reflect the redirection of the \$20 million in PDA planning implementation funds.

Attachment A (pages 8, 9 and 13) was revised on November 28, 2012 to confirm and clarify the actions on October 24, 2012 with respect to the County PDA Planning Program.

Attachment A (page 12) was revised on December 19, 2012 to provide an extension for the Complete Streets policy requirement. Attachments B-1 and B-2 were revised to add new projects selected by the Solano Transportation Authority, Sonoma County Transportation Authority and Santa Clara Valley Transportation Authority; add funding for CMA Planning activities; and to shift funding between two San Francisco Municipal Transportation Agency projects under the Transit Performance Initiatives Program.

Attachments B-1 and B-2 were revised on January 23, 2013 to add new projects selected by various Congestion Management Agencies and to add new projects selected by the Commission in the Transit Rehabilitation Program.

As referred by the Programming and Allocations Committee, Attachment B-1 and Appendix A-2 were revised on February 27, 2013 to add Regional Safe Routes to School programs for Alameda and San Mateo counties, and to reflect previous Commission actions pertaining to the Transit Capital Rehabilitation Program, and to reflect earlier Commission approvals of fund augmentations to the county congestion management agencies for regional planning activities. As referred by the Planning Committee, Attachments A and B-1 were revised to reflect Commission approval of the regional Priority Development Area (PDA) Planning and Implementation program and Priority Conservation Area (PCA) program.

As referred by the Programming and Allocations Committee, Attachments B-1 and B-2 and Appendix A-2 to Attachment A were revised on May 22, 2013 to shift funding between components of the Freeway Performance Initiative Program with no change in total funding; and split the FSP/Incident Management project into the Incident Management Program and FSP/Callbox Program with no change in total funding; and redirect funding from ACE fare collection equipment to ACE positive train control; and add new OBAG projects selected by the Contra Costa Transportation Authority, Napa County Transportation and Planning Agency, City/County Association of Governments of San Mateo (CCAG), and the Solano Transportation Authority, including OBAG augmentation for CCAG Planning activities.

Attachments B-1 and B-2 were revised on September 25, 2013 to add new projects selected by various Congestion Management Agencies in the OneBayArea Grant, Regional Safe Routes to School, and Priority Conservation Area Programs.

Attachment A, Attachments B-1 and B-2 and Appendix A-2 to Attachment A were revised on November 20, 2013 to add new projects and make grant amount changes as directed by various Congestion Management Agencies in the OneBayArea Grant Program. Also the deadline for jurisdictions' adoption of general plans meeting the latest RHNA was updated to reflect the later than scheduled adoption of Plan Bay Area.

Attachment B-1 to the resolution was revised on December 18, 2013 to add an FPI project for environmental studies for the I-280/Winchester I/C modification.

Attachment B-2 was revised on January 22, 2014 to adjust project grant amounts as directed by various Congestion Management Agencies in the OneBayArea Grant Program, including changes as a result of the 2014 RTIP.

Attachments B-1 and B-2 were revised on February 26, 2014 to add six OBAG projects selected by the CMA's, make adjustments between two Santa Clara OBAG projects, and add three PDA Planning Program projects in Sonoma County.

Attachment B-1 was revised on March 26, 2014 to add 15 projects to the Transit Performance Initiative Program and 3 projects in Marin County to the North Bay Priority Conservation Area Program.

On April 23, 2014, Attachment B-1 was revised to add 13 projects to the Priority Conservation Grant Program, revise the grant amount for the BART Car Exchange Preventative Maintenance Project in the Transit Capital Rehabilitation Program, and add three projects to the Climate Initiatives Program totaling \$14,000,000.

As referred by the Planning Committee, Attachment B-1 was revised on May 28, 2014 to reflect Commission approval of the selection of projects for the PDA Planning Technical Assistance and PDA Staffing Assistance Programs.

As referred by the Programming and Allocations Committee, Attachment A and Attachment B-2 were revised on May 28, 2014 to change the program delivery deadline from March 31, 2016 to January 31,

2017, and to adjust two projects as requested by Congestion Management Agencies in the OneBayArea Grant Program.

On June 25, 2014, Attachment B-1 was revised to add an additional \$500,000 to the Breuner Marsh Project in the regional PCA Program and to identify a transportation exchange project (Silverado Trail Phase G) for the Soscot Headwaters Preserve Acquisition in the North Bay PCA Program, and to Redirect \$2,500,000 from Ramp Metering and Traffic Operations System (TOS) elements to the Program for Arterial System Synchronization (PASS), within the Freeway Performance Initiatives (FPI) Program.

On July 23, 2014, Attachment B-1 was revised to redirect \$22.0 million from the Cycles 1 & 2 Freeway Performance Initiatives (FPI) Programs and \$5 million from other projects and savings to the Golden Gate Bridge Suicide Deterrent System.

On September 24, 2014, Attachments B-1 and B-2 were revised to add 5 projects totaling \$19M to the Transit Performance Initiative Program (TPI), to shift funding within the Freeway Performance Initiative Program; to add a project for \$4 million for SFMTA for priority identified TPI funding; to provide an additional \$500,000 to the Freeway Performance Initiative (FPI); and to amend programming for two projects in Santa Clara County: San Jose's The Alameda "Beautiful Way" Phase 2 project, and Palo Alto's US-101/Adobe Creek Bicycle and Pedestrian Bridge project.

On December 17, 2014, Attachments A, B-1, and B-2 and Appendices A-1 and A-2 to Attachment A were revised to add a fifth year – FY 2016-17 - to the Cycle 2/OBAG 1 program to address the overall funding shortfall and provide additional programming in FY 2016-17 to maintain on-going commitments in FY 2016-17; make adjustments within the Freeway Performance Initiatives Program; rescind the Brentwood Wallace Ranch Easement Acquisition from the Priority Conservation Area (PCA) Program reducing the PCA program from \$5 million to \$4.5 million and use this funding to help with the FY 17 shortfall; identify two Santa Clara Local Priority Development Area Planning Program projects totaling \$740,305 to be included within MTC's Regional Priority Development Area Program grants; make revisions to local OBAG compliance policies for complete streets and housing as they pertain to jurisdictions' general plans update deadlines; add five car sharing projects totaling \$2,000,000 under the climate initiatives program; and add the Clipper Fare Collection Back Office Equipment Replacement Project to the Transit Capital Priority Program for \$2,684,772.

On March 25, 2015, Attachments B-1 and B-2 were revised to: add FY 2016-17 regional planning funds to Attachment B-1 per Commission action in December 2014; Redirect \$1.0 million from the ALA-I-

680 Freeway Performance Initiative (FPI) project to Preliminary Engineering (PE) for various FPI corridors and redirect \$270,000 in FPI Right of Way (ROW) savings to the SCL I-680 FPI project to cover an increase in Caltrans support costs; direct funding to the statewide local streets and roads needs assessment; identify specific Priority Development Area (PDA) planning grants in San Mateo County; delete the \$10.2 million Masonic Avenue Complete Streets project and add the SF Light Rail Vehicle Procurement project in San Francisco County; and redirect \$0.5 million from the Capitol Expressway Traffic ITS and Bike/Pedestrian Improvement project to the San Tomas Expressway Box Culvert Rehabilitation project in Santa Clara County.

On May 27, 2015, Attachment B-1 was revised to add Round 3 (\$9,529,829) of the Transit Performance Incentive Program which involves 7 new projects and augmentations to 7 existing projects; and to add the Grand Avenue Bicycle / Pedestrian Improvements Project (\$717,000) in San Rafael to the Safe Routes to School Program, and delete the Bicycle sharing project (\$6,000,000).

On June 24, 2015, Attachment B-1 was revised to identify a \$265,000 Local Priority Development Area Planning Grant for the City of Palo Alto.

On July 22, 2015, Attachments B-1 and Attachment B-2 were revised to redirect \$3,000,000 from the SFMTA N-Judah Mobility Maximization project to the SFMTA Colored Lanes on MTC Rapid Network project within the Transit Performance Initiative program, identify a \$252,000 Safe Routes to Schools grant for San Mateo County, redirect \$2,100,000 in Freeway Performance Initiative funding from the Alameda County I-680 project to the Various Corridors – Caltrans Preliminary Engineering project, delete \$500,000 from the SMART Vehicle Purchase project in Sonoma County (revised from \$6,600,000 to \$6,100,000), and add the SMART Clipper Card Service project in Sonoma County for \$500,000.

On September 23, 2015, Attachment B-2 was revised to redirect \$6,100,000 from the SMART Vehicle Purchase project to the SMART San Rafael to Larkspur Extension project.

On October 28, 2015, Attachment B-1 and B-2 were revised to redirect \$350,000 from Vacaville's Ulatis Creek Bicycle/Pedestrian Pathway and Streetscape project to Vallejo's Downtown Streetscape – Phases 3 and 4 project, and to redirect \$122,249 from Marin Transit's Preventive Maintenance program to the preliminary engineering phase of Marin Transit's Relocate Transit Maintenance Facility project.



On November 18, 2015, Attachment B-1 and Appendix A-3 to Attachment A were revised to increase the program amount for the Safe Routes to School Program by \$2.35 million increasing the FY 2016-17 program amount to \$5.0 million.

w

On December 16, 2015, Attachment B-1 was revised to add six parking management and transportation demand management projects totaling \$6,000,000 under the Climate Initiatives Program.

On January 27, 2016, Attachments B-1 and B-2 were revised to: add the Golden Gate Bridge Highway and Transportation District's Advanced Communications and Information System (ACIS) project for \$2,000,000 under the Transit Capital Rehabilitation program; redirect \$10,000,000 under the Transit Capital Rehabilitation program from SFMTA's New 60' Flyer Trolley Bus Replacement project to SFMTA's New 40' Neoplan Bus Replacement project; and add \$74,000 in grant funding to the City of San Rafael's Grand Avenue Bicycle/Pedestrian Improvements project under the Regional Safe Routes to School program; and redirect \$67,265 from the San Francisco Department of Public Work's ER Taylor Safe Routes to School project to the Chinatown Broadway Complete Streets Phase IV project; and redirect \$298,000 from Menlo Park's Various Streets and Roads Preservation project and \$142,000 from San Bruno's San Bruno Avenue Pedestrian Improvements project to Daly City's John Daly Boulevard Bicycle and Pedestrian Improvements project (\$290,000) and San Carlo's Streetscape and Pedestrian Improvements project (\$150,000); and redirect \$89,980 from Vacaville's Ulatis Creek Bicycle and Pedestrian Path and Streetscape project to Suisun City's Driftwood Drive Path project.

On February 24, 2016, Attachment B-1 and Appendix A-2 were revised to transfer \$75,000 from BCDC Planning to MTC Planning within the Regional Planning Activities program, to enable an equivalent amount of MTC funds to support Bay Area Regional Collaborative Consultant expenses.

On March 23, 2016, Attachment B-1 was revised to transfer \$280,000 from MTC's 511- Traveler Information to MTC's Regional Performance Initiatives Implementation; identify funding for Service Authority for Freeways and Expressways (SAFE) separately from MTC funding (no change in total funding), direct \$1,073,000 to the Alameda County Safe Routes to School Program within the Regional Safe Routes to School Program; and identify three Priority Development Area planning grants in Santa Clara County within the Priority Development Area Planning and Implementation Program.

On May 25, 2016, Attachment B-1 was revised to redirect \$68,228 in cost savings from MTC/VRTA's SR 82 Relinquishment Exploration Study to ABAG PDA Planning within the Priority Development Area (PDA) Planning and Implementation Program; redirect \$20.0 million in unobligated balances and

cost savings within the Freeway Performance Initiative (FPI) for Caltrans to direct towards support and capital needs related to the close-out of active ramp metering projects and/or delivery of any outstanding ramp metering projects; transfer \$1,171,461 from Golden Gate Bridge Highway and Transportation District's Advanced Communications and Information System (ACIS) to its MS Sonoma Refurbishment project; and add Round 4 (\$23,457,614) of the Transit Performance Initiative (TPI) Incentive Program, which involves 14 new projects and augmentations to nine existing projects.

On July 27, 2016, Attachment B-1 and B-2 were revised to: reflect updated cost savings numbers within the Freeway Performance Initiative (FPI); direct \$360,000 to the San Francisco Department of Public Health's Safe Routes to School Non-Infrastructure Program, direct \$314,000 to the Solano Transportation Authority's Solano County Safe Routes to School Non-Infrastructure Program and redirect \$791,000 from San Rafael's Grand Avenue Bicycle and Pedestrian Improvements project to Marin County's North Civic Center Drive Bicycle and Pedestrian Improvements project within the Regional Safe Routes to School Program; direct \$9 million to AC Transit's Higher Capacity Bus Fleets/Increased Service Frequencies program and \$1 million to MTC's West Grand Avenue Transit Signal Priority project within the Transit Performance Initiative – Capital Investment Program; identify a transportation exchange project (Vineyard Road Improvements) for Novato's Thatcher Ranch Easement and Pacheco Hill Parkland Acquisitions in the North Bay PCA Program; redirect \$52,251 from San Francisco Department of Public Works' (SF DPW) ER Taylor Safe Routes to School project to the Second Street Complete Streets project in the One Bay Area Grant County Program; and update the Second Street Complete Streets project to reflect that it will be implemented by SF DPW.

On December 21, 2016, Attachments B-1 and B-2 and appendices A-1, A-2 and A-4 were revised to: transfer \$100,000 from BCDC Planning to MTC Planning within the Regional Planning Activities program to support Bay Area Regional Collaborative expenses; redirect \$500,000 from MTC/SAFE's Incident Management Program within the Freeway Performance Initiative and \$338,000 from Hayward's Comprehensive Parking Management Plan Implementation project to MTC's Spare the Air Youth Program within the Climate Initiatives program; revise the project title of the Incident Management Program to clarify the focus on I-880 Integrated Corridor Management and direct \$383,000 in program savings for future use; direct \$5,820,000 from the Regional Performance Initiatives Corridor Implementation project under the Freeway Performance Initiative program as follows: \$1,100,000 to CCTA's San Pablo Dam Road project to facilitate an exchange of an equivalent amount of local funds to support MTC's Bay Bridge Forward Commuter Parking Initiative, \$1,100,000 to CCTA's SR 4 Operational Improvements, and \$3,620,000 for MTC's Bay Bridge Forward Commuter Parking Initiative - Related Activities project; repurpose \$10,000,000 in Transit Oriented Affordable

Housing (TOAH) loan funds to a new Affordable Housing Jumpstart Program; transfer \$40,000 from San Anselmo's Sunny Hill Ridge and Red Hills Trail project to Mill Valley's Bayfront Park Recreational Bay Access project within the North Bay Priority Conservation Area (PCA) program; transfer \$100,000 from Emeryville's Hollis Street Preservation project to Berkeley's Hearst Avenue Complete Streets project within the County Program; and transfer \$14,000 from MTC's Regional Performance Initiatives Corridor Implementation to Caltrans' to reflect actual obligations for their Ramp Metering and TOS Elements Program within the Freeway Performance Initiative. Appendices A-1, A-2 and A-4 were revised to reflect programming actions taken by the Commission with this action or in prior actions pertaining to the overall funding levels for Climate Initiatives, Safe Routes to School, Transit Capital Priorities, and Transit Performance Initiative programs within the Regional Program and the final amounts distributed to each county through the County Program.

On January 25, 2017, Attachment B-1 was revised to add Round 3 of the Transit Performance Initiative (TPI) Capital Investment Program, which involves five new projects; the programming for these projects is derived from \$14,962,000 in unprogrammed balances and \$3,991,000 redirected from Round 2 TPI projects, for a total of \$18,953,000.

On April 26, 2017, Attachment B-1 and B-2 were revised to program \$345,000 in Regional Safe Routes to School Program funding and redirect \$150,000 from Cloverdale's Safe Routes to School Phase 2 project in Sonoma County Program funding to the Sonoma County Safe Routes to School Program; reprogram \$859,506 within the Transit Performance Initiatives (TPI) – Incentive Program, and \$1,118,681 within Round 3 of the TPI – Investment Program.

On May 24, 2017, Attachment B-2 was revised to redirect \$3,440,000 from Sunnyvale's East & West Channel Multi-Use Trail to Milpitas' Montague Expressway Pedestrian Bridge at Milpitas BART; reprogram \$223,065 from Duane Avenue Preservation to Maude Avenue Bikeway and Streetscape within Sunnyvale; reprogram \$550,928 from San Tomas Expressway Box Culvert Rehabilitation to the Capitol Expressway Traffic ITS and Bike/Pedestrian Improvements within Santa Clara County; and re-name San Jose's Downtown San Jose Bike Lanes and De-couplet to Almaden Ave. & Vine St. Safety Improvements to reflect a revised scope.

On June 28, 2017, Attachments B-1 and B-2 were revised to redirect \$265,000 from Palo Alto Local PDA Planning to VTA for Local PDA Planning – Santa Clara within the Regional PDA Planning Program; redirect \$412,000 in cost savings from Fremont's Various Streets and Roads Preservation to Fremont's City Center Multi-Modal Improvements within the Alameda County Program; revise the

name of the Sonoma County Safe Routes to School (SRTS) project to clarify that the funds are supplemental to the OBAG County Program base SRTS funds; and redirect \$264,000 in cost savings from the Santa Rosa Complete Streets Road Diet on Transit Corridors project and \$100,000 from the Sonoma County SRTS to an unprogrammed balance for the Sonoma County Program.

On July 26, 2017, Attachment B-1 was revised to program \$2,322,000 in unprogrammed balances within the Transit Performance Initiative (TPI) Capital Investment Program, for four new North Bay projects.

On September 27, 2017, Attachment B-2 was revised to redirect \$94,000 in cost savings from Dixon's West A Street Preservation to Solano County's Redwood-Fairgrounds Drive Interchange Bike/Transit Improvements within the Solano County Program.

On October 25, 2017, Attachment B-1 was revised to redirect \$44,000 from Caltrain's Map-Based Real-Time Train Display to its Control Point Installation project and redirect \$96,000 from Napa Valley Transportation Authority's Comprehensive Operational Analysis to its Imola Avenue and SR 29 Express Bus Improvements project within the Transit Performance Initiative – Incentive Program; and program \$73 in remaining program balances to the NVTa Imola Avenue and SR-29 Express Bus Improvements Project within the Transit Performance Initiative – Investment Program.

On November 15, 2017, Attachment B-1 was revised to program \$105,000 in Regional Safe Routes to School (SRTS) to Napa Valley Transportation Authority for Napa County's SRTS Program, \$225,000 to San Mateo County Office of Education for San Mateo County's SRTS Program, and \$1,000,000 to Los Altos for the Miramonte Ave Bicycle and Pedestrian Access Improvements within Santa Clara County; and to redirect \$783,000 in the Climate Initiatives Program from Walnut Creek's Parking Guidance System Pilot to the N Main St Rehabilitation project as part of a funding exchange arrangement.

On February 28, 2018, Attachments B-1 and B-2 were revised to program \$607,000 to Moraga's Moraga Way and Canyon Rd/Camino Pablo Improvements project and \$215,000 to Concord's Willow Pass Repaving and Safe Routes to School (SRTS) project within the Regional SRTS program; program \$364,000 to Santa Rosa's US 101 Bike/Pedestrian Overcrossing project within the Sonoma County Program; and reprogram the SFPark to Cycle 1 and clarify exchange projects within the program.

On March 28, 2018, Attachments B-1 and B-2 were revised to reduce the amount programmed within the Regional Climate Initiatives Program to the Contra Costa Transportation Authority (CCTA) Car Share4All project to \$573,453 to reflect a change in scope; redirect \$630,000 in project savings from the NextGen

Arterial Operations Program (AOP), a subcomponent of the Program for Arterial System Synchronization (PASS), to the AC Transit South Alameda County Corridors Travel Time Improvements project; and to identify Santa Clara Valley Transportation Authority (VTA) as the sponsor of the Montague Expressway Pedestrian Overcrossing at Milpitas BART.

On May 23, 2018, Attachments B-1 and B-2 were revised to redirect \$20,587 from Union City's Single Point Login Terminals on Revenue Vehicles to its South Alameda County Major Corridor Travel Time Improvements project within the Transit Performance Initiative program; and reflect the redirection of \$4,350,000 in Regional Transportation Improvement Program (RTIP) funds from Palo Alto's US 101/Adobe Creek Bicycle and Pedestrian Bridge to San Jose's West San Carlos Urban Village Streetscape Improvements project within Santa Clara County's OBAG 1 County Program.

On June 27, 2018, Attachment B-1 was revised to redirect \$820,000 from MTC's Bay Bridge Forward Commuter Parking Initiatives Related Activities project to CCTA's I-80 Central Ave Interchange Improvements; \$636,763 from ECCTA's Replacement of Eleven 40' Buses project to the Clipper® Next Generation Fare Collection System project within the Transit Capital Rehabilitation Program; and to program \$400,411 in unprogrammed balances within the Climate Initiatives Program to MTC's Carsharing Implementation project.

On July 25, 2018, Attachment B-1 was revised to redirect \$150,000 from Oakland's Transportation Impact Review Streamlining Technical Assistance grant within the Regional PDA Planning Grant program, with \$65,000 directed to Rohnert Park's Central Rohnert Park PDA/Creekside Neighborhood Subarea Connector Path Technical Assistance grant, and \$85,000 directed to Windsor's PDA Planning and Implementation Staffing Assistance grant.

On September 26, 2018, Attachments B-1 and B-2 were revised to redirect \$1,000,000 from Los Altos' Miramonte Ave Bicycle and Pedestrian Access Improvements project and \$346,000 in Santa Clara County's Safe Routes to School program (SRTS) unprogrammed balances to Sunnyvale's East Sunnyvale Area Sense of Place Improvements project within the Regional SRTS program; redirect \$794,000 from Santa Clara County's Capitol Expressway Traffic Intelligent Transportation Systems (ITS) and Bike/Pedestrian Improvements project to Sunnyvale's East Sunnyvale Area Sense of Place Improvements project within the Santa Clara County Program; direct \$2,332,747 from Caltrain's Control Point Installation project to its Positive Train Control project within the Transportation Performance Initiative (TPI) Incentive program; and direct \$500,000 within the TPI Investment program



from Novato's Downtown SMART Station project to Novato Pavement Rehabilitation as part of a local funding exchange to support the Downtown SMART Station project.

On December 19, 2018, Attachment B-2 was revised to redirect \$794,000 from Sunnyvale's East Sunnyvale Area Sense of Place Improvements project to Sunnyvale's Peery Park Sense of Place Improvements within the Santa Clara County Program.

On January 23, 2019, Attachment B-1 was revised to redirect \$500,000 from Santa Clara Valley Transportation Authority's (VTA's) Santa Clara Pocket Track Light Rail Interlocking to VTA's Light Rail Crossovers and Switches project within the Transit Performance Initiative Capital Investments Program.

Further discussion of the Project Selection Criteria and Programming Policies is contained in the memorandum to the Joint Planning Committee dated May 11, 2012; to the Programming and Allocations Committee dated October 10, 2012; to the Commission dated November 28, 2012; to the Programming and Allocations Committee dated December 12, 2012 and January 9, 2013; to the Joint Planning Committee dated February 8, 2013; to the Programming and Allocations Committee dated February 13, 2013, May 8, 2013, September 11, 2013, November 13, 2013, December 11, 2013, January 8, 2014, February 12, 2014, March 5, 2014, April 9, 2014; and to the Planning Committee dated May 9, 2014; and to the MTC Programming and Allocations Committee Summary Sheet dated May 14, 2014, June 11, 2014, July 9, 2014, September 10, 2014, December 10, 2014, March 11, 2015, May 13, 2015, and to the Administration Committee on May 13, 2015, and to the Programming and Allocations Committee on June 10, 2015, July 8, 2015, September 9, 2015, October 14, 2015, November 4, 2015, December 9, 2015, January 13, 2016, February 10, 2016, March 9, 2016, April 13, 2016, May 11, 2016, July 13, 2016, December 14, 2016, January 11, 2017, April 12, 2017, May 10, 2017, June 14, 2017, July 12, 2017, September 13, 2017, October 11, 2017, November 8, 2017, February 14, 2018, March 7, 2018, May 9, 2018, June 13, 2018, July 11, 2018, September 12, 2018, December 12, 2018, and January 9, 2018.

Date: May 17, 2012  
W.I.: 1512  
Referred By: Planning

RE: Federal Cycle 2 Program covering FY 2012-13, FY 2013-14, FY 2014-15 and FY 2015-16:  
Project Selection Policies and Programming

METROPOLITAN TRANSPORTATION COMMISSION  
RESOLUTION NO. 4035

WHEREAS, the Metropolitan Transportation Commission (MTC) is the Regional Transportation Planning Agency (RTPA) for the San Francisco Bay Area pursuant to Government Code Section 66500 et seq.; and

WHEREAS, MTC is the designated Metropolitan Planning Organization (MPO) for the nine-county San Francisco Bay Area region and is required to prepare and endorse a Transportation Improvement Program (TIP) which includes federal funds; and

WHEREAS, MTC is the designated recipient for federal funding administered by the Federal Highway Administration (FHWA) assigned to the MPO/RTPA of the San Francisco Bay Area for the programming of projects (regional federal funds); and

WHEREAS, the federal funds assigned to the MPOs/RTPAs for their discretion are subject to availability and must be used within prescribed funding deadlines regardless of project readiness; and

WHEREAS, MTC, in cooperation with the Association of Bay Area Governments, (ABAG), the Bay Area Air Quality Management District (BAAQMD), the Bay Conservation and Development Commission (BCDC), California Department of Transportation (Caltrans), Congestion Management Agencies (CMAs), transit operators, counties, cities, and interested stakeholders, has developed criteria, policies and procedures to be used in the selection of projects to be funded with various funding including regional federal funds as set forth in Attachments A, B-1 and B-2 of this Resolution, incorporated herein as though set forth at length; and

WHEREAS, using the policies set forth in Attachment A of this Resolution, MTC, in cooperation with the Bay Area Partnership and interested stakeholders, has or will develop a program of projects to be funded with these funds for inclusion in the federal Transportation Improvement Program (TIP), as set forth in Attachments B-1 and B-2 of this Resolution, incorporated herein as though set forth at length; and

WHEREAS the federal TIP and subsequent TIP amendments and updates are subject to public review and comment; now therefore be it

RESOLVED that MTC approves the "Project Selection Policies and Programming" for projects to be funded with Cycle 2 Program funds as set forth in Attachments A, B-1 and B-2 of this Resolution; and be it further

RESOLVED that the federal funding shall be pooled and redistributed on a regional basis for implementation of Project Selection Criteria, Policies, Procedures and Programming, consistent with the Regional Transportation Plan (RTP); and be it further


RESOLVED that the projects will be included in the federal TIP subject to final federal approval; and be it further

RESOLVED that the Executive Director or his designee can make technical adjustments and other non-substantial revisions, including updates to fund distributions to reflect final 2014-2022 FHWA figures; and be it further

RESOLVED that the Executive Director or designee is authorized to revise Attachments B-1 and B-2 as necessary to reflect the programming of projects as the projects are selected and included in the federal TIP; and be it further

RESOLVED that the Executive Director shall make available a copy of this resolution, and such other information as may be required, to the Governor, Caltrans, and to other such agencies as may be appropriate.

METROPOLITAN TRANSPORTATION COMMISSION

  
\_\_\_\_\_  
Adrienne J. Tissier, Chair

The above resolution was entered into by the Metropolitan Transportation Commission at the regular meeting of the Commission held in Oakland, California, on May 17, 2012

# Attachment B-1

MTC Res. No. 4035, Attachment B-1

Adopted: 05/17/12-C

Revised: 10/24/12-C

## OBAG 1 Regional Programs FY 2012-13 through FY 2016-17

January 2019

11/28/12-C 12/19/12-C 01/23/13-C 02/27/13-C 05/22/13-C 09/25/13-C  
11/20/13-C 12/18/13-C 02/26/14-C 03/26/14-C 04/23/14-C 05/28/14-C  
06/25/14-C 07/23/14-C 09/24/14-C 11/19/14-C 12/17/14-C 03/25/15-C  
05/27/15-C 06/24/15-C 07/22/15-C 10/28/15-C 11/18/15-C 12/16/15-C  
01/27/16-C 02/24/16-C 03/23/16-C 05/25/16-C 07/27/16-C 12/21/16-C  
01/25/17-C 04/26/17-C 06/28/17-C 07/26/17-C 10/25/17-C 11/15/17-C  
02/28/18-C 03/28/18-C 05/23/18-C 06/27/18-C 07/25/18-C 09/26/18-C  
01/23/19-C

## OBAG 1 Regional Programs Project List

Project Category and Title	Implementing Agency	Total STP/CMAQ	Total Other RTIP/TAP/TFCA	Total OBAG 1
<b>OBAG 1 REGIONAL PROGRAMS</b>		<b>\$438,146,000</b>	<b>\$53,080,000</b>	<b>\$492,046,000</b>
<b>1. REGIONAL PLANNING ACTIVITIES (STP Planning)</b>				
ABAG Planning	ABAG	\$3,393,000	\$0	\$3,393,000
BCDC Planning	BCDC	\$1,526,000	\$0	\$1,526,000
MTC Planning	MTC	\$3,568,000	\$0	\$3,568,000
<b>1. REGIONAL PLANNING ACTIVITIES (STP Planning)</b>		<b>TOTAL:</b>	<b>\$0</b>	<b>\$8,487,000</b>
<b>2. REGIONAL OPERATIONS (RO)</b>				
511 - Traveler Information	MTC	\$57,520,000	\$0	\$57,520,000
Clipper® Fare Media Collection	MTC	\$21,400,000	\$0	\$21,400,000
<b>SUBTOTAL</b>		<b>\$78,920,000</b>	<b>\$0</b>	<b>\$78,920,000</b>
Incident Management Program - I-880 Integrated Corridor Management	MTC	\$11,357,000	\$0	\$11,357,000
FSP/Call Box Program	MTC/SAFE	\$14,462,000	\$0	\$14,462,000
<b>SUBTOTAL</b>		<b>\$25,819,000</b>	<b>\$0</b>	<b>\$25,819,000</b>
<b>2. REGIONAL OPERATIONS (RO)</b>		<b>TOTAL:</b>	<b>\$0</b>	<b>\$104,739,000</b>
<b>3. FREEWAY PERFORMANCE INITIATIVE (FPI)</b>				
Regional Performance Initiatives Implementation	SAFE	\$7,750,000	\$0	\$7,750,000
Regional Performance Initiatives Corridor Implementation	MTC	\$7,480,000	\$0	\$7,480,000
Program for Arterial System Synchronization (PASS)	MTC	\$8,370,000	\$0	\$8,370,000
PASS - LAVTA Dublin Blvd Transit Performance Initiative	MTC	\$500,000	\$0	\$500,000
PASS - AC Transit South Alameda County Corridors Travel Time Imps	MTC	\$1,130,000	\$0	\$1,130,000
CCTA: I-80 Central Ave Interchange Improvements	CCTA	\$820,000	\$0	\$820,000
Bay Bridge Forward - Commuter Parking Initiative (Funding Exchange)	MTC	\$0	\$3,900,000	\$3,900,000
CC-I-80 San Pablo Dam Rd I/C (Funding Exchange)	CCTA	\$1,100,000	\$0	\$1,100,000
<b>SUBTOTAL</b>		<b>\$27,150,000</b>	<b>\$3,080,000</b>	<b>\$31,050,000</b>
<b>Ramp Metering and TOS Elements - MTC Program</b>				
FPI - ALA SR92 & I-880: Clawiter to Hesperian & Decoto Road	Caltrans	\$656,000	\$0	\$656,000
FPI - CC SR4 & SR242: Loveridge to Alhambra & I-680 to SR 4 Ph. 1	SAFE	\$750,000	\$0	\$750,000
FPI - CC SR4 & SR242: Loveridge to Alhambra & I-680 to SR 4 Ph. 2	Caltrans	\$8,132,000	\$0	\$8,132,000
FPI - CC SR 4 Operational Improvements	CCTA	\$1,100,000	\$0	\$1,100,000
FPI - Various Corridors Caltrans Right of Way (ROW)	Caltrans	\$730,000	\$0	\$730,000
FPI - SOL I-80 Ramp Meeting and Traffic Operations	Caltrans	\$170,000	\$0	\$170,000
FPI - SCL US 101: San Benito County Line to SR 85	Caltrans	\$3,200,000	\$0	\$3,200,000
FPI - SON 101 - MRN Co Line - Men Co Line	MTC	\$350,000	\$0	\$350,000
FPI - SCL I-680: US 101 to ALA Co. Line	Caltrans	\$270,000	\$0	\$270,000
Unprogrammed Future RTIP	TBD	\$0	\$34,000,000	\$34,000,000
<b>SUBTOTAL</b>		<b>\$15,358,000</b>	<b>\$34,000,000</b>	<b>\$49,358,000</b>
<b>Ramp Metering and TOS Elements - Caltrans Program</b>				
FPI Caltrans - ALA I-680, ALA I-880, MRN US-101 (Savings from Caltrans ROW))	Caltrans	\$270,000	\$0	\$270,000
FPI Caltrans - ALA I-680, ALA I-880, MRN US-101 (Savings from SCL 101)	Caltrans	\$3,417,000	\$0	\$3,417,000
FPI Caltrans - ALA I-680, ALA I-880, MRN US-101 (Savings from CC 4/242)	Caltrans	\$4,686,000	\$0	\$4,686,000
FPI Caltrans - ALA I-580 - SJ Co. Line to I-238	Caltrans	\$4,808,000	\$0	\$4,808,000
FPI Caltrans - ALA I-680, ALA I-880, MRN US-101	Caltrans	\$6,819,000	\$0	\$6,819,000
<b>SUBTOTAL</b>		<b>\$20,000,000</b>	<b>\$0</b>	<b>\$20,000,000</b>
<b>3. FREEWAY PERFORMANCE INITIATIVE (FPI)</b>		<b>TOTAL:</b>	<b>\$37,080,000</b>	<b>\$100,408,000</b>
<b>4. PAVEMENT MANAGEMENT PROGRAM (PMP)</b>				
Pavement Management Program (PMP)	MTC	\$1,547,000	\$0	\$1,547,000
Pavement Technical Advisory Program (PTAP)	MTC	\$7,500,000	\$0	\$7,500,000
Statewide Local Streets and Roads (LSR) Needs Assessment	MTC/Caltrans	\$53,000	\$0	\$53,000
<b>4. PAVEMENT MANAGEMENT PROGRAM (PMP)</b>		<b>TOTAL:</b>	<b>\$0</b>	<b>\$9,100,000</b>
<b>5. PRIORITY DEVELOPMENT AREA (PDA) PLANNING AND IMPLEMENTATION</b>				
<b>Regional PDA Implementation</b>				
PDA Planning - ABAG	ABAG	\$2,068,228	\$0	\$2,068,228
<b>SUBTOTAL</b>		<b>\$2,068,228</b>	<b>\$0</b>	<b>\$2,068,228</b>
<b>Affordable Housing Jumpstart Program</b>				
Affordable Housing Jumpstart Program (Funding Exchange)	MTC	\$0	\$10,000,000	\$10,000,000
<b>SUBTOTAL</b>		<b>\$0</b>	<b>\$10,000,000</b>	<b>\$10,000,000</b>
<b>Local PDA Planning</b>				
Local PDA Planning - Alameda	ACTC	\$3,905,000	\$0	\$3,905,000
Local PDA Planning - Contra Costa	CCTA	\$2,745,000	\$0	\$2,745,000
Local PDA Planning - Marin	TAM	\$750,000	\$0	\$750,000

# Attachment B-1

MTC Res. No. 4035, Attachment B-1

Adopted: 05/17/12-C

Revised: 10/24/12-C

## OBAG 1 Regional Programs FY 2012-13 through FY 2016-17

January 2019

11/28/12-C 12/19/12-C 01/23/13-C 02/27/13-C 05/22/13-C 09/25/13-C  
11/20/13-C 12/18/13-C 02/26/14-C 03/26/14-C 04/23/14-C 05/28/14-C  
06/25/14-C 07/23/14-C 09/24/14-C 11/19/14-C 12/17/14-C 03/25/15-C  
05/27/15-C 06/24/15-C 07/22/15-C 10/28/15-C 11/18/15-C 12/16/15-C  
01/27/16-C 02/24/16-C 03/23/16-C 05/25/16-C 07/27/16-C 12/21/16-C  
01/25/17-C 04/26/17-C 06/28/17-C 07/26/17-C 10/25/17-C 11/15/17-C  
02/28/18-C 03/28/18-C 05/23/18-C 06/27/18-C 07/25/18-C 09/26/18-C  
01/23/19-C

## OBAG 1 Regional Programs Project List

Project Category and Title	Implementing Agency	Total STP/CMAQ	Total Other RTIP/TAP/TFCA	Total OBAG 1
<b>OBAG 1 REGIONAL PROGRAMS</b>		<b>\$438,146,000</b>	<b>\$53,080,000</b>	<b>\$492,046,000</b>
Local PDA Planning - City of Napa	Napa	\$275,000	\$0	\$275,000
Local PDA Planning - American Canyon	American Canyon	\$475,000	\$0	\$475,000
Local PDA Planning - San Francisco	SF City/County	\$2,380,000	\$0	\$2,380,000
Local PDA Planning - San Mateo	SMCCAG	\$218,000	\$0	\$218,000
Belmont Village Specific/Implementation Plan	Belmont	\$440,000	\$0	\$440,000
Millbrae PDA Specific Plan	Millbrae	\$500,000	\$0	\$500,000
Redwood City Downtown Sequoia Station and Streetcar Planning Study	Redwood City	\$450,000	\$0	\$450,000
Mountain View El Camino Real Streetscape Study	Mountain View	\$260,000	\$0	\$260,000
San Jose Stevens Creek/Santana Row/Winchester Specific Plan	MTC/San Jose	\$640,305	\$0	\$640,305
Santa Clara El Camino Corridor Precise Plan	MTC/Santa Clara	\$100,000	\$0	\$100,000
North 1st Street Urban Village Plan	San Jose	\$369,962	\$0	\$369,962
Berryessa BART Urban Village Plan	San Jose	\$331,630	\$0	\$331,630
Local PDA Planning - Santa Clara	VTA	\$3,647,103	\$0	\$3,647,103
Local PDA Planning - Solano	STA	\$1,066,000	\$0	\$1,066,000
Santa Rosa - Roseland/Sebastopol Road PDA Planning	Santa Rosa	\$647,000	\$0	\$647,000
Sonoma County - Sonoma Springs Area Plan	Sonoma County	\$450,000	\$0	\$450,000
Sonoma County - Airport Employment Center Planning	Sonoma County	\$350,000	\$0	\$350,000
<b>SUBTOTAL</b>		<b>\$20,000,000</b>	<b>\$0</b>	<b>\$20,000,000</b>
<b>Regional PDA Planning</b>				
<i>Regional PDA Implementation Priorities</i>				
Bay Area Transit Core Capacity Study	MTC	\$250,000	\$0	\$250,000
Public Lands Near Rail Corridors Assessment	MTC	\$500,000	\$0	\$500,000
PDA Implementation Studies/Forums	MTC	\$156,500	\$0	\$156,500
State Route 82 Relinquishment Exploration Study	MTC/VTA	\$206,772	\$0	\$206,772
<i>PDA Planning</i>				
Oakland Downtown Specific Plan	Oakland	\$750,000	\$0	\$750,000
South Berkeley/ Adeline/Ashby BART Specific Plan	Berkeley	\$750,000	\$0	\$750,000
Bay Fair BART Transit Village Specific Plan	San Leandro	\$440,000	\$0	\$440,000
Alameda Naval Air Station Specific Plan	Alameda	\$250,000	\$0	\$250,000
Del Norte BART Station Precise Plan	El Cerrito	\$302,500	\$0	\$302,500
Mission Bay Railyard and I-280 Alternatives	San Francisco	\$700,000	\$0	\$700,000
Santa Clara El Camino Corridor Precise Plan	Santa Clara	\$750,000	\$0	\$750,000
Sunnyvale El Camino Corridor Precise Plan	Sunnyvale	\$587,000	\$0	\$587,000
San Jose Stevens Creek/Santana Row/Winchester Specific Plan	San Jose	\$750,000	\$0	\$750,000
<i>Staff Assistance</i>				
Alameda PDA TDM Plan	Alameda	\$150,000	\$0	\$150,000
Downtown Livermore Parking Implementation Plan	Livermore	\$100,000	\$0	\$100,000
Oakland Transportation Impact Review Streamlining	Oakland	\$150,000	\$0	\$150,000
Oakland Complete Streets, Design Guidance, Circulation Element Update	Oakland	\$235,000	\$0	\$235,000
Downtown Oakland Parking Management Strategy	Oakland	\$200,000	\$0	\$200,000
Windsor Parking Management and Pricing	MTC	\$85,000	\$0	\$85,000
<i>Technical Assistance</i>				
Concord Salvio Streetscape	Concord	\$50,000	\$0	\$50,000
South Richmond Affordable Housing and Commercial Linkage	Richmond	\$60,000	\$0	\$60,000
San Mateo Planning/Growth Forum Series	San Mateo	\$25,000	\$0	\$25,000
South San Francisco El Camino/Chestnut Ave Infrastructure Financing Analysis	SSF	\$60,000	\$0	\$60,000
Milpitas Transit Area Parking Analysis	Milpitas	\$60,000	\$0	\$60,000
Morgan Hill Housing/Employment Market Demand/Circulation Analysis	Morgan Hill	\$60,000	\$0	\$60,000
Sab Jose West San Carlos Master Streetscape Plan	San Jose	\$60,000	\$0	\$60,000
Sunnyvale Mathilda Ave Downtown Plan Line	Sunnyvale	\$60,000	\$0	\$60,000
Downtown Sunnyvale Block 15 Sale/Land Exchange	Sunnyvale	\$59,000	\$0	\$59,000
Sunnyvale El Camino Street Space Allocation Study	Sunnyvale	\$60,000	\$0	\$60,000
Central Rohnert Park PDA/Creekside Neighb. Subarea Connector Path	MTC	\$65,000	\$0	\$65,000
<b>SUBTOTAL</b>		<b>\$7,931,772</b>	<b>\$0</b>	<b>\$7,931,772</b>
<b>5. PRIORTY DEVELOPMENT AREA (PDA) PLANNING AND IMPLEMENTATION</b>		<b>TOTAL: \$30,000,000</b>	<b>\$10,000,000</b>	<b>\$40,000,000</b>

## 6. CLIMATE INITIATIVES PROGRAM (CIP)

<i>Car Sharing</i>				
Hayward RFP for Car Sharing Services	Hayward	\$200,480	\$0	\$200,480
Oakland Car Share and Outreach Program	Oakland	\$320,526	\$0	\$320,526
CCTA Car Share4All	CCTA	\$573,453	\$0	\$573,453
TAM Car Share CANAL	TAM	\$125,000	\$0	\$125,000
City of San Mateo Car Sharing - A Catalyst for Change	San Mateo	\$210,000	\$0	\$210,000

# Attachment B-1

MTC Res. No. 4035, Attachment B-1

Adopted: 05/17/12-C

Revised: 10/24/12-C

## OBAG 1 Regional Programs FY 2012-13 through FY 2016-17

January 2019

11/28/12-C 12/19/12-C 01/23/13-C 02/27/13-C 05/22/13-C 09/25/13-C  
11/20/13-C 12/18/13-C 02/26/14-C 03/26/14-C 04/23/14-C 05/28/14-C  
06/25/14-C 07/23/14-C 09/24/14-C 11/19/14-C 12/17/14-C 03/25/15-C  
05/27/15-C 06/24/15-C 07/22/15-C 10/28/15-C 11/18/15-C 12/16/15-C  
01/27/16-C 02/24/16-C 03/23/16-C 05/25/16-C 07/27/16-C 12/21/16-C  
01/25/17-C 04/26/17-C 06/28/17-C 07/26/17-C 10/25/17-C 11/15/17-C  
02/28/18-C 03/28/18-C 05/23/18-C 06/27/18-C 07/25/18-C 09/26/18-C  
01/23/19-C

## OBAG 1 Regional Programs Project List

Project Category and Title	Implementing Agency	Total STP/CMAQ	Total Other RTIP/TAP/TFCA	Total OBAG 1
<b>OBAG 1 REGIONAL PROGRAMS</b>		<b>\$438,146,000</b>	<b>\$53,080,000</b>	<b>\$492,046,000</b>
Santa Rosa Car Share	SCTA	\$170,130	\$0	\$170,130
<i>Transportation Demand Management</i>				
goBerkeley Residential Shared Parking Pilot	Berkeley	\$950,000	\$0	\$950,000
Oakland Demand-Responsive Parking and Mobility Mgmt Initiative	Oakland	\$1,300,000	\$0	\$1,300,000
Walnut Creek N Main St Rehab (for Parking Guidance System Pilot)	Walnut Creek	\$783,000	\$0	\$783,000
Downtown San Mateo Parking Technology Implementation	San Mateo	\$1,500,000	\$0	\$1,500,000
Peery Park Rides	VTA/Sunnyvale	\$1,129,000	\$0	\$1,129,000
Public Education Outreach	MTC	\$312,000	\$0	\$312,000
EV Charging Infrastructure and Vehicles (Programmed by BAAQMD)*	BAAQMD	\$0	\$6,000,000	\$6,000,000
Spare the Air Youth Program - 2	MTC	\$838,000	\$0	\$838,000
Carsharing Implementation	MTC	\$400,411	\$0	\$400,411
<b>6. CLIMATE INITIATIVES PROGRAM (CIP)</b>	<b>TOTAL:</b>	<b>\$8,812,000</b>	<b>\$6,000,000</b>	<b>\$14,812,000</b>

\* Selected and funded by the BAAQMD. Listed here for informational purposes only

<b>7. REGIONAL SAFE ROUTES TO SCHOOL (RSRTS)</b>				
<i>Specific projects TBD by CMAQs</i>				
Alameda County SRTS Program	ACTC	\$5,366,000	\$0	\$5,366,000
Cavallo Rd, Drake St, and 'G' Street Safe Routes to School Imps	Antioch	\$330,000	\$0	\$330,000
Actuated Ped /Bicycle Traffic Signal on Oak Grove Rd at Sierra Rd	Concord	\$504,900	\$0	\$504,900
Concord: Willow Pass Repaving & SRTS	Concord	\$215,000	\$0	\$215,000
Port Chicago Hwy/Willow Pass Rd Pedestrian & Bicycle Imps	Contra Costa County	\$441,700	\$0	\$441,700
West Contra Costa SRTS Non-Infrastructure Program	Contra Costa County	\$709,800	\$0	\$709,800
Vista Grande Street Pedestrian Safe Routes to School Imps	Danville	\$157,000	\$0	\$157,000
Happy Valley Road Walkway Safe Routes to School Imps	Lafayette	\$100,000	\$0	\$100,000
Moraga Road Safe Routes to School Bicycle/Pedestrian Imps	Moraga	\$100,000	\$0	\$100,000
Moraga: Moraga Way and Canyon Rd/Camino Pablo Imps.	Moraga	\$607,000	\$0	\$607,000
Orinda Sidewalk Imps	Orinda	\$100,000	\$0	\$100,000
Pittsburg School Area Safety Imps	Pittsburg	\$203,000	\$0	\$203,000
Pleasant Hill - Boyd Road and Elinora Drive Sidewalks	Pleasant Hill	\$395,000	\$0	\$395,000
San Ramon School Crossings Enhancements	San Ramon	\$247,600	\$0	\$247,600
North Civic Center Bicycle and Pedestrian Imps	Marin County	\$791,000	\$0	\$791,000
Napa County SRTS Program - 2	NVTA	\$105,000	\$0	\$105,000
Napa County SRTS Non-Infrastructure Program	NVTA	\$420,000	\$0	\$420,000
San Francisco SRTS Non-Infrastructure Program	SFDPH	\$1,799,000	\$0	\$1,799,000
San Mateo County SRTS Program	SMCCAG	\$2,382,000	\$0	\$2,382,000
Campbell - Virginia Avenue Sidewalks	Campbell	\$708,000	\$0	\$708,000
Mountain View - El Camino to Miramonte Complete Streets	Mountain View	\$840,000	\$0	\$840,000
Mountain View SRTS Non-Infrastructure Program	Mountain View	\$500,000	\$0	\$500,000
Palo Alto - Arastradero Road Schoolscape/Multi-use Trail	Palo Alto	\$1,000,000	\$0	\$1,000,000
San Jose - Walk N' Roll Phase 2	San Jose	\$1,000,000	\$0	\$1,000,000
City of Santa Clara SRTS Non-Infrastructure Program Phase 2	Santa Clara	\$500,000	\$0	\$500,000
Santa Clara County SRTS Non-Infrastructure Program	Santa Clara County	\$838,000	\$0	\$838,000
Sunnyvale: East Sunnyvale Area Sense of Place Improvements	Sunnyvale	\$1,346,000	\$0	\$1,346,000
Solano County SRTS Non-Infrastructure Program	STA	\$1,570,000	\$0	\$1,570,000
Sonoma County SRTS Program	SCTA	\$345,000	\$0	\$345,000
Sonoma County SRTS Program	Sonoma County TPW	\$1,379,000	\$0	\$1,379,000
<b>7. REGIONAL SAFE ROUTES TO SCHOOL (RSRTS)</b>	<b>TOTAL:</b>	<b>\$25,000,000</b>	<b>\$0</b>	<b>\$25,000,000</b>

<b>8. TRANSIT CAPITAL REHABILITATION PROGRAM</b>				
SolTrans - Preventive Maintenance	SolTrans	\$1,000,000	\$0	\$1,000,000
<b>Transit Capital Rehabilitation</b>				
<i>Specific Projects TBD by Commission</i>				
Advanced Communications and Information System (ACIS)	GGBHTD	\$828,539	\$0	\$828,539
MS Sonoma Ferry Refurbishment	GGBHTD	\$1,171,461	\$0	\$1,171,461
BART Car Exchange Preventative Maintenance	BART	\$2,831,849	\$0	\$2,831,849
Clipper Fare Collection Equipment Replacement	MTC	\$9,994,633	\$0	\$9,994,633
Clipper Back Office Fare Collection Equipment Replacement	MTC	\$2,684,772	\$0	\$2,684,772
Clipper Next Generation Fare Collection System	MTC	\$636,763	\$0	\$636,763
SFMTA - New 60' Flyer Trolley Bus Replacement	SFMTA	\$5,502,261	\$0	\$5,502,261
SFMTA - New 40' Neoplan Bus Replacement	SFMTA	\$10,000,000	\$0	\$10,000,000
VTA Preventive Maintenance (for vehicle replacement)	VTA	\$3,349,722	\$0	\$3,349,722
<b>SUBTOTAL</b>		<b>\$37,000,000</b>	<b>\$0</b>	<b>\$37,000,000</b>
<b>Transit Performance Initiative (TPI) Incentive Program</b>				
<i>Specific Projects TBD by Commission</i>				

# Attachment B-1

MTC Res. No. 4035, Attachment B-1

Adopted: 05/17/12-C

Revised: 10/24/12-C

## OBAG 1 Regional Programs FY 2012-13 through FY 2016-17

January 2019

11/28/12-C 12/19/12-C 01/23/13-C 02/27/13-C 05/22/13-C 09/25/13-C  
11/20/13-C 12/18/13-C 02/26/14-C 03/26/14-C 04/23/14-C 05/28/14-C  
06/25/14-C 07/23/14-C 09/24/14-C 11/19/14-C 12/17/14-C 03/25/15-C  
05/27/15-C 06/24/15-C 07/22/15-C 10/28/15-C 11/18/15-C 12/16/15-C  
01/27/16-C 02/24/16-C 03/23/16-C 05/25/16-C 07/27/16-C 12/21/16-C  
01/25/17-C 04/26/17-C 06/28/17-C 07/26/17-C 10/25/17-C 11/15/17-C  
02/28/18-C 03/28/18-C 05/23/18-C 06/27/18-C 07/25/18-C 09/26/18-C  
01/23/19-C

## OBAG 1 Regional Programs Project List

Project Category and Title	Implementing Agency	Total STP/CMAQ	Total Other RTIP/TAP/TFCA	Total OBAG 1
<b>OBAG 1 REGIONAL PROGRAMS</b>		<b>\$438,146,000</b>	<b>\$53,080,000</b>	<b>\$492,046,000</b>
TPI - AC Transit Spectrum Ridership Growth	AC Transit	\$1,802,676	\$0	\$1,802,676
TPI - AC Transit - East Bay Bus Rapid Transit	AC Transit	\$4,547,305	\$0	\$4,547,305
TPI - LAVTA - Wheels Marketing Initiatives	LAVTA	\$423,798	\$0	\$423,798
TPI - ACE Positive Train Control	SJRRC/ACE	\$502,214	\$0	\$502,214
TPI - Union City - South Alameda County Major Corridors Travel Time Imps	Union City	\$160,587	\$0	\$160,587
TPI - CCCTA - 511 Real-Time Interface	CCCTA	\$100,000	\$0	\$100,000
TPI - CCCTA - Implementation of Access Improvement	CCCTA	\$685,196	\$0	\$685,196
TPI - CCCTA - Remix Software Implementation	CCCTA	\$35,451	\$0	\$35,451
TPI - ECCTA - Non-ADA Paratransit to Fixed Route Program	ECCTA	\$817,297	\$0	\$817,297
TPI - WCCTA - Purchase of Automatic Vehicle Locator System	WCCTA	\$344,513	\$0	\$344,513
TPI - GGBHTD - Building Ridership to Meet Capacity Campaign	GGBHTD	\$387,440	\$0	\$387,440
TPI - GGBHTD - Regional Customer Study: On-Board Bus and Ferry Surveys	GGBHTD	\$402,572	\$0	\$402,572
TPI - Marin Transit Preventive Maintenance (for low income youth pass)	Marin Transit	\$99,289	\$0	\$99,289
TPI - MCTD Preventative Maintenance (Youth Pass Program)	Marin Transit	\$239,808	\$0	\$239,808
TPI - Relocate Transit Maintenance Facility (PE only) (Youth Pass Program)	Marin Transit	\$122,249	\$0	\$122,249
TPI - NVTA - Am. Canyon Priority Signal Interconnection on SR 29	NVTA	\$91,757	\$0	\$91,757
TPI - NVTA - Bus Mobility Device Retrofits	NVTA	\$120,988	\$0	\$120,988
TPI - NVTA - Imola Ave and SR 29 Express Bus Improvements	NVTA	\$96,058	\$0	\$96,058
TPI - BART Train Car Accident Repair	BART	\$1,493,189	\$0	\$1,493,189
TPI - BART - Metro Priority Track Elements	BART	\$3,459,057	\$0	\$3,459,057
TPI - BART - Concord Shop Wheel Truing	BART	\$7,165,450	\$0	\$7,165,450
TPI - Caltrain - Off-peak Marketing Campaign	Caltrain	\$44,200	\$0	\$44,200
TPI - WETA - Central Bay Operations and Maintenance	WETA	\$1,325,466	\$0	\$1,325,466
TPI - BART 24th Street Train Control Upgrade	BART	\$2,000,000	\$0	\$2,000,000
TPI - SFMTA Light Rail Vehicle Rehabilitation	SFMTA	\$5,120,704	\$0	\$5,120,704
TPI - SFMTA - Light Rail Vehicle (LRV) Propulsion System	SFMTA	\$9,285,937	\$0	\$9,285,937
TPI - SFMTA Preventive Maintenance (for low income youth pass)	SFMTA	\$1,600,000	\$0	\$1,600,000
TPI - SFMTA Light Rail Vehicle Overhaul	SFMTA	\$5,337,401	\$0	\$5,337,401
TPI - Caltrain - Control Point Installation	Caltrain	\$1,802,415	\$0	\$1,802,415
TPI - Caltrain - Positive Train Control	Caltrain	\$2,332,747	\$0	\$2,332,747
TPI - SamTrans - Preventative Maintenance (Service Plan Implementation)	SMCTD	\$1,344,917	\$0	\$1,344,917
TPI - VTA Preventive Maintenance (for low income fare pilot)	VTA	\$1,302,018	\$0	\$1,302,018
TPI - VTA - Montague Expressway Pedestrian Bridge at Milpitas BART	VTA	\$2,768,555	\$0	\$2,768,555
TPI - Fairfield - Expand bus service between Fairfield and Vacaville	Fairfield	\$372,216	\$0	\$372,216
TPI - Fairfield - SolanoExpress Service Vehicle Replacement (for SolanoExpress Bus Stop Imps)	Fairfield	\$333,719	\$0	\$333,719
TPI - SolTrans - 40' Electric Bus Purchase & Hybrid-Diesel Bus Replacement	SolTrans	\$399,223	\$0	\$399,223
TPI - Petaluma - Transit Signal Priority, Phase I, II & III	Petaluma	\$378,692	\$0	\$378,692
TPI - Santa Rosa - CityBus COA and Service Plan	Santa Rosa	\$100,000	\$0	\$100,000
TPI - Santa Rosa - Reimagining CityBus Implementation	Santa Rosa	\$682,177	\$0	\$682,177
TPI - Sonoma County Transit - 30-foot CNG Bus Replacements	Sonoma County	\$173,052	\$0	\$173,052
TPI - Sonoma County Transit - 40-foot CNG Bus Replacements	Sonoma County	\$199,667	\$0	\$199,667
SUBTOTAL		\$60,000,000	\$0	\$60,000,000
<b>8. TRANSIT CAPITAL REHABILITATION PROGRAM</b>		<b>TOTAL: \$98,000,000</b>	<b>\$0</b>	<b>\$98,000,000</b>

## 9. TRANSIT PERFORMANCE INITIATIVE (TPI)

<b>TPI - Capital Investment Program</b>				
TPI-1 - AC Transit Line 51 Corridor Speed Protection and Restoration	AC Transit	\$10,515,624	\$0	\$10,515,624
TPI-2 - AC Transit South Alameda County Corridors Travel Time Imps	AC Transit	\$5,000,000	\$0	\$5,000,000
BBF - AC Transit Higher Capacity Bus Fleets-Increased Service Freq.	AC Transit	\$9,000,000	\$0	\$9,000,000
TPI-2 - LAVTA Dublin Blvd Transit Performance Initiative	LAVTA	\$1,009,440	\$0	\$1,009,440
BBF - West Grand Ave Transit Signal Priority	MTC	\$1,000,000	\$0	\$1,000,000
TPI-1 - MTC Clipper Phase III Implementation	MTC	\$8,000,000	\$0	\$8,000,000
TPI-1 - SFMTA Potrero Ave Fast Track Transit and Streetscape Imps	SFMTA	\$4,133,031	\$0	\$4,133,031
TPI-2 - SFMTA Colored Lanes on MTA Rapid Network	SFMTA	\$4,000,000	\$0	\$4,000,000
TPI-1 - SFMTA N-Judah Mobility Maximization	SFMTA	\$2,383,860	\$0	\$2,383,860
TPI-1 - SFMTA Mission Mobility Maximization	SFMTA	\$5,383,109	\$0	\$5,383,109
TPI-1 - VTA Stevens Creek - Limited 323 Transit Signal Priority	VTA	\$712,888	\$0	\$712,888
TPI-1 - VTA Light Rail Transit Signal Priority	VTA	\$1,587,176	\$0	\$1,587,176
TPI-2 - VTA Prev. Maint. (Mountain View Double Track Phase 1)	VTA	\$8,000,000	\$0	\$8,000,000
TPI-3 - AC Transit San Pablo and Telegraph Ave Rapid Bus Upgrades	AC Transit	\$3,881,319	\$0	\$3,881,319
TPI-3 - BART Train Seat Modification	BART	\$1,503,239	\$0	\$1,503,239
TPI-3 - SFMTA Geary BRT Phase 1: Near-Term Improvements	SFMTA	\$9,609,241	\$0	\$9,609,241
TPI-3 - SamTrans Traffic Signal Priority on El Camino Real	SamTrans	\$3,459,000	\$0	\$3,459,000



# Attachment B-1

MTC Res. No. 4035, Attachment B-1

Adopted: 05/17/12-C

Revised: 10/24/12-C

## OBAG 1 Regional Programs FY 2012-13 through FY 2016-17

January 2019

11/28/12-C 12/19/12-C 01/23/13-C 02/27/13-C 05/22/13-C 09/25/13-C  
11/20/13-C 12/18/13-C 02/26/14-C 03/26/14-C 04/23/14-C 05/28/14-C  
06/25/14-C 07/23/14-C 09/24/14-C 11/19/14-C 12/17/14-C 03/25/15-C  
05/27/15-C 06/24/15-C 07/22/15-C 10/28/15-C 11/18/15-C 12/16/15-C  
01/27/16-C 02/24/16-C 03/23/16-C 05/25/16-C 07/27/16-C 12/21/16-C  
01/25/17-C 04/26/17-C 06/28/17-C 07/26/17-C 10/25/17-C 11/15/17-C  
02/28/18-C 03/28/18-C 05/23/18-C 06/27/18-C 07/25/18-C 09/26/18-C  
01/23/19-C

## OBAG 1 Regional Programs Project List

Project Category and Title	Implementing Agency	Total STP/CMAQ	Total Other RTIP/TAP/TFCA	Total OBAG 1
<b>OBAG 1 REGIONAL PROGRAMS</b>		<b>\$438,146,000</b>	<b>\$53,080,000</b>	<b>\$492,046,000</b>
TPI-3 - VTA <del>Light Rail Crossovers &amp; Switches</del> Santa Clara Pocket Track Light Rail Interlocking	VTA	\$500,000	\$0	\$500,000
TPI - Novato Pavement Rehabilitation (for Novato Downtown SMART Station)	Novato	\$500,000	\$0	\$500,000
TPI - NVTA Imola Ave and SR 29 Express Bus Improvements	NVTA	\$411,073	\$0	\$411,073
TPI - Fairfield Solano Express Service Vehicle Repl. (for SolanoExpress Fairgrounds Dr/SR 37 Bus Stop)	Fairfield	\$1,000,000	\$0	\$1,000,000
TPI - Santa Rosa CityBus New Transit System Optimization	Santa Rosa	\$411,000	\$0	\$411,000
<b>9. TRANSIT PERFORMANCE INITIATIVE (TPI)</b>		<b>TOTAL: \$82,000,000</b>	<b>\$0</b>	<b>\$82,000,000</b>

## 10. PRIORITY CONSERVATION AREA (PCA)

### North Bay PCA Program

*Specific projects TBD by North Bay CMAs*

Marin PCA - Mill Valley - Sausalito Pathway Preservation	Marin County	\$320,000	\$0	\$320,000
Marin PCA - Bayfront Park Recreational Bay Access	Mill Valley	\$140,000	\$0	\$140,000
Marin PCA - Thatcher Ranch Easement Acq. (Vineyard Rd Improvements)	Novato	\$250,000	\$0	\$250,000
Marin PCA - Pacheco Hill Parkland Acq. (Vinyard Rd. Improvements)	Novato	\$500,000	\$0	\$500,000
Marin PCA - Sunny Hill Ridge and Red Hill Trails	San Anselmo	\$40,000	\$0	\$40,000
Napa PCA: Napa Soscol Headwaters Preserve Acq. (SilveradoTrail Phase G Overlay)	Napa County	\$1,107,000	\$0	\$1,107,000
Napa PCA - Silverado Trail Yountville-Napa Safety Imps	Napa County	\$143,000	\$0	\$143,000
Solano PCA - Suisun Valley Bicycle and Pedestrian Imps	Solano County	\$1,175,000	\$0	\$1,175,000
Solano PCA - Solano PCA Assessment Plan	STA	\$75,000	\$0	\$75,000
Sonoma PCA - Sonoma County Urban Footprint Planning	Sonoma County	\$250,000	\$0	\$250,000
Sonoma PCA - Bodega Hwy Roadway Preservation	Sonoma County	\$1,000,000	\$0	\$1,000,000
SUBTOTAL		\$5,000,000	\$0	\$5,000,000

### Peninsula, Southern and Eastern Counties PCA Program

Bay Trail Shoreline Access Staging Area	Berkeley	\$500,000	\$0	\$500,000
Breuner Marsh Restoration and Public Access	EBRPD	\$1,000,000	\$0	\$1,000,000
SF Bay Trail, Pinole Shores to Bay Front Park	EBRPD	\$119,711	\$0	\$119,711
Coyote Creek Trail: Brokaw Road to Union Pacific Railroad	San Jose	\$712,700	\$0	\$712,700
Pier 70 - Crane Cove Park	Port of SF	\$1,000,000	\$0	\$1,000,000
Twin Peaks Connectivity Conceptual Plan	SF Rec. and Parks	\$167,589	\$0	\$167,589
Southern Skyline Blvd. Ridge Trail Extension	SF PUC	\$1,000,000	\$0	\$1,000,000
SUBTOTAL		\$4,500,000	\$0	\$4,500,000

<b>10. PRIORITY CONSERVATION AREA (PCA)</b>		<b>TOTAL: \$9,500,000</b>	<b>\$0</b>	<b>\$9,500,000</b>
---	--	---------------------------	------------	--------------------

<b>OBAG 1 REGIONAL PROGRAMS TOTAL</b>		<b>TOTAL: \$438,146,000</b>	<b>\$53,080,000</b>	<b>\$492,046,000</b>
---------------------------------------	--	-----------------------------	---------------------	----------------------

J:\SECTION\ALLSTAFF\Resolution\TEMP-RES\MTC\RES-4035\_ongoing\_OBAG1\[tmp-4035\_Attach\_B-1 1-19.xlsx]B-1 Jan 2019