

# Transportation Funds at Risk: Proposition 6

Bay Area Impacts and  
MTC Public Information Strategy



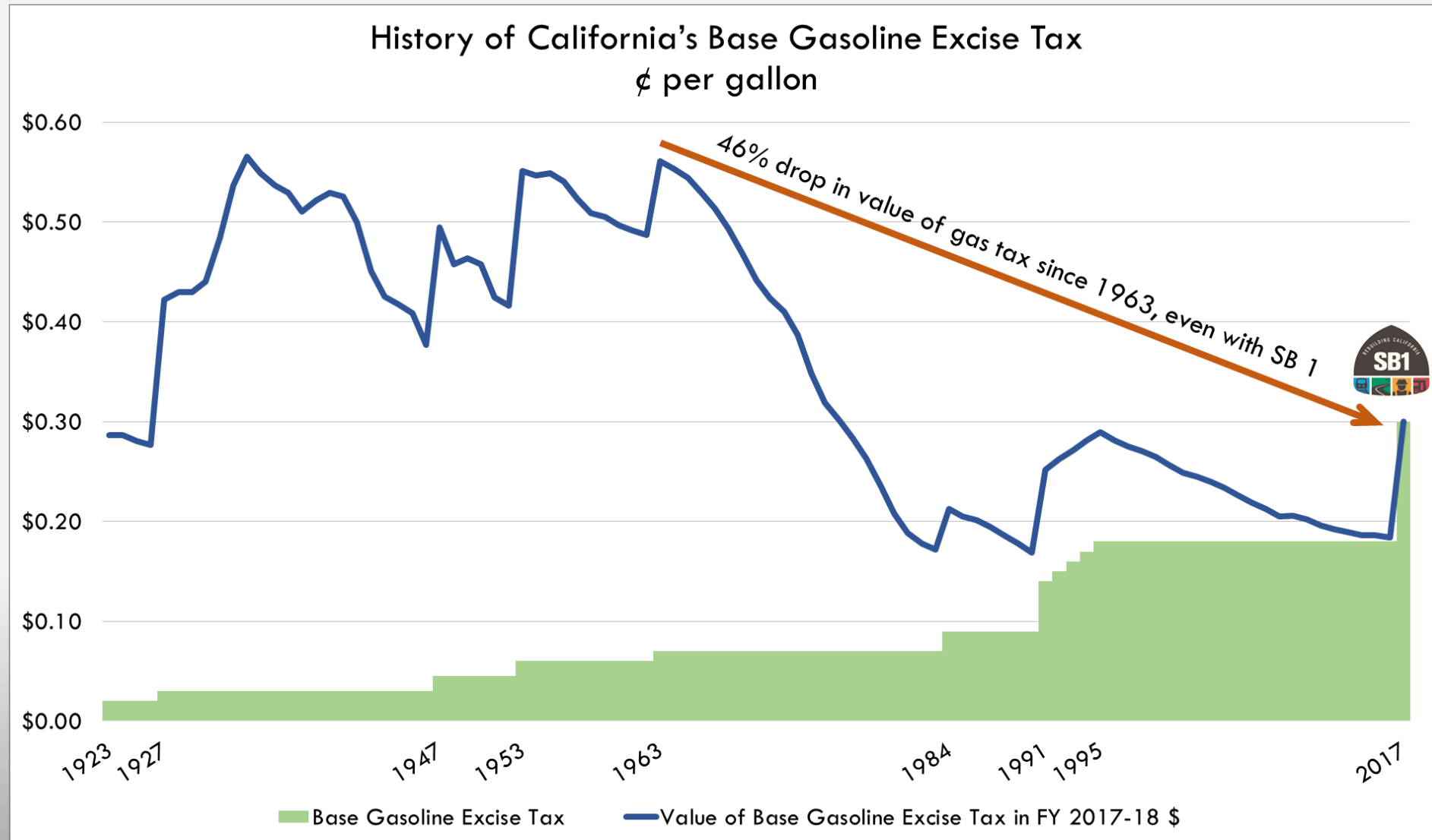
# Presentation Outline

- 1. Overview of Proposition 6**
- 2. Senate Bill 1 (SB 1) funding programs**
- 3. Bay Area SB1 funding at risk: roads, transit, congestion relief**
- 4. What to Do? MTC communication and public information strategy**

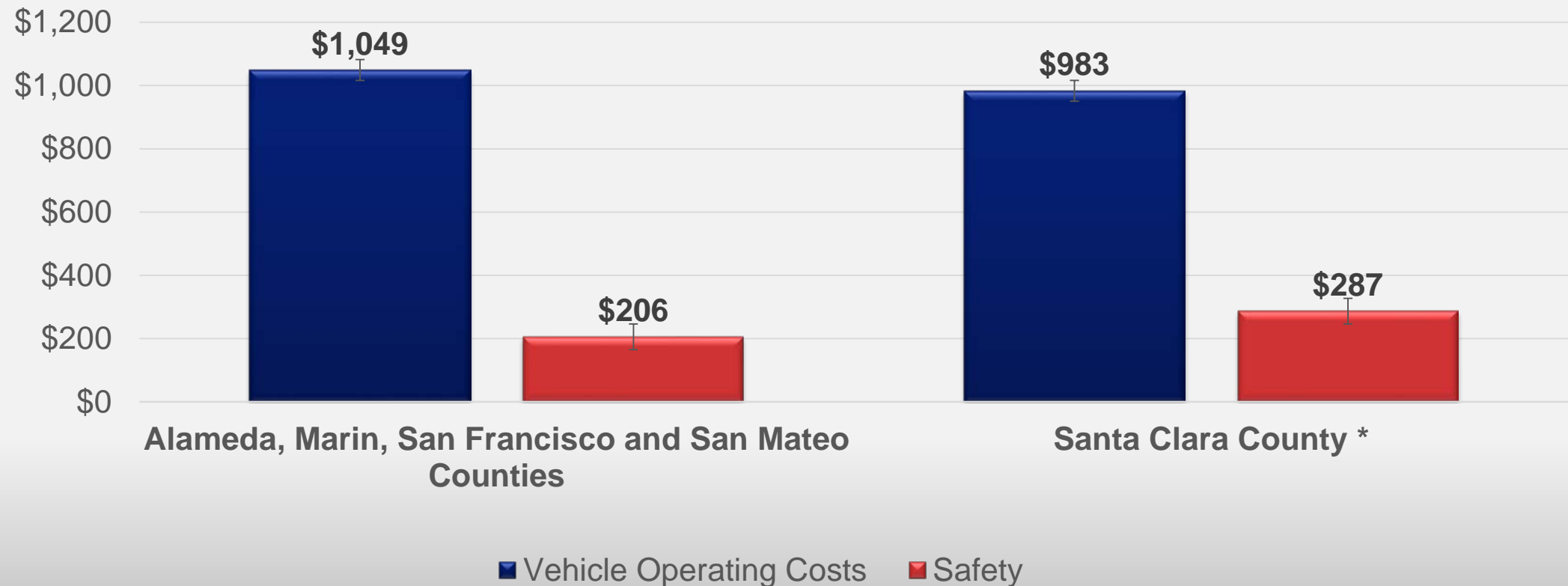
# Background on Proposition 6

- Qualified for the November ballot through the initiative process
- Repeals funding for Senate Bill 1 (Beall, 2017), the Road Repair and Accountability Act, the first major statewide funding increase in decades
- SB 1 is funded by an increase in the gas tax, a new vehicle registration charge, a new electric vehicle fee and an increase in the diesel sales tax.
- The Prop 6 campaign is funded by Republican gubernatorial candidate John Cox, House Majority Leader Kevin McCarthy, the California Republican Party, and numerous California Republican Congressional candidates.

# Why Was SB 1 Needed?



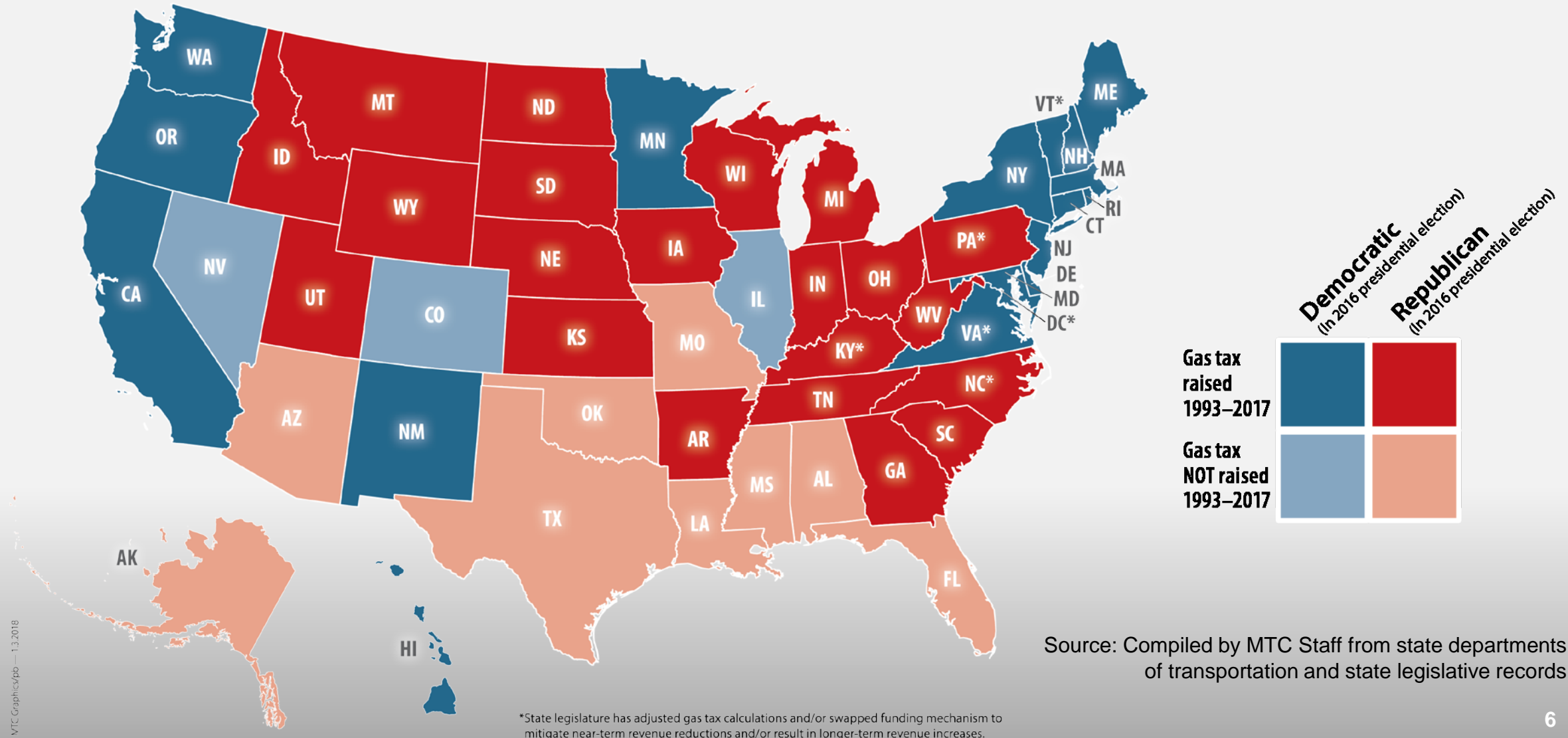
# Cost of Today's Neglected Transportation System to Motorists



Source: *California by the Numbers: Meeting the State's Need for Safe, Smooth and Efficient Mobility*, TRIP, 2018

\* Includes San Benito County data

# CA is Not An Outlier: Gas Tax Increases Since 1993





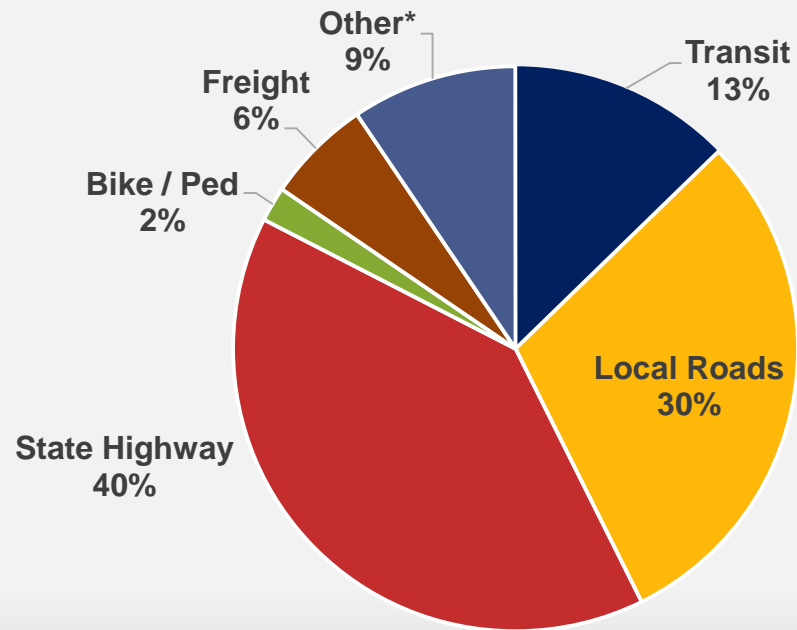
# SB 1 Funding Overview

- An average of \$5 billion per year over 10 years, indexed to inflation so fund sources will maintain their value over time
- Funds are split roughly 50/50 between the state and local agencies
- Largest category of spending is local road and state highway system repairs/maintenance
- Congestion relief, public transit and bike/ped. projects also funded through competitive and formula funding programs

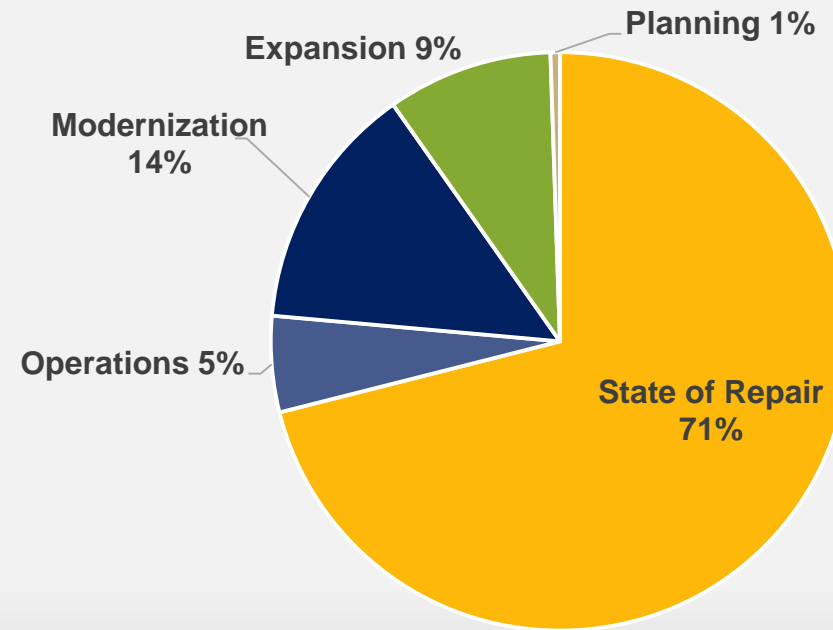


# How Are SB 1 Funds Spent?

SB1 Funding by Mode



SB1 Funding by Function



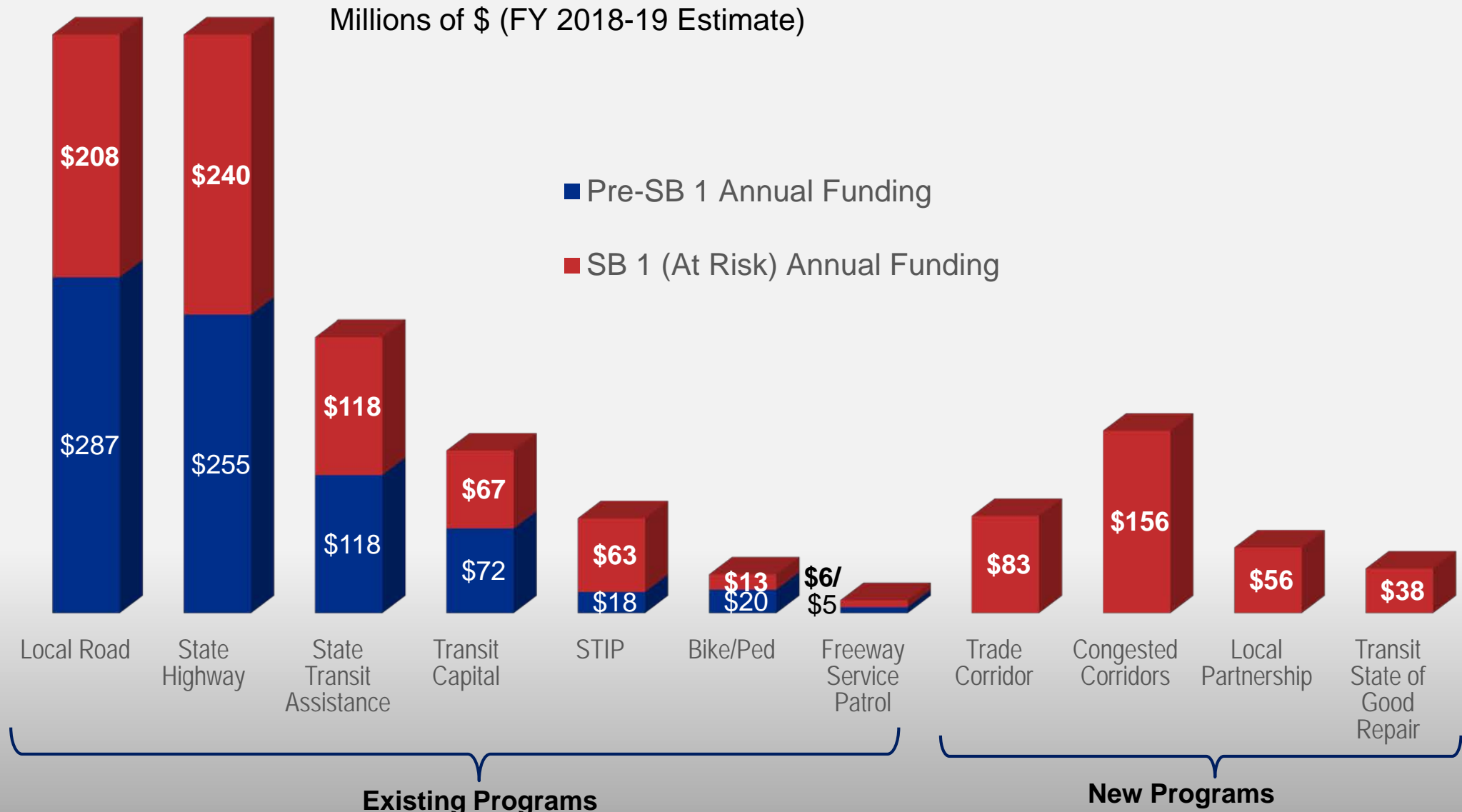
- To provide the public with information on how the new taxes are spent, SB 1 includes strong reporting requirements. For details by jurisdiction, visit [rebuildingca.ca.gov](https://rebuildingca.ca.gov) which includes an interactive map and project descriptions.



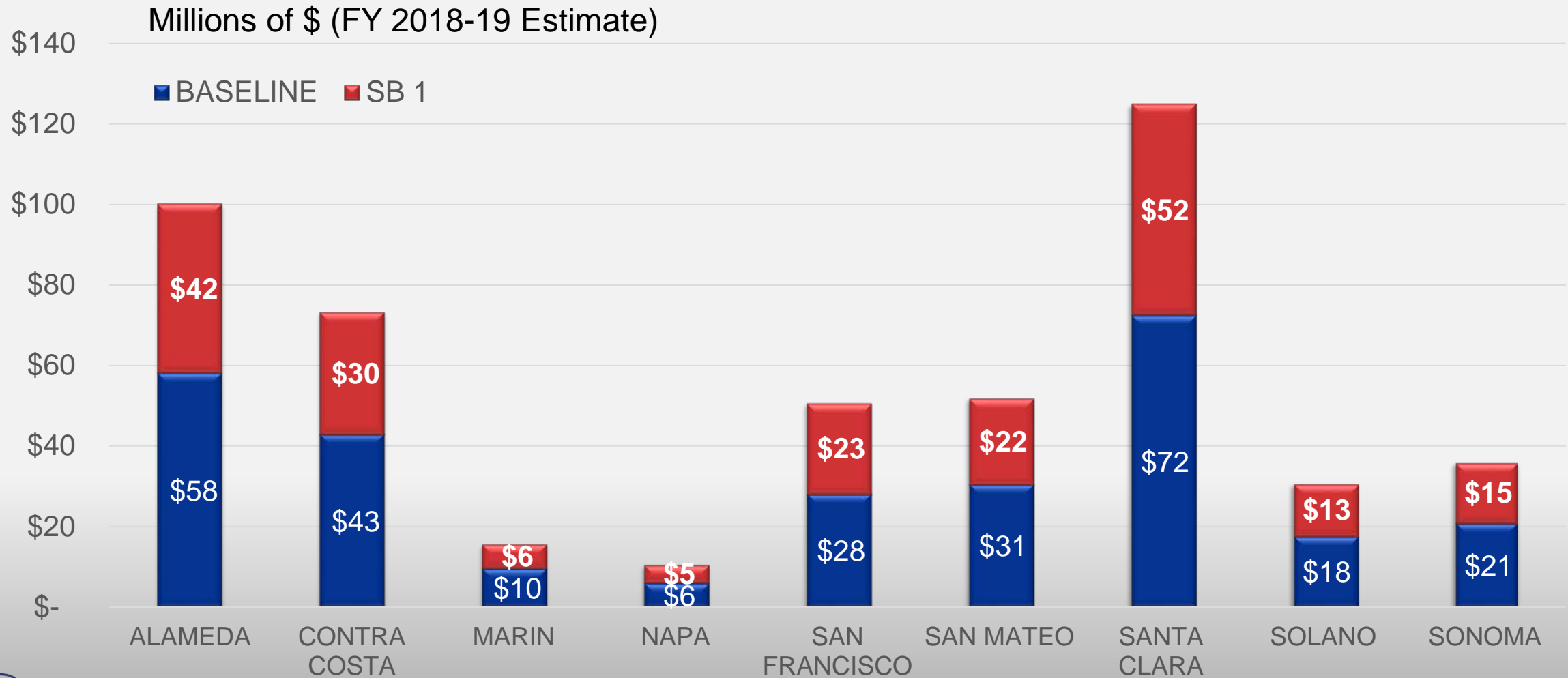
# What's at Stake for the Bay Area?

- A 40% funding cut to every city and county for local road repairs – over \$200 million per year for Bay Area jurisdictions
- Over \$150 million per year in funding cuts for transit services, including BART, SF MUNI, AC Transit, VTA, Caltrain and SF Bay Ferry
- A cut of over \$60 million per year in funding for the State Transportation Improvement Program (STIP)
- Approximately \$950 million in bridge and highway safety, maintenance and rehabilitation projects at risk over multiple years; funded by the State Highway Operation and Protection Program (SHOPP) and Caltrans' maintenance program
- Almost \$1.4 billion in funding for 23 projects from SB1 competitive programs

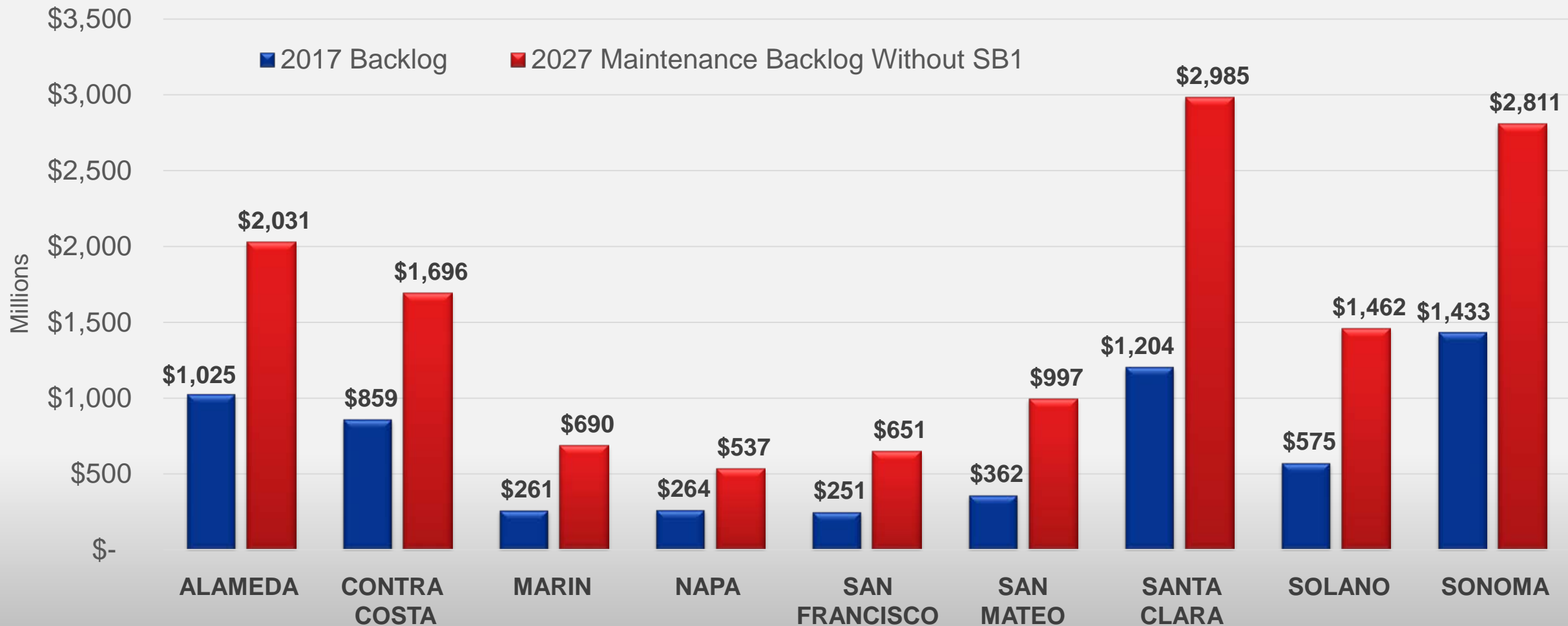
# SB 1 Funding Increases for the Bay Area



# Prop 6 Would Repeal New Local Street and Road Funding from SB 1

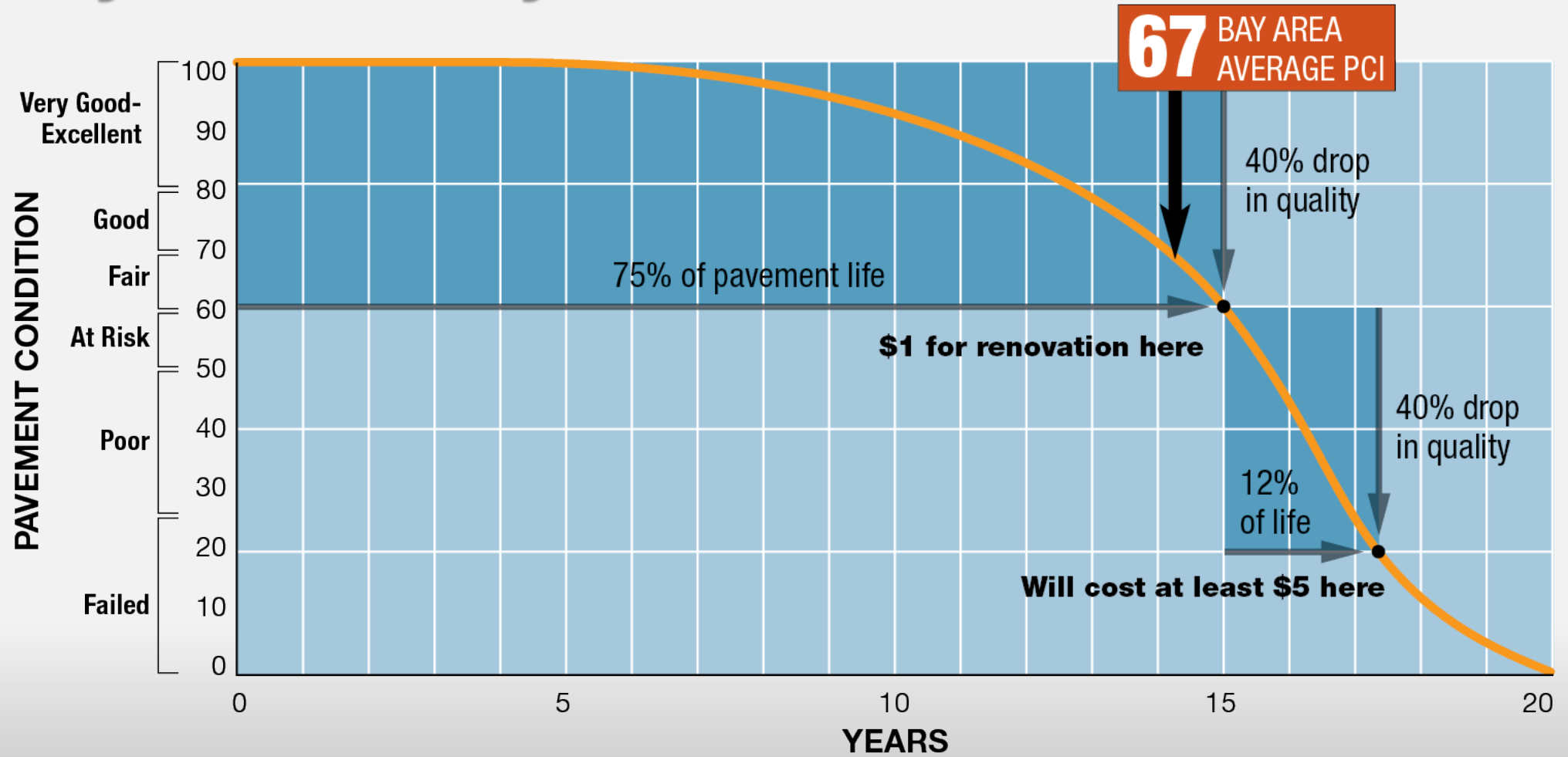


# Prop 6 Would Increase Local Road Deferred Maintenance





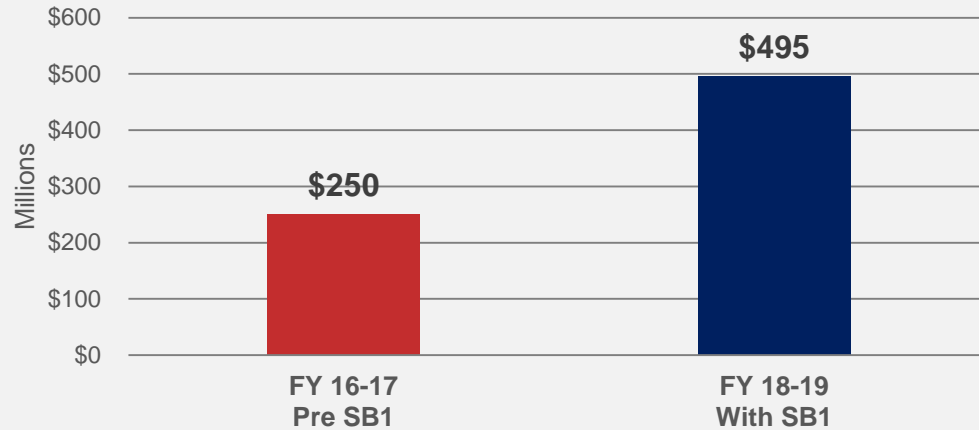
# Pay Now or Pay Much More Later



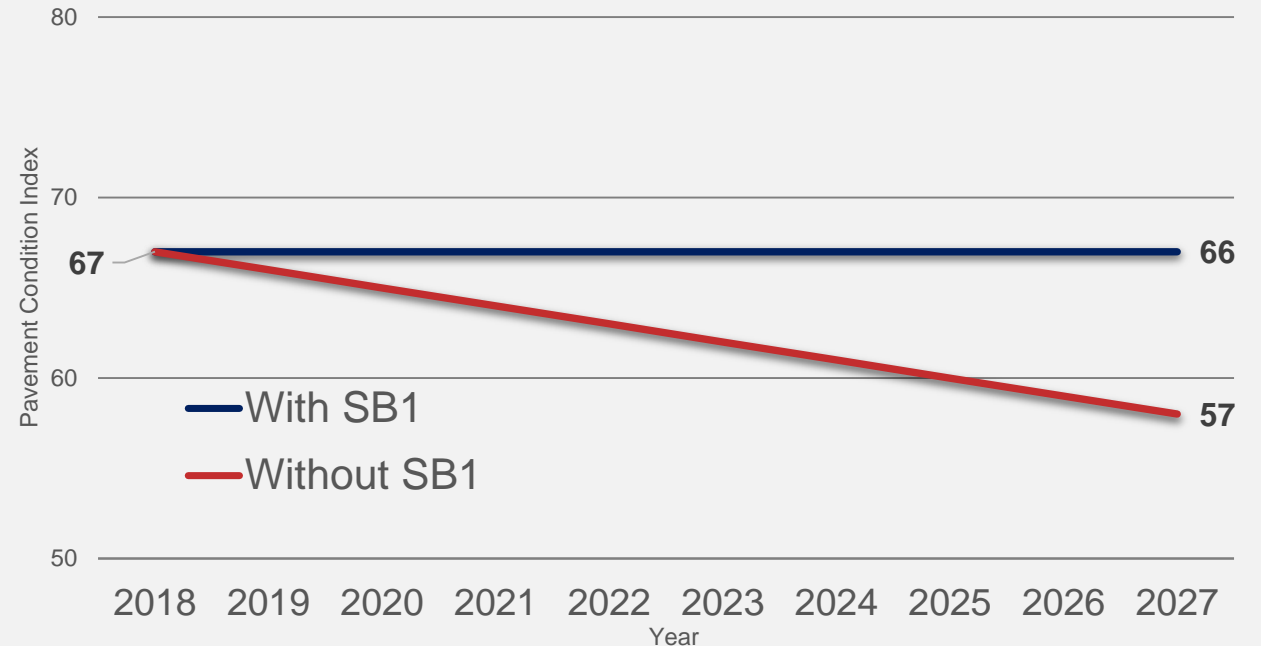
*Time varies depending on traffic, climate, pavement design, etc.*

# Loss of Road Repair Funds Would Mean More Potholes

Local Road Gas Tax Funding By Year  
(In Millions, Estimate)



Pavement Condition Forecast



## A wide array of projects are eligible for SB 1, including:

- Safe driving conditions - road maintenance and rehabilitation
- Complete streets safety projects, such as sidewalks and bike lanes
- Traffic control safety devices such as traffic lights and crossings
- Storm water and clean water





# Bay Area Congestion Relief Projects at Risk

## Solutions for Congested Corridors:

- \$250 million per year statewide
- Focused on early delivery and most congested corridors
- CTC approved \$1 billion in May 2018 for a four-year cycle

## Bay Area Funded Projects

Project Sponsor	Description	Funding
Caltrans	US-101 Marin-Sonoma Narrows	<b>\$85</b>
Caltrans/ VTA	US-101 Managed Lanes in San Mateo and Santa Clara Counties	<b>\$233</b>



# Bay Area Transit Projects at Risk

## State Transit Assistance

- SB 1 doubled STA funding, providing an additional \$156 million/year for Bay Area operators, including:

Operator	Annual Amount (Millions)
BART	\$25
SFMTA	\$40
AC Transit	\$13
Santa Clara VTA	\$18




## Transit & Intercity Rail Capital Program

Operator	Description	Award (Millions)
VTA	BART to San Jose	\$730
BART	Transbay Core Capacity (Train Control, Fleet Expansion)	\$319
Caltrain	Electrification and Fleet Conversion/Expansion	\$165
Capitol Corridor	Northern California Corridor Enhancement (Oakland-San Jose)	\$80
SFMTA	Transit Capacity Expansion Program	\$27








# Risk to RM 3-Funded Highway Projects

*Dollars in millions*

Project	RM3 Funding	SB1 Funding	Comments
San Mateo US-101 Express Lanes	TBD	\$222	RM 3 Express Lane Program candidate project
Sonoma US-101 MSN	\$120	\$85	SB 1 Funding Segment C2
Alameda 7 <sup>th</sup> Street Grade Separation	TBD	\$175	RM 3 Goods Movement candidate project
Solano I-80/I-680/SR-12 Interchange	\$150	\$53	Multi-phase project



# Risk to RM 3-Funded Transit Projects

*Dollars in millions*

Project	RM3 Funding	SB 1: Transit & Intercity Rail Capital Program
BART to Silicon Valley, Phase 2	\$375	\$730
BART Transbay Core Capacity	\$500	\$319
AC Transit High Capacity Buses	\$140*	\$14
SFMTA Transit Capacity Expansion	\$140	\$27
Capitol Corridor Enhancement Program	\$90	\$80
SMART Windsor Extension	\$40	\$21

\*Part of RM 3 Core Capacity Transit Improvements project

# MTC Prop 6 Public Information Plan

## Web Page

- Prop 6 story on MTC home page with links to information about impacts of initiative on local road safety and repairs, public transit, congestion relief, and state highway safety

<https://mtc.ca.gov/our-work/fund-invest/funding-risk-proposition-6>

## Social media

- Regular posting to MTC social media channels to inform public about regional and local impacts
- Sample social media posts for MTC board members and local agencies to share on their social media channels

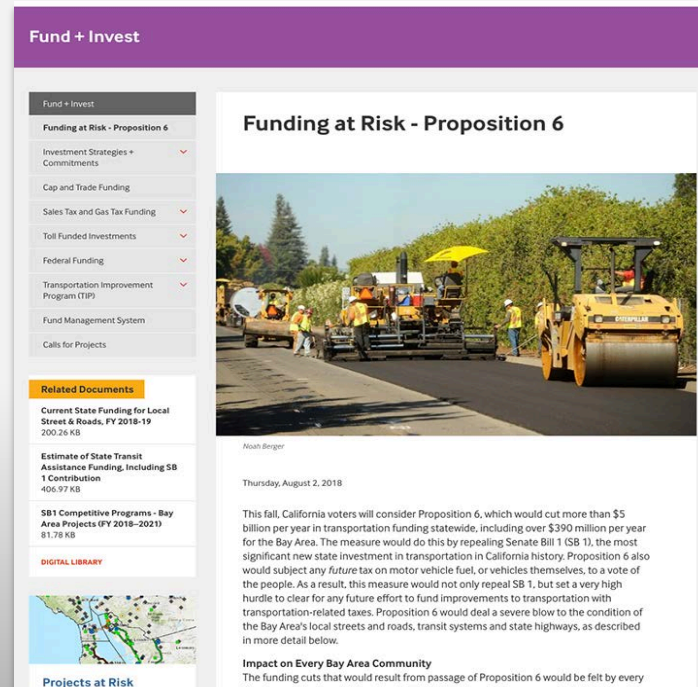


## Videos

- Video for each county highlighting current condition of local roads, including footage of potholes & interviews with public works directors

# Key Prop 6 Communication Efforts Underway

- ✓ Web page dedicated to Prop 6
- ✓ Maps of competitively-awarded program projects at risk
- ✓ Detailed funding impacts by agency
- ✓ Videos of local road impacts
- ✓ Social media posts



# Other Public Information Activities

## Press Events

- **Pothole Report**
  - September
- **Top 10 Congestion List**
  - October
- **Walk to School Day**
  - October





# Partnering with Local Agencies

## Public information toolkit for local agencies:

- Details of Prop 6 financial and performance impacts by local jurisdiction
- Talking points
- Powerpoint Template for Presentations to City Council meetings
- Local government resolution templates
- Videos
- Pothole report sample press release



# Questions and Comments