



METROPOLITAN
TRANSPORTATION
COMMISSION

Agenda Item 2

Bay Area Metro Center
375 Beale Street, Suite 800
San Francisco, CA 94105
415.778.6700
www.mtc.ca.gov

TO: Policy Advisory Council
Equity and Access Subcommittee

DATE: July 5, 2018

FR: Judis Santos, Programming and Allocations

RE: Cycle 5 Lifeline Transportation Program and Participatory Budgeting Pilot Update

The Subcommittee's agenda item on Cycle 5 Lifeline Transportation Program and Participatory Budgeting Pilot Update is attached as presented to this month's MTC Programming and Allocations Committee, which will meet on July 11, 2018. The item is being presented as an action item for the Commission's Programming and Allocations Committee. This subcommittee will receive an update at its meeting, also on July 11.

As noted in the attached materials, MTC has been involved in identifying transportation challenges for low-income residents and promoting solutions through various regional planning and policy initiatives for over a decade.

MTC staff will be at your July 11 meeting to provide an overview of the Cycle 5 Lifeline Transportation Program and to receive your input on participatory budgeting pilot objectives.

Attachment

J:\COMMITTEE\Policy Advisory Council\Subcommittees\Equity & Access Subcommittee\2018\07_2018-Jul\02i_Lifeline Transportation Program_CoverMemo.docx

Metropolitan Transportation Commission Programming and Allocations Committee

July 11, 2018

Agenda Item 2h

Resolution No. 4347

Subject: Cycle 5 Lifeline Transportation Program

Background: MTC's Lifeline Transportation Program funds projects that improve mobility for the region's low-income communities. The program is administered by the nine county congestion management agencies (CMAs), and in Santa Clara County via a joint arrangement between the CMA and the County. Today's item proposes programming of approximately \$22 million in Lifeline Transportation Program Cycle 5 funds.

Current Funding Cycle Overview

In January 2018, MTC adopted Resolution No. 4309, which established guidelines for Cycle 5 of the Lifeline Transportation Program. The target programming amount for Cycle 5 is \$22 million, which includes two years of funding (FY2016-17 to FY2017-18). The funding sources include approximately \$15 million in State Transit Assistance (STA) funds and \$7 million in Federal Transit Administration (FTA) Section 5307. Following this cycle, the Lifeline Program will be a part of the STA Consolidated Policy that provides Block Grant funding to the CMAs to distribute for eligible purposes, which can include Lifeline-type projects.

Project Selection Process

Following the release of the guidelines and fund estimate in January, the CMAs initiated their individual calls for project and project selection processes for the STA and FTA Section 5307 funds. Using the criteria from the MTC program guidelines, each county evaluated the project proposals they received, and obtained Board approval for their county projects. The counties' board-approved programs of projects were forwarded to MTC with the exception of Santa Clara County. Additionally, a portion of Marin County's program is being deferred and projects from Marin and Santa Clara Counties will be presented at a later date.

For the projects being considered this month, the CMAs have concurred with the proposed projects in their respective counties, and confirmed that they are consistent with the Lifeline Transportation Program and goals.

Recommended Program

The Cycle 5 Program includes 28 recommended projects totaling approximately \$16 million. The program includes a mix of transit operating and capital projects, and a number of shuttle or specialized transportation services that benefit low-income residents in the region. The recommended funding and projects are listed in Attachment A of MTC Resolution No. 4347 (attached). Attachment A summarizes the types of projects that are recommended to receive funding and the funding amounts.

- 76% Transit Operations
- 12% Transit Station Improvements
- 6% Other operations (Shuttles, taxis, shared ride, etc.)

Participatory Budgeting Pilot

A voluntary participatory budgeting (PB) process is being piloted in Cycle 5 with a reserve of \$1 million for projects identified through this PB process. PB processes are under development in San Francisco (Bayview Hunter's Point Community Based Transportation Plan (CBTP)) and Solano (Vallejo CBTP) counties. Based on the percentage of low-income residents in these two Communities of Concern areas, staff recommends dividing the \$1 million reserve 60% to San Francisco (\$600,000) and 40% to Solano (\$400,000). Once projects are selected through the PB process, staff will return to the Commission to amend the specific projects into the Cycle 5 Program.

Issues:

1) Unprogrammed Balances

a) Santa Clara County

The County of Santa Clara and Santa Clara Valley Transportation Authority (VTA) are currently working on finalizing the Cycle 5 project list. VTA staff anticipate approval of the program by both VTA's Board and the County Board of Supervisors in September. Staff will return to the Commission with Santa Clara County's projects at a later date.

b) Marin County

Staff is recommending programming \$200,000 in Lifeline funds to one capital project in Marin County this month. However, the other projects selected by the Transportation Authority of Marin (TAM) require either pass-through arrangements or fund exchanges that have not yet been finalized; therefore the programming of \$360,204 in STA funds is being deferred until the funding arrangement is resolved.

2) State Transit Assistance (STA) funds

Actual FY2017-18 STA revenues may be different than the revenue estimates used in the Lifeline program guidelines due to recent gas prices. The actual amount will not be known until after July 1, 2018. Sponsors may only claim up to 95 percent of each county's STA amount. Some counties have programmed 95 percent of their county's STA amount, and have developed a contingency plan for the remaining five percent should it be available. However, other counties have contingencies remaining to be programmed. This is reflected in Attachment A of Resolution No. 4347. If FY 2017-18 STA revenues come in even higher than originally estimated, MTC staff will return to the Commission to amend the Cycle 5 program.

3) FTA Grants and TIP

Projects are proposed to be amended into the 2017 TIP this month (see agenda item 2g), with federal approval anticipated in October. Thereafter, sponsors may begin the FTA process to access the funds through pre-award spend authority or submitting an FTA Grant.

Recommendation:

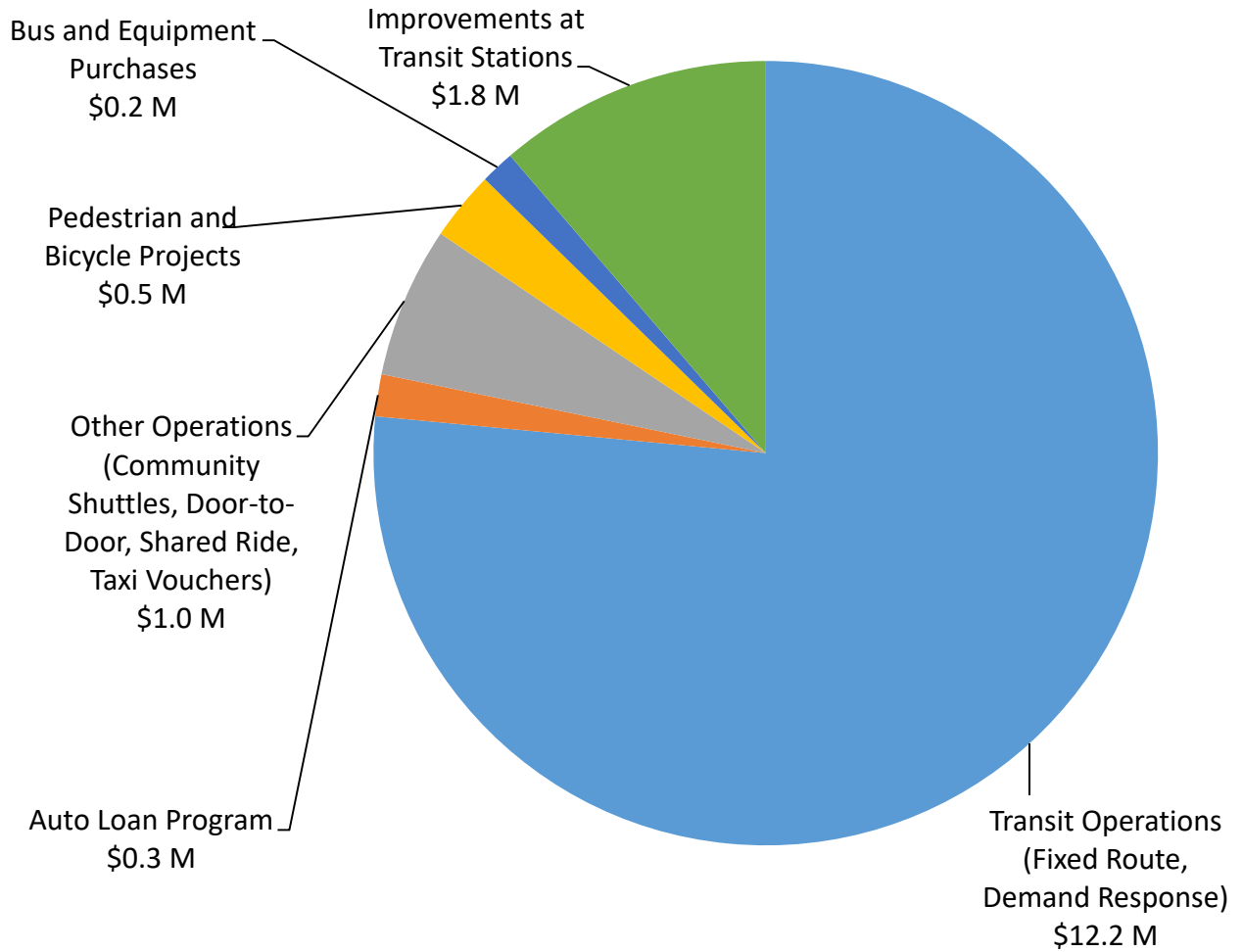
Refer MTC Resolution No. 4347 to the Commission for approval.

Attachments:

Attachment A – Recommended Cycle 5 Amounts by Project Type
MTC Resolution No. 4347
Presentation Slides

Attachment A

Recommended Cycle 5 (STA, 5307) Amounts by Project Type



* Does not include \$1,000,000 for Lifeline Cycle 5 Participatory Budgeting Pilot

Total = \$16.0 million*

Date: July 25, 2018
W.I.: 1311
Referred by: PAC

ABSTRACT

Resolution No. 4347

This resolution adopts the FY2016-17 through FY2017-18 Program of Projects for MTC's Cycle 5 Lifeline Transportation Program, funded with State Transit Assistance (STA) and FTA Section 5307 Urbanized Area funds.

The evaluation criteria established in Resolution No. 4309 were used by the local entities administering the program to develop the program of projects.

The following attachments are provided with this resolution:

Attachment A — Cycle 5 Lifeline Transportation Program of Projects -
FY2016 - 17 and FY2017-18

Further discussion of this action is contained in the Programming and Allocations Committee summary sheets dated July 11, 2018.

Date: July 25, 2018
W.I.: 1311
Referred by: PAC

RE: Cycle 5 Lifeline Transportation Program of Projects – FY2016-17 and FY2017-18

METROPOLITAN TRANSPORTATION COMMISSION
RESOLUTION NO. 4347

WHEREAS, the Metropolitan Transportation Commission (MTC) is the regional transportation planning agency for the San Francisco Bay Area pursuant to Government Code § 66500 et seq.; and

WHEREAS, MTC adopted Resolution No. 4309, which establishes program guidelines to be used for the funding and oversight of the Cycle 5 Lifeline Transportation Program, Fiscal Years 2016-17 and 2017-18; and

WHEREAS, MTC used the process and criteria set forth in Attachment A of Resolution No. 4309 to fund a Program of Projects for the Cycle 5 Lifeline Transportation Program with State Transit Assistance (STA) and Section 5307 Urbanized Area funds; and

WHEREAS, the Cycle 5 Lifeline Transportation Program of Projects is set forth in Attachment A of this resolution, attached hereto and incorporated herein as though set forth at length; now therefore be it

RESOLVED, that MTC approves the Program of Projects for the Cycle 5 Lifeline Transportation Program, as set forth in Attachment A of this resolution; and be it further

RESOLVED, that the Executive Director shall forward a copy of this resolution, and such other information as may be required, to the Governor, Caltrans, and to such other agencies as may be appropriate.

METROPOLITAN TRANSPORTATION COMMISSION

Jake Mackenzie, Chair

The above resolution was entered into by
the Metropolitan Transportation Commission
at a regular meeting of the Commission
held in San Francisco, California, on July 25, 2018.

Cycle 5 Lifeline Transportation Program of Projects (FY2016-17 and FY2017-18)

#	Project	Project Sponsor	Project Description				TOTAL Lifeline Funding	Notes
				STA (95%) ¹	STA (5% Conting.) ¹	5307		
Alameda County								
1	Preservation of Existing Services in Communities of Concern	AC Transit	The project aims to continue and improve transit service to several key Communities of Concern in the southern, central and northern portions of Alameda County. The routes (Route 20, 40, 51A, 51B, 72, 800, and 801) serve low-income communities that have been identified because of spatial gaps in service in the Community Based Transportation Plan (CBTP).	2,051,426	83,748	1,514,825	3,649,999	
2	Route 14 Operating Assistance	LAVTA	Wheels Route 14 provides service between the North Livermore Low Income Community and a variety of essential destinations including shopping, employment, healthcare, and direct regional rail connections via the Livermore Transit Center/ACE station and Dublin/Pleasanton BART station.	320,000			320,000	
3	Coliseum BART Elevator Renovation Project	BART	Renovation of two elevators at the Coliseum BART Station as part of Phase 1 for the Elevator Renovation Program. The project addresses the growing needs of aging equipment to provide safe, reliable, and operational elevators in an area servicing a community that is roughly 30% low-income.	720,000			720,000	
4	Operations Support for Route 2	Union City Transit	The Route 2 is the main east-west route in the area that connects the Union City Intermodal Station with job centers along the Whipple Road corridor, which includes a lot of manufacturing and distribution facilities. The route provides vital lifeline public transportation access for the Decoto neighborhood, an established Community of Concern in Union City.	182,512			182,512	

County Bid Target	3,273,938	83,748	1,514,825	
Proposed Programming	3,273,938	83,748	1,514,825	4,872,511
Unprogrammed Balance	-	-	-	-

Contra Costa County								
5	Preserve Operations in Central County Communities of Concern	County Connection (CCCTA)	Maintain existing services on routes in low income areas in Central Contra Costa County. The identified routes link low-income riders with employment centers, schools, retail and services.	752,666		14,057	766,723	
6	Pittsburg Bay Point Elevator Replacement	BART	Renovation of two elevators at the Pittsburg/Bay Point/Antioch BART Station as part of the Elevator Renovation Program. The project addresses the growing needs of aging equipment to provide safe, reliable, and operational elevators in an area servicing a Community of Concern.	-		954,259	954,259	
7	Preserve Operations in West County Communities of Concern	AC Transit	Maintain existing service on Lines 71, 76, 376, 800. These routes provide basic transportation services to AC Transit riders, 70 percent of whom are low income. All lines serve and/or are predominantly located in Communities of Concern. All lines presently provide service to employment, services, retail, schools, health care and coordination to BART stations. Funding this project would preserve existing headways and service span.	1,090,123			1,090,123	
8	Contra Costa College Connection: Increase Frequency on C3 Operations	WestCAT	Increase frequency on Route C3, which operates between Hercules Transit Center and Contra Costa College in San Pablo. The Lifeline funding under this grant would allow WestCAT to decrease headways from 60 minutes to 30 minutes. WestCAT estimates the increased service will increase low income ridership 35-40% or approximately 26,000 new low income passenger trips annually.	250,000			250,000	

County Bid Target	2,092,789	53,534	968,316	
Proposed Programming	2,092,789	-	968,316	3,061,105
Unprogrammed Balance	-	53,534	-	53,534

Cycle 5 Lifeline Transportation Program of Projects (FY2016-17 and FY2017-18)

#	Project	Project Sponsor	Project Description				TOTAL Lifeline Funding	Notes
				STA (95%) ¹	STA (5% Conting.) ¹	5307		
Marin County								
9	Bus Stop Improvements	Marin Transit	This project will fund bus stop improvements and real time transit information signs in the Canal neighborhood of San Rafael and additional real time transit information signs at high usage stops in the City of Novato.	24,545	1,292	174,163	200,000	

County Bid Target	376,412	9,629	174,163	560,204
Proposed Programming	24,545	1,292	174,163	200,000
Unprogrammed Balance	351,867	8,337	-	360,204

Napa County								
10	Imola Avenue/SR 29 Express Bus Improvement	Napa Valley Transportation Agency (NVTA)	Rehabilitation of the Park and Ride facility; and bicycle and pedestrian facilities on State Route 29 (SR-29) and Imola Avenue; northbound and southbound on/off ramps to serve Vine Transit express buses. Improvements will allow Vine Route 29, which provides service to the Vallejo Ferry Terminal and the El Cerrito del Norte BART station, to operate on the corridor.	295,846	7,567	150,398	453,811	

County Bid Target	295,846	7,567	150,398	
Proposed Programming	295,846	7,567	150,398	453,811
Unprogrammed Balance	-	-	-	-

San Francisco County								
11	Expanding and Continuing Late Night Transit Service to Communities in Need	SFMTA	SFMTA will provide new late night service on the L Owl line along the Embarcadero to Fisherman's Wharf and continue providing Owl service on key segments of the 44 O'Shaughnessy line, 48 Quintara/24th Street Muni lines. This service provides transit access from a Community of Concern to activity centers.	1,732,392	44,315	801,563	2,578,270	

County Bid Target	1,732,392	44,315	801,563	
Proposed Programming	1,732,392	44,315	801,563	2,578,270
Unprogrammed Balance	-	-	-	-

Cycle 5 Lifeline Transportation Program of Projects (FY2016-17 and FY2017-18)

#	Project	Project Sponsor	Project Description				TOTAL Lifeline Funding	Notes
				STA (95%) ¹	STA (5% Conting.) ¹	5307		
San Mateo County								
12	Daly City Bayshore Shuttle	City of Daly City (via SamTrans)	Provide a circulator shuttle service connecting the Bayshore neighborhood in Daly City with transit and important destinations in the western portion of Daly City. The shuttle is free for passengers and operates for 14 hours, Monday through Friday, providing 11 round trips.	300,000			300,000	
13	Operating Support for Expanded Route 17 Service	SamTrans	This project will continue funding the operation of existing Lifeline funded expanded fixed route service for SamTrans Route 17 on the Coastside of San Mateo County. The expanded service provides service to Montara, additional peak commute period service, Sunday service, and later evening hours 7 days a week.	338,312			338,312	
14	Operating Support for SamCoast Service	SamTrans	This project will continue funding the operation of SamCoast, a general public demand response system on the Coastside of San Mateo County centered in Pescadero.	203,220			203,220	
15	San Mateo County Transportation Assistance for Low-Income Residents	Human Services Agency (via SamTrans)	The Transportation Assistance Program (TAP) will provide fares for public transportation (such as bus tickets or tokens and possibly bus passes) to low-income families and individuals who are receiving homeless and safety net services from a network of countywide provider agencies. The transportation assistance will assist clients with their transportation needs related to Self-Sufficiency and Family Strengthening activities such as: employment search, employment workshops, job interviews, emergency and health related needs, family counseling, trips to referral agencies, trips to homeless shelters, and housing search.	200,000			200,000	
16	DriveForward Vehicle Loan Program, San Mateo County	Peninsula Family Services (via VTA)	The DriveForward Vehicle Loan Program provides low-interest auto loans to individuals who are unable to access affordably-priced consumer loan financing. The loans, coupled with financial education credit repair assistance, help address transportation barriers so that individuals can pursue efforts at self-sufficiency, including work, education, asset building, and job training.			275,000	275,000	
17	Menlo Park Crosstown Shuttle	City of Menlo Park (via SamTrans)	The Menlo Park Crosstown Shuttle is a proposed expansion to the current "Midday Shuttle" (M1-Menlo Midday and M2-BelleHaven routes), which has been providing the Belle Haven community and other neighborhoods with reliable local transit since 1998. The shuttle primarily serves the low-income community by providing all-day access to essential destinations not otherwise available.	150,000			150,000	
18	Fixed Route 280	SamTrans	Route 280 provides vital connections which serve Communities of Concern between East Palo Alto, the Stanford Shopping Center, and the Palo Alto Caltrain Station. Route 280 provides residents of East Palo Alto access to public transit options for completing work trips without the use of an automobile.			276,311	276,311	

County Bid Target	1,191,532	30,480	551,311	
Proposed Programming	1,191,532	-	551,311	1,742,843
Unprogrammed Balance	-	30,480	-	30,480

Santa Clara County								
			(2) Santa Clara projects are pending Board and Board of Supervisors approval.					

County Bid Target	3,191,108	81,630	1,581,482	
Proposed Programming	-	-	-	-
Unprogrammed Balance	3,191,108	81,630	1,581,482	4,854,220

Cycle 5 Lifeline Transportation Program of Projects (FY2016-17 and FY2017-18)

#	Project	Project Sponsor	Project Description				TOTAL Lifeline Funding	Notes
				STA (95%) ¹	STA (5% Conting.) ¹	5307		
Solano County								
19	Reduced Fare Local Taxi Program	Fairfield and Suisun Transit	The reduced fare Taxi Program provides a subsidized taxi for seniors or people with disability residing in Fairfield or Suisun City.	141,836			141,836	
20	SolTrans Route 1 - Maintain Lifeline Fixed Route Service	SolTrans	The funding request is for SolTrans fixed route 1 which services the communities of concern in Vallejo.	600,000			600,000	
21	Solano County Intercity Taxi Scrip Program	Solano Transportation Authority	The Intercity Taxi Card Program provides a subsidized taxi for seniors or people with disability residing in Solano County.	200,000			200,000	
22	SolanoExpress Blue Line Expanded Service (Fairfield)	Fairfield and Suisun Transit	The project will help fund expanded service for the new Solano Express Blue line which services several communities of concern between Pleasant Hill Bart and Downtown Sacramento.			236,460	236,460	
23	SolanoExpress Blue Line Expanded Service (Vacaville)	Fairfield and Suisun Transit	The project will help fund expanded service for the new Solano Express Blue line which services several communities of concern between Pleasant Hill Bart and Downtown Sacramento.			102,657	102,657	
24	SolTrans Route 2 - Maintain Lifeline Fixed Route Service (Vallejo)	Fairfield and Suisun Transit	The funding request is for SolTrans Fixed Route 2 which services the communities of concern in Vallejo.			300,929	300,929	

County Bid Target	941,836	24,093	640,046	
Proposed Programming	941,836	-	640,046	1,581,882
Unprogrammed Balance	-	24,093	-	24,093

Sonoma County								
25	Petaluma Transit Weekend Service	Petaluma Transit	Project will support continued fixed route bus service on Saturday and Sunday for one year, in order to meet the needs of riders who have employment and other weekend travel needs.	132,107		51,053	183,160	
26	Lifeline Route Operations	Santa Rosa CityBus	Project will support continued operations of Santa Rosa CityBus Lifeline routes serving the Roseland Community of Concern in the City of Santa Rosa.	383,261		148,112	531,373	
27	CNG Bus Purchase	Sonoma County Transit	Project will assist with the purchase of one compressed natural gas (CNG) transit coach. The new CNG buses would be deployed on routes primarily serving the Healdsburg, Lower Russian River and Sonoma-Springs CBTP areas. The timely replacement of Sonoma County Transit's CNG buses ensures comfortable and reliable public transit service throughout the fixed-route system.			223,995	223,995	
28	Feeder Bus Service in Healdsburg, Lower Russian River and Sonoma-Springs Areas	Sonoma County Transit	Project will continue peak commute feeder bus service on routes providing service within the Healdsburg, Lower Russian River and Sonoma – Springs CBTP areas. SCT routes 52, 53, 54, and 56 provide feeder bus connections to SMART's passenger rail service and enhanced peak commute service between various outlying low-income areas and where the majority of jobs and services are located within the cities of Santa Rosa and Petaluma.	579,621			579,621	

County Bid Target	1,094,989	28,010	423,160	1,546,159
Proposed Programming	1,094,989	-	423,160	1,518,149
Unprogrammed Balance	-	28,010	-	28,010

Cycle 5 Lifeline Transportation Program of Projects (FY2016-17 and FY2017-18)

#	Project	Project Sponsor	Project Description				TOTAL Lifeline Funding	Notes
				STA (95%) ¹	STA (5% Conting.) ¹	5307		
Multi-County & Regional Projects ³								
29	Participatory Budget Pilot Reserve - San Francisco Bayview Hunter's Point Community Based Transportation Plan	TBD	Reserve funds for Participation Budgeting pilot projects that are recommended through SFMTA's Bayview Hunter's Point Community Based Transportation Plan and PB Pilot program.	600,000			600,000	
30	Participatory Budget Pilot Reserve - City of Vallejo Community Based Transportation Plan	TBD	Reserve funds for Participation Budgeting pilot projects that are recommended through Solano Transportation Authority's City of Vallejo Community Based Transportation Plan and PB Pilot program.	400,000			400,000	
Multi-County & Regional Target				1,000,000		-		
Proposed Programming				1,000,000		-	1,000,000	
Unprogrammed Balance				-		-	-	
Regional Grand Totals								
Lifeline Program Revenue Sources				15,190,842	363,006	6,805,264	22,359,112	
Total Proposed Programming				11,647,867	136,922	5,223,782	17,008,571	
Unprogrammed Balance				3,542,975	226,084	1,581,482	5,350,541	

- Notes**
- (1) Because the FY 18 actual STA amounts will be confirmed by the State Controller after July 2018, only 95 percent of each county's STA amount will be available to be claimed by project sponsors until further notice. The County Lifeline Program Administrators programmed 95 percent of their county's STA amount, and then developed a contingency plan for the remaining five percent should it be available. Some agencies have contingencies unprogrammed.
- (2) Santa Clara County projects are pending Santa Clara Valley Transportation Authority Board and County Board of Supervisors approval.
- (3) Funds are being reserved for each PB Pilot program as listed. Specific projects will be amended and add into this Cycle 5 program, once projects have been recommended through the PB Pilot program process.

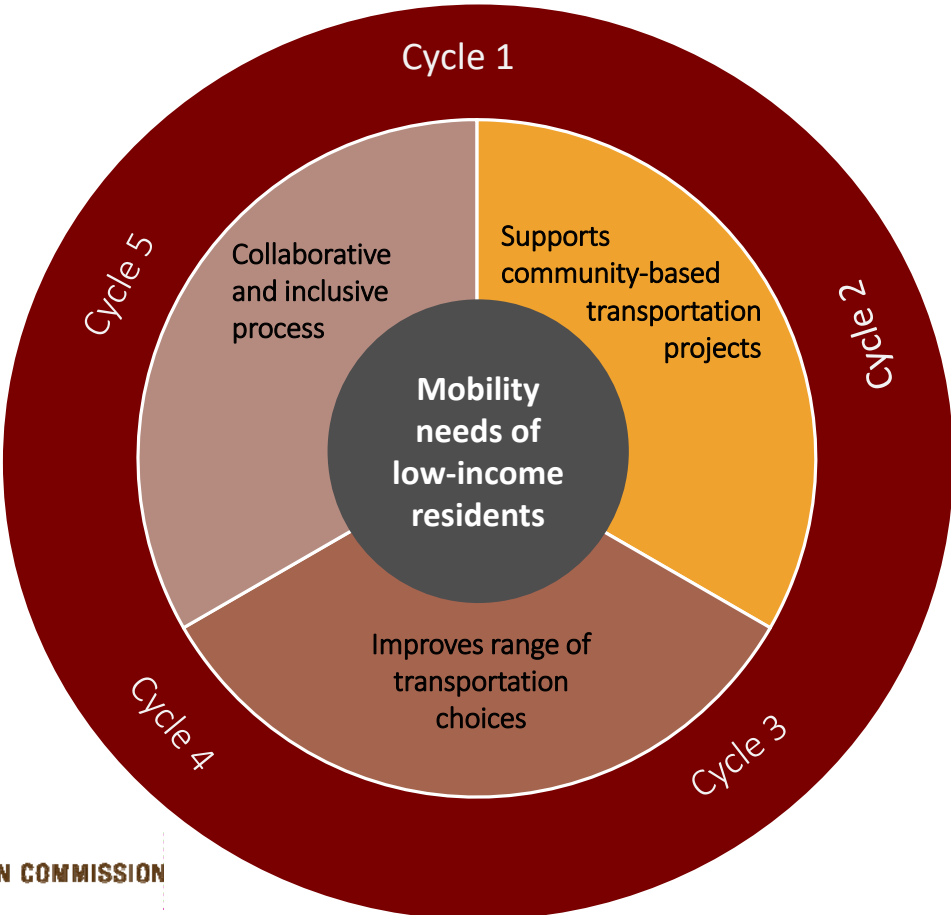


Cycle 5 - Lifeline Transportation Program

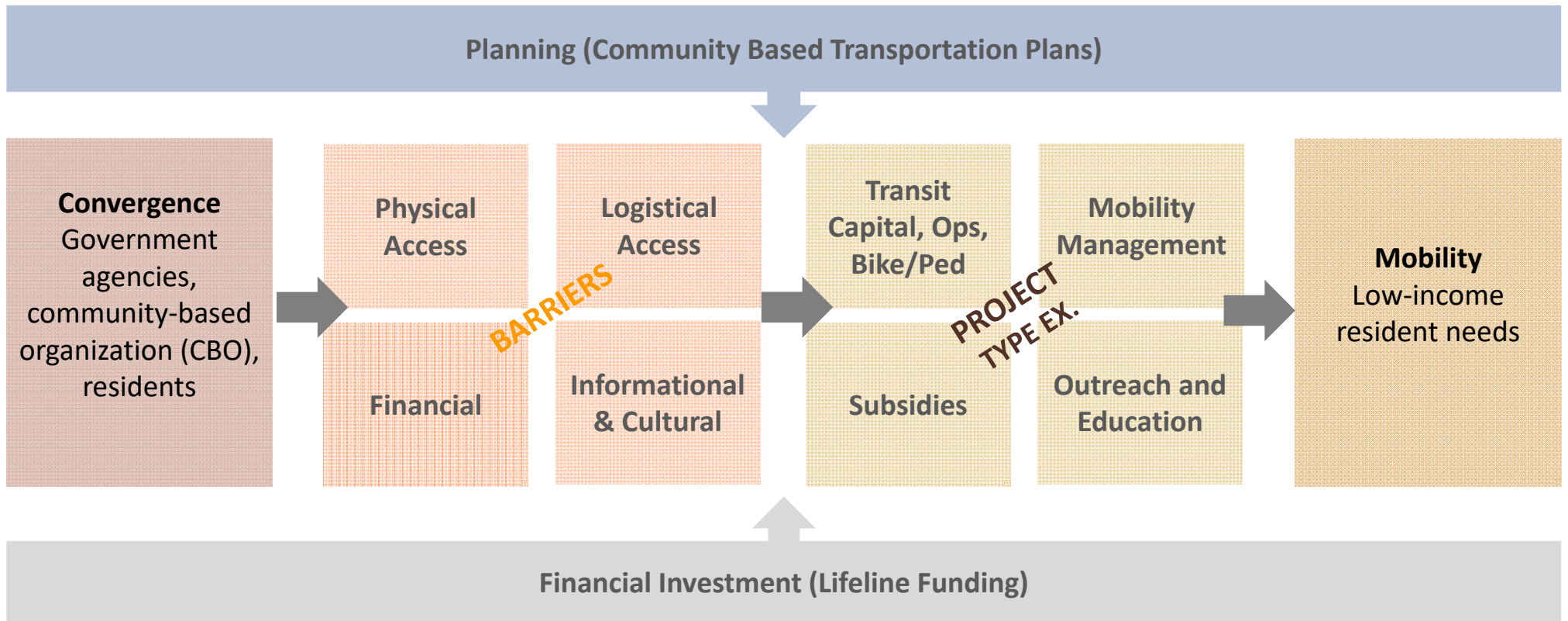
Programming and Allocations Committee
July 11, 2018



Lifeline Transportation Program Goals



Framework



Program Objectives

1. Collaborative and inclusive
2. Improves range of transportation choices
3. Supports Community Based Transportation Plans
4. Cycle 5 includes \$1M set-aside for participatory budgeting pilots

Distribution

County	Cycle 5 (2 Years) \$22.4 M
Alameda	\$4.9 M
Contra Costa	\$3.1 M
Marin	\$560 K
Napa	\$453 K
San Francisco	\$2.6 M
San Mateo	\$1.8 M
Santa Clara	\$4.9 M
Solano	\$1.6 M
Sonoma	\$1.5 M

Process for County Programs

MTC approves program guidelines	January 2018
CMAAs conduct calls for projects (county policies, outreach, project selection)	Spring 2018
CMAAs submit Program of Projects for CMA Board approval and concurrence	Spring 2018
MTC Commission considers County Program recommendations	Summer 2018
Funding available to projects	State funds – Summer 2018 Federal – October 2018

Local Priorities - Types of Projects

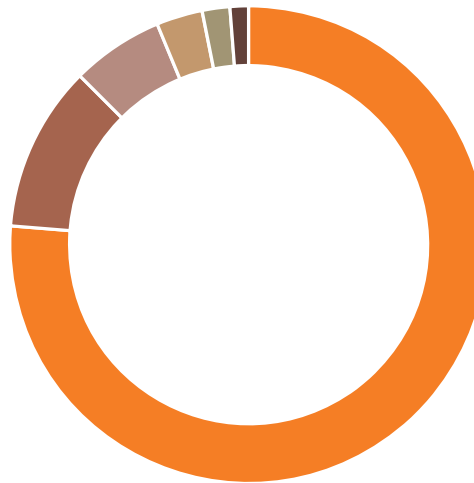
Cycles 1-4

Cycle 5

- Transit Operations
- Improvements at Transit Stations
- Community Shuttles, Door-to-Door, Taxi Vouchers
- Pedestrian/Bicycle
- Auto Based/Loan Program
- Bus and Equipment



\$255 Million Total
285 Projects



\$16 Million Total
28 Projects

Trends – Cycle 5

- Majority of projects are fixed route transit service in Communities of Concern
- Other projects include community shuttles, reduced fare taxi, BART elevator replacement and a vehicle loan program
- Does not include Santa Clara County, unprogrammed Marin County and Participatory Budgeting Pilot projects

Participatory Budgeting (PB) Pilot

Voluntary pilot with \$1M set-aside for projects identified through the PB process

- 2 Counties volunteered
- In process, expected to be complete by December 2019
- \$1 Million split
 - \$600,000 SF
 - \$400,000 Solano
- Program White Paper in 2020

Design the Process

Brainstorm Ideas

Develop Proposals

Cast a Vote

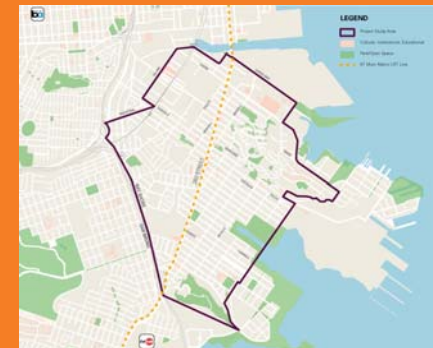
Fund Winning Projects

Participating CMAAs

Solano Transportation Authority
Vallejo Community Based Transportation Plan



San Francisco County Transportation Authority/
San Francisco MTA
Bayview Community Based Transportation Plan



Objectives

1. Community Priorities – Funded investments reflect community priorities
2. Mobility Impact – Projects identified have a positive impact on mobility and reach; Projects improve the range of transportation choices
3. Inclusivity – Improved representation of the community, outreach strategies are accessible and understandable, focus on under-served/low-income residents
4. Community Capacity – Community residents and participants learned about existing conditions, mobility options, how projects get funded and working with government

Recommendation

Recommend that the Programming and Allocations Committee refer MTC Resolution No. 4347 to the Commission for approval.