

**Metropolitan Transportation Commission
Programming and Allocations Committee**

June 13, 2018

Agenda Item 2e

MTC Resolution Nos. 4169, Revised, 4262, Revised, 4263, Revised, and 4272, Revised

Subject: Revisions to the FY2016-17 through FY2019-20 Transit Capital Priorities Program, AB 664 Net Bridge Toll Revenues program and allocations, and BATA Project Savings allocations for FY2017-18 to reflect final FY2017-18 FTA apportionments and transfers of funding between projects.

Background: MTC is responsible for programming the region's Federal Transit Administration (FTA) Urbanized Area Formula (Section 5307), State of Good Repair (Section 5337) and Bus & Bus Facilities (Section 5339) funds, as well as One Bay Area Grant (OBAG) Cycle 2 Transit Capital Rehabilitation funds. MTC programs these funds to eligible transit operators to support capital replacement and rehabilitation projects, preventive maintenance, and operating costs through the Transit Capital Priorities (TCP) program.

This item proposes revisions to the preliminary FY2016-17 through FY2019-20 TCP program adopted by the Commission in July 2017 in order to reconcile the program with final FY2017-18 FTA apportionment amounts for the region's 12 urbanized areas (UZAs) and to make other minor adjustments to the program.

The regional apportionments for the Section 5307, 5337 and 5339 programs, which were released in May, totaled approximately \$481 million. This is approximately \$45 million above the projections used to develop the preliminary program, due to the additional transit funding included in the Federal FY2017-18 Omnibus Appropriations.

Approximately \$37 million of the increase was in the large UZAs of San Francisco-Oakland, Concord, and Antioch, our most heavily subscribed UZAs, and those for which we are proposing financing. In the preliminary program, Caltrain was proposed to receive approximately \$120 million in financing proceeds for their new electric railcars being procured as part of the Peninsula Corridor Electrification Program. As a result of the FY2018 increase in funding, staff is proposing to use the majority of these additional funds - \$36 million - to reduce the financing proceeds needed for Caltrain and replace them with Section 5307 funds. Additionally, another \$13 million of San Jose UZA funds that are not needed for high-scoring VTA projects are proposed to be programmed for Caltrain railcars. These funds are part of the overall commitment to the EMU project, and are being accelerated from future years. Another \$15 million of Section 5307 funds were programmed to the EMU program, due to the award of a ferry discretionary grant (discussed further below) and other technical revisions to the programming. Approximately \$1 million will also be added to the BART Railcar procurement programming, slightly reducing the need for financing for that project. This strategy, as opposed to using these one-time funds for other projects, will reduce the region's debt liabilities from financing through FY2034-35.

Balancing the FY2017-18 TCP program to account for the other differences in final apportionments from the projections requires only minor revisions, including:

- Transferring costs between the UZAs and programs to keep the total amounts received by the operators at the same level, where possible;
- Increasing programming amounts in urbanized areas that received more apportionments than had been projected, primarily in the small UZAs.

This item also proposes other minor revisions to the program as requested by operators, and that are consistent with the regional TCP programming policy, summarized on the following page:

- AC Transit: Reprogram approximately \$13 million in FY2016-17 from a 60-ft Articulated Bus replacement and \$8 million in FY2017-18 from the Double Decker Bus procurement to a 45-ft Over-the-Road Coach procurement;
- ACE: Reprogram ADA Set-Aside in all four years to Railcar Midlife Overhaul;
- Caltrain: Reprogram ADA Set-Aside in FY2017-18 through FY2019-20 from Revenue Vehicle Rehabilitation to a Ticket Vending Machine Rehabilitation and Clipper® Functionality Project;
- LAVTA: Add a new project to the program – Hybrid Bus Battery Pack Replacement – with programming of \$800,000 of FY2017-18 and FY2018-19 FTA Section 5307 and 5339 funds from the Livermore UZA;
- SolTrans: Reprogram \$560,000 of FY2016-17 Section 5307 funds from Data Management Technology Enhancements (\$320,000) and Facilities and Amenities Improvements (\$240,000) to Operating Assistance;
- VTA: Reprogram approximately \$4 million of Section 5337 funds to Rail Rehabilitation and Replacement and \$5 million of 5337 funds to Overhead Catenary System Rehabilitation from Roadway Protection System for Light Rail (\$1.5 million) and Light Rail Crossovers and Switches (\$8 million) in FY2017-18. Reprogram approximately \$22 million of Section 5337 funds to Rail Replacement and Rehabilitation from Overhead Catenary System Rehabilitation (\$5.5 million) and Light Rail Crossovers and Switches (\$16 million) in FY2018-19; and
- WETA: Defer \$5 million of fixed guideway funding to beyond FY2019-20 due to award of a Ferry Discretionary funding grant by the US DOT.

Additionally, AB 664 Net Bridge Toll Revenues are programmed annually to eligible transit operators to help meet the local match requirement for federal funds programmed through the TCP program. AB 664 funds are programmed in accordance with MTC Resolution No. 4015, generally in proportion to each operator's share of federal funds in the TCP program. AB 664 funds for projects included in the Core Capacity Challenge Grant Program (MTC Resolution 4123, Revised) are programmed separately based on the cash flow needs of the projects.

The initial FY2017-18 AB 664 program, which was adopted by the Commission in March 2017, included funds for Core Capacity Projects for AC Transit and SFMTA only. Therefore, this item also proposes to program the remaining \$2.3 million of FY2017-18 AB 664 funds to other operators based on the final TCP program.

Finally, this item also proposed to allocate approximately \$41 million of AB 664 Net Bridge Toll Revenues and \$37 million of BATA Project Savings funds (also bridge tolls) to SFMTA, for a total allocation of \$78 million. When the FY2016-17 through FY2019-20 TCP Program was first adopted in March 2017, staff proposed shifting approximately \$69 million of AB 664 Net Bridge Toll Revenue funds and \$83 million of BATA Project Savings funds (a total of \$152 million) from BART to SFMTA as part of a larger plan to use the the proceeds of a proposed financing for the BART Railcar Procurement project and to advance the SFMTA bus project. At that time, those funds were programmed to SFMTA, but were held contingent on finalizing the details of financing. Recently, SFMTA staff requested that \$78 million of the \$152 million of bridge tolls programmed be allocated at this time to meet the cashflow needs of their 40-ft and 60-ft motor coach procurement that is currently in delivery. The balance of the shifted funds - \$74 million –

would remain unallocated and contingent on financing being finalized. Staff is recommending this allocation at this time to allow SFMTA to meet their cashflow needs and with the understanding that the FTA financing is closer to being finalized.

- Issues:** TCP program still assumes approximately \$1 billion in financing proceeds will be needed for the BART Car project, starting in FY2019.
- Recommendation:** Refer Resolution Nos. 4169, Revised, 4262, Revised, 4263, Revised, and 4272, Revised, to the Commission for approval.
- Attachments:** MTC Resolution No. 4169, Revised 4262, Revised; MTC Resolution No. 4263, Revised; MTC Resolution No. 4272, Revised

Date: January 28, 2015
W.I.: 1511
Referred by: PAC
Revised: 09/23/15-C 01/27/16-C
12/21/16-C 03/22/17-C
12/20/17-C 06/27/18-C

ABSTRACT

Resolution No. 4169, Revised

This resolution establishes the program of projects for BATA Project Savings and allocates these funds to eligible projects.

The following attachment is provided with this resolution:

Attachment A – Program of Projects

Attachment B – Allocations

This resolution was revised on September 23, 2015 to update the conditions associated with the programming of \$84 million of BATA project savings to SFMTA's Light Rail Vehicle purchase (LRV) project, in order to reflect the updated amount of AB 664 funds programmed to the project.

This resolution was revised on January 27, 2016 to program and allocate \$24,922,916 in BATA Project Savings towards AC Transit's Fleet Replacement consistent with the Core Capacity Challenge Grant Program funding plan.

This resolution was revised on December 21, 2016 to de-program \$23,014,657 in BATA Project Savings funds from SFMTA's LRV project due to receipt of TIRCP funding of the same amount in FY2015-16 and update the conditions associated with the programming to reflect the updated amount of AB 664 and BATA Project Savings funds programmed to the project.

This resolution was revised on March 22, 2017 to program and allocate \$5,248,522 in BATA Project Savings funds to AC Transit and program \$23,040,236 and allocate \$4,649,495 in BATA Project Savings funds to SFMTA towards their Fleet Replacement projects.

This resolution was revised on December 20, 2017 program and allocate \$20,167,986 in BATA Project Savings funds to AC Transit and program \$83,921,695 and allocate \$8,091,805 in BATA Project Savings funds to SFMTA toward their Fleet Replacement projects.

ABSTRACT

MTC Resolution No. 4169, Revised

Page 2

This resolution was revised on June 27, 2018 to allocate \$37,270,041 in BATA Project Savings funds to SFMTA toward their Fleet Replacement projects, consistent with the commitments of the Core Capacity Challenge Grant Program, and de-program \$26,867,000 in BATA Project Savings funds from SFMTA's LRV project due to receipt of TIRCP funding of the same amount in FY2017-18 and update the conditions associated with the programming to reflect the updated amount of BATA Project Savings funds programmed to the project.

Further discussion of this action is contained in the MTC Programming and Allocations Committee summary sheet dated January 14, 2015, September 9, 2015, January 13, 2016, December 14, 2016, March 8, 2017, December 13, 2017, and June 13, 2018.

Date: January 28, 2015
W.I.: 1511
Referred by: PAC

RE: Programming and allocation of BATA Project Savings

METROPOLITAN TRANSPORTATION COMMISSION
RESOLUTION NO. 4169

WHEREAS, the Metropolitan Transportation Commission (MTC) is the regional transportation planning agency for the San Francisco Bay Area pursuant to Government Code Section 66500 *et seq.*; and

WHEREAS, Streets and Highways Code Sections 30950 *et seq.* created the Bay Area Toll Authority (“BATA”) which is a public instrumentality governed by the same board as that governing MTC; and

WHEREAS, pursuant to Streets and Highways Code (SHC) Section 31010(b), funds generated in excess of those needed to meet the toll commitments as specified by paragraph (4) of subdivision (b) of Section 188.5 of the SHC shall be available to BATA for funding projects consistent with SHC Sections 30913 and 30914; and

WHEREAS, the BATA Project Savings are bridge toll funds made available from project and financing savings on BATA’s Regional Measure 1 and Toll Bridge Seismic Retrofit programs; and

WHEREAS, MTC adopted Resolution No. 4123, Revised, which established an investment plan for MTC’s Transit Core Capacity Challenge Grant Program that targets federal, state, and regional funds to high-priority transit capital projects between FY2014-15 and FY2029-30, and as part of this investment plan, BATA Project Savings were assigned to certain projects; and

WHEREAS, BATA staff has determined that the Transit Core Capacity Challenge Grant Program is a bridge improvement project that improves the operations of the state-owned toll bridges; and

WHEREAS, BATA has adopted BATA Resolution No. 111, Revised, to amend the BATA budget to include the Transit Core Capacity Challenge Grant Program; and

WHEREAS, BATA has adopted BATA Resolution No. 72, Revised, to amend the BATA Long Range Plan to include the Transit Core Capacity Challenge Grant Program; now, therefore, be it

RESOLVED, that MTC approves the program of projects for BATA Project Savings, for the purposes, and subject to the conditions listed on Attachment A to this resolution, attached hereto and incorporated herein as though set forth at length; and, be it further

RESOLVED, that MTC approves the allocation and reimbursement of BATA Project Savings in accordance with the amount, conditions and reimbursement schedule for the phase, and activities as set forth in Attachment B; and, be it further

RESOLVED, that should the allocation of BATA Project Savings be conditioned on the execution of a funding agreement, that the Executive Director or his designee is authorized to negotiate and enter into a funding agreement with claimant that includes the provisions contained in Attachment A and B.

METROPOLITAN TRANSPORTATION COMMISSION

A handwritten signature in blue ink, appearing to read "Amy Rein Worth", is written over a horizontal line.

Amy Rein Worth, Chair

The above resolution was entered into by the Metropolitan Transportation Commission at a regular meeting of the Commission held in Oakland, California, on January 28, 2015.

PROGRAM OF BATA PROJECT SAVINGS FUND PROJECTS

FY2014-15 Program of Projects

Operator	Project	Amount	Conditions
SFMTA	Fleet Expansion - LRV Purchase	34,118,343	<p>a. SFMTA is required to provide \$57 million in their local funds, which could include SFMTA Revenue Bonds, development impact fees and other non-federal sources towards, the cost of the LRV purchase.</p> <p>b. The regional programming will serve as a back-stop for Cap and Trade (C&T) funds. SFMTA will make good faith efforts to obtain a Letter of No Prejudice or other commitment from the California State Transportation Agency to maintain eligibility of the LRVs for the C&T Transit and Intercity Rail program, and to pursue C&T funding for the LRVs when C&T funding is made available.</p> <p>c. If C&T funds are secured for the expansion LRVs, the \$34 million of BATA project savings will be restored to SFMTA's LRV replacement project in accordance with the Core Capacity Challenge Grant Program commitment.</p> <p>d. If C&T funds are not secured for the expansion LRVs, SFMTA will replace the \$34 million of BATA project savings for SFMTA's LRV replacement project with local funds.</p> <p>e. If C&T funds are not secured for the expansion LRVs, SFMTA agrees to develop an agreement with MTC on the terms of the replacement funding for the LRV replacement projects.</p> <p>MTC reserves the right to withhold allocation of the AB 664 and BATA project savings funds if these conditions are not met.</p>
Total FY2014-15 Programming:		34,118,343	

FY2015-16 Program of Projects

Operator	Project	Amount	Conditions
AC Transit Projects	Replace 29 40-ft Artic Urban buses Purchase 10 40-ft urban buses - Zero-Emission Fuel C Purchase 10 double-decker diesel buses		
	<i>Total AC Transit Programming</i>	24,922,916	
Total FY2015-16 Programming:		24,922,916	

FY2016-17 Program of Projects

Operator	Project	Amount	Conditions
AC Transit Projects	Purchase 19 60-ft Artic Urban buses		
	<i>Total AC Transit Programming</i>	5,248,522	
SFMTA Projects	Replacement of 60' Trolley Coaches		
	<i>Total SFMTA Programming</i>	12,967,639	
Total FY2016-17 Programming:		18,216,161	

FY2017-18 Program of Projects

Operator	Project	Amount	Conditions
AC Transit Projects	Purchase (59) 40-ft Urban Buses - Diesel		
	<i>Total AC Transit Programming</i>	16,560,759	
SFMTA Projects	Replacement of 40-ft Trolley Coaches Replacement of 60-ft Motor Coaches Replacement of 30-ft Motor Coaches		This programming action is conditioned on Commission approval and execution of final terms of financing, allowing for approximately \$46 million of BATA project savings to be reprogrammed from BART to SFMTA and replaced with proceeds of financing. Should financing not be completed, \$46 million would be reprogrammed back to BART.
	<i>Total SFMTA Programming</i>	79,638,569	
Total FY2017-18 Programming:		96,199,328	

Date: #####
W.I.: 1511
Referred by: PAC
Revised: 09/23/15-C 01/27/16-C
12/21/16-C 03/22/17-C
12/20/17-C 06/27/18-C

Attachment A
Resolution No. 4169
Page 2 of 2

PROGRAM OF BATA PROJECT SAVINGS FUND PROJECTS

FY2018-19 Program of Projects

Operator	Project	Amount	Conditions
AC Transit Projects			
	Replace (24) 60-ft Urban Buses - Hybrid		
	Total AC Transit Programming	2,321,181	
SFMTA Projects			
	40-ft Motor Coach Midlife Overhaul		
	Replace 35 Paratransit Cutaway Vans		
	Total SFMTA Programming	2,452,440	
Total FY2018-19 Programming:		4,773,621	

FY2019-20 Program of Projects

Operator	Project	Amount	Conditions
AC Transit Projects			
	Replace (27) 40-ft Urban Buses - Hybrid		
	Total AC Transit Programming	1,286,046	
SFMTA Projects			
	Muni Rail Replacment		
	40-ft Motor Coach Midlife Overhaul		
	Total SFMTA Programming	1,830,686	
Total FY2019-20 Programming:		3,116,732	

Date: #####
W.I.: 1511
Referred by: PAC
Revised: 01/27/16-C
03/22/17-C
12/20/17-C
06/27/18-C

Attachment B
Resolution No. 4169
Page 1 of 1

ALLOCATIONS TO BATA PROJECT SAVINGS FUNDED PROJECTS

Operator	Project	Date	Amount	Allocation No.	Notes
AC Transit	Projects Listed on Attachment A	1/27/2016	24,922,916	16-4169-01	See Notes below
AC Transit	Projects Listed on Attachment A	3/22/2017	5,248,522	17-4169-01	See Notes below
SFMTA	Projects Listed on Attachment A	3/22/2017	4,649,495	17-4169-02	See Notes below
AC Transit	Projects Listed on Attachment A	#####	16,560,759	18-4169-01	See Notes below
SFMTA	Projects Listed on Attachment A	#####	4,956,713	18-4169-02	See Notes below
SFMTA	Projects Listed on Attachment A	6/27/2018	37,270,041	18-4169-03	See Notes below
Total Allocations:			93,608,446		

Notes:

- ¹ Acceptance of allocations requires operator agreement to comply with the provisions of the AB 664 Net Bridge Toll Revenues section of MTC Resolution No. 4015 and that any BATA Project Savings funds received shall be subject to MTC Resolution No. 4015, unless otherwise agreed to herein.

Date: March 22, 2017
W.I.: 1514
Referred by: PAC
Revised: 04/26/17-C 07/26/17-C
12/20/17-C 06/27/18-C

ABSTRACT

Resolution No. 4262, Revised

This resolution establishes the AB 664 Net Bridge Toll Revenues program of projects for FY2016-17 through FY2019-20. The initial program consists of funds programmed to SFMTA and AC Transit towards their fleet replacement projects in FY2016-17 consistent with the Transit Capital Priorities Program, and reprogramming of FY2012-13 AB 664 funds for BART, SFMTA, and WETA that had lapsed due to unforeseen project delays. This resolution will be amended to add the remainder of FY2016-17 programming and attachments for FY2017-18 through FY2019-20 AB 664 program in conjunction with final revisions to the FY2016-17 through FY2019-20 Transit Capital Priorities program.

The following attachments are provided with this resolution:

- Attachment A – Program of AB 664 Net Bridge Toll Revenue Projects FY2016-17
- Attachment B – Program of AB 664 Net Bridge Toll Revenue Projects FY2017-18
- Attachment C – Program of AB 664 Net Bridge Toll Revenue Projects FY2018-19
- Attachment D – Program of AB 664 Net Bridge Toll Revenue Projects FY2019-20

Attachment A of this resolution was revised on April 26, 2017 to reprogram FY2012-13 AB 664 Bridge Toll funds for AC Transit that had lapsed due to unforeseen project delays.

Attachment A of this resolution was revised on July 26, 2017 to program the remainder of the FY2016-17 AB 664 Bridge Toll funds based on the final revisions to the FY2016-17 Transit Capital Priorities program.

Attachments B through D of this resolution were revised on December 20, 2017 to program AB 664 Bridge Tolls funds to AC Transit, BART, and SFMTA in FY2017-18 through FY2019-20 consistent with the Transit Capital Priorities Program and commitments of the Core Capacity

Challenge Grant Program, and to reprogram FY2013-14 funds for AC Transit, SFMTA, and WestCAT that had lapsed due to unforeseen project delays.

Attachments A and B of this resolution were revised on June 27, 2018 to program the remainder of the FY2017-18 AB 664 Bridge Toll funds based on the final revisions to the FY2017-18 Transit Capital Priorities program and make other minor revisions to the FY2016-17 program.

Further discussion of the AB 664 program of projects is contained in the Programming and Allocations Committee summary sheets dated March 8, 2017, April 12, 2017, July 12, 2017, December 13, 2017, and June 13, 2018.

Date: March 22, 2017
W.I.: 1514
Referred by: PAC

RE: Programming of AB 664 Net Bridge Toll Revenues in FY 2016-17 through FY 2019-20

METROPOLITAN TRANSPORTATION COMMISSION
RESOLUTION NO. 4262

WHEREAS, the Metropolitan Transportation Commission (MTC) is the regional transportation planning agency for the San Francisco Bay Area pursuant to Government Code Section 66500 et seq., and

WHEREAS, pursuant to Streets and Highways Code § 30892, after deduction for MTC's administrative costs, MTC shall allocate toll bridge net revenues to public entities operating public transportation systems to achieve MTC's capital planning objectives in the vicinity of toll bridges as set forth in its adopted Regional Transportation Plan (RTP) ("Net Revenues"); and


WHEREAS, pursuant to Streets and Highways Code § 30894, MTC has adopted MTC Resolution No. 4015, which sets forth MTC's Bridge Toll Revenue Allocation Policy; and

WHEREAS, MTC has adopted a transit capital priorities program which set forth the priorities for funding transit capital projects in the Transportation Improvement Program (TIP); and

WHEREAS, "claimants" certify that their respective projects programmed in the TIP are in conformance with MTC's Regional Transportation Plan, with the requirements of the California Environmental Quality Act (Public Resources Code § 2100 et seq.) and the State EIR Guidelines (14 Cal. Admin. Code § 15000 et seq.); now therefore, be it

RESOLVED, that MTC approves the FY2016-17 through FY2019-20 programming of AB 664 Net Bridge Toll Revenues to the claimants, in the amounts, for the purposes, and subject to the conditions listed on Attachments A-D to this resolution, attached hereto and incorporated herein as though set forth at length.

METROPOLITAN TRANSPORTATION COMMISSION



Jake Mackenzie, Chair

The above resolution was entered into by the
Metropolitan Transportation Commission
at a regular meeting of the Commission held in
San Francisco, California on March 22, 2017.

Date: March 22, 2017
W.I.: 1514
Referred by: PAC
Revised: 04/26/17-C
07/26/17-C
06/27/18-C

Attachment A
Resolution No. 4262
Page 1 of 3

FY2016-17 Program				
			East Bay	West Bay
	Revenue		3,184,460	22,700,000
	Previous Year Carry-Over (if any)			
	Expirations and Rescissions		6,774,769	1,792,280
	Total Funds Available		9,959,229	24,492,280
Sponsor	Eligible Capital Projects	Fund Source		
Current Year Programming				
AC Transit Non-Core Capacity Projects				
AC Transit	CAD/AVL	§ 5307		
AC Transit	Radio communication system	§ 5307		
AC Transit	Paratransit Van Leasing	§ 5307		
AC Transit	(51) Diesel Particulate Filters for 30' Buses	§ 5307		
AC Transit	Replace (27) 2003 60' articulated buses	§ 5307		
	Subtotal - Non-Core Capacity Projects (5)		1,177,611	-
AC Transit Core Capacity Projects				
AC Transit	Purchase 31 45-ft Over-the-Road Coaches	FY17 5307		
	Subtotal - Core Capacity projects		1,584,460	-
	Total Amount Programmed to AC Transit (5)		2,762,071	-
BART				
BART	ADA Paratransit Capital Accessibility Improvements	§ 5307		
BART	Strategic Maintenance Program	§ 5307/§ 5309 FG		
BART	General Mainline Renovation	§ 5307/§ 5309 FG		
BART	Train Control Renovation	§ 5309/37 FG		
BART	Traction Power	§ 5307/§ 5309/37 FG		
BART	Rail, Way and Structures Program	§ 5307/§ 5309/37 FG		
BART	Fare Collection Equipment	§ 5307/§ 5309/37 FG		
BART	Station Renovations	§ 5307/§ 5309 FG		
BART	L-intrusion Barrier	§ 5307/§ 5309 FG		
BART	Lake Merritt Subway	§ 5307/§ 5309 FG		
BART	Platform Edge Tile Replacement	§ 5307/§ 5309 FG		
	Total Amount Programmed to BART(1)		3,717,116	-
Caltrain				
Caltrain	Systemwide Track Rehabilitation	§ 5337		
Caltrain	Communications System/Signal Rehabilitation	§ 5337		
	Total Amount Programmed to Caltrain		-	594,437
ECCTA				
ECCTA	Transit Bus Replacements	§ 5307		
	Total Amount Programmed to ECCTA		434,051	-

Date: March 22, 2017
W.I.: 1514
Referred by: PAC
Revised: 04/26/17-C
07/26/17-C
06/27/18-C

Attachment A
Resolution No. 4262
Page 2 of 3

PROGRAM OF AB 664 NET BRIDGE TOLL REVENUE PROJECTS

FY2016-17 Program				
SamTrans	Replacement of 2003 Gillig Buses	\$ 5307		
	Total Amount Programmed to SamTrans		-	105,563
<u>SFMTA Non-Core Capacity Projects</u>				
SFMTA	45 40' NABI Replacement	\$ 5307/\$ 5339 FG		
SFMTA	35 22' Paratransit vans	\$ 5307		
SFMTA	58 40' Neoplan Bus Replacement	\$ 5307		
SFMTA	26 60' Neoplan Bus Replacement	\$ 5307		
SFMTA	60 60' New Flyer Trolley Bus Replacement	\$ 5307		
SFMTA	ITS Radio System Replacement	\$ 5307/\$ 5337		
SFMTA	Muni Rail Replacement	\$ 5337		
SFMTA	Cable Car Renovation Program	\$ 5337		
SFMTA	Accessible Light Rail Stops	\$ 5309		
SFMTA	ATCS Inductive Loop Cable in the Muni Metro Subway	\$ 5307		
SFMTA	Automatic Fare Collection Equip	\$ 5307/\$ 5309		
SFMTA	Central Control & Communication (C3)	\$ 5307/\$ 5309		
SFMTA	Enterprise Asset Management System	\$ 5309		
SFMTA	Escalator Rehabilitation	\$ 5307/\$ 5309		
SFMTA	Historic Vehicle Renovation	\$ 5307/\$ 5309		
SFMTA	Misc. Security Expenditures	\$ 5307		
SFMTA	Overhead Lines Rehab	\$ 5309		
SFMTA	Replace 6 Paratransit Minivans	AB664		
SFMTA	Farebox Replacement	AB664		
SFMTA	Cable Car Infrastructure	AB664		
SFMTA	Rehabilitation of 16 Ex-SEPTA PCCs	\$ 5307/\$ 5309		
SFMTA	Wayside Fare Collection	AB664		
SFMTA	Station-Area Pedestrian and Bicycle Access Improvements	AB664		
SFMTA	Wayside/Central Train Control & Trolley Signal Systems Reh	AB664		
	Subtotal - Non-Core Capacity Projects (2)		-	18,310,178
<u>SFMTA Core Capacity Projects</u>				
SFMTA	Replacement of 60' Trolley Coaches	AB664		
	Subtotal - Core Capacity projects		-	5,482,102
	Total Amount Programmed to SFMTA (2, 3)		-	23,792,280

Date: March 22, 2017
W.I.: 1514
Referred by: PAC
Revised: 04/26/17-C
07/26/17-C
06/27/18-C

Attachment A
Resolution No. 4262
Page 3 of 3

PROGRAM OF AB 664 NET BRIDGE TOLL REVENUE PROJECTS

FY2016-17 Program				
SolTrans	Technology Enhancements	\$ 5307		
SolTrans	Facilities and Amenities Improvements	\$ 5307		
SolTrans	Preventive Maintenance	\$ 5307		
SolTrans	Bus Purchase (Alternative Fuel)	\$ 5339		
	Total Amount Programmed to SolTrans		762,771	-
Union City	Replace 6 2009 Paratransit Cut-away Vehicles	\$ 5307		
Union City	Replace 1 2003 Paratransit Sedan	\$ 5307		
	Total Amount Programmed to Union City		209,710	-
WestCat	Replacement of 2 40' Revenue Vehicles	\$ 5307		
WestCat	Purchase of 2 Fast Fare Electronic Fareboxes	\$ 5307		
	Total Amount Programmed to WestCat		193,468	-
WETA	Replacement Vessel	\$ 5307		
WETA	Ferry Major Component Rehabilitation	\$ 5307		
WETA	Ferry Propulsion System Replacement	\$ 5307		
WETA	Ferry Fixed Guideway Connectors	\$ 5307		
	Total Programmed to WETA (4)		1,880,042	-
Fund Balance			-	-

Notes:

- 1 Includes BART reallocation of lapsed FY2012-13 funds \$3,717,116
- 2 Includes SFMTA reallocation of lapsed FY2012-13 funds \$1,792,280. "Station Area Pedestrian and Bike Access Improvements" project is eligible through a fund exchange, whereby SFMTA is using local funds for a TCP Scope 16 project, and TCP / AB 664 funds are being used for the (otherwise low-scoring) station area project.
- 3 These programming actions are conditioned on Commission approval and execution of final terms of financing, allowing for a total of \$69,443,401 of AB 664 funds to be reprogrammed from BART to SFMTA and replaced with proceeds of financing. Should financing not be completed, these funds would be reprogrammed back to BART, including \$18,213,416 in FY17.
- 4 Includes WETA reallocation of lapsed FY2012-13 funds \$1,880,042
- 5 Includes AC Transit reallocation of lapsed FY2012-13 funds \$1,177,611

Date: March 22, 2017

W.I.: 1514

Referred by: PAC

Revised: 12/20/17-C

06/27/18-C

Attachment B

Resolution No. 4262

Page 1 of 3

PROGRAM OF AB 664 NET BRIDGE TOLL REVENUE PROJECTS

FY2017-18 Program				
			East Bay	West Bay
	Revenue		19,156,072	24,988,000
	Previous Year Carry-Over (if any)			
	Expirations and Rescissions		1,692,629	1,007,472
	Total Funds Available		20,848,701	25,995,472
Sponsor	Eligible Capital Projects	Fund Source		
Current Year Programming				
<u>AC Transit Non-Core Capacity Projects</u>				
AC Transit	CAD/AVL	§ 5307/§ 5337 FG		
AC Transit	Radio Communication System	§ 5307/§ 5309 FG		
AC Transit	Paratransit Van Leasing	§ 5307/§ 5309 FG		
AC Transit	(51) Diesel Particulate Filters for 30' Buses	§ 5309/37 FG		
AC Transit	Replace (28) 2000 40' Urban Buses	§ 5307/§ 5309/37 FG		
AC Transit	Replace (40) 2002 40' Urban Buses	§ 5307/§ 5309/37 FG		
AC Transit	Replace (27) 2003 60' Urban Buses	§ 5307/§ 5309/37 FG		
AC Transit	Fare Box Replacement	§ 5307/§ 5309/37 FG		
	Subtotal - Non-Core Capacity Projects (1)		1,648,072	-
<u>AC Transit Core Capacity Projects</u>				
AC Transit	Purchase (59) 40ft Urban Buses - Diesel	§ 5307		
AC Transit	Purchase 31 45-ft Over-the-Road Coaches	§ 5307		
	Subtotal - Core Capacity projects		4,999,473	-
	Total Amount Programmed to AC Transit (1)		6,647,545	-
BART	Railcar Procurement Program	§ 5307/§ 5337		
	Total Amount Programmed to BART		12,556,599	-
Caltrain	Systemwide Track Rehabilitation	§ 5307/§ 5337 FG		
Caltrain	Comm. System/Signal Rehab.	§ 5307/§ 5337 FG		
Caltrain	Revenue Vehicle Rehab	§ 5307/§ 5337 FG		
	Total Amount Programmed to Caltrain			700,000
CCCTA	Replace 42 22' Gasoline 7-Year Paratransit Vans	§ 5307/§ 5339 FG		
CCCTA	Replace 3 Gasoline 7-Year Paratransit Minivans	§ 5307/§ 5339 FG		
	Total Amount Programmed to CCCTA		181,305	
ECCTA	Clipper II Digital Communication Equipment	§ 5307/§ 5339 FG		
	Total Amount Programmed to ECCTA		40,437	
LAVTA	Hybrid Bus Battery Pack Replacement	§ 5307/§ 5339 FG		
	Total Amount Programmed to LAVTA		25,759	

PROGRAM OF AB 664 NET BRIDGE TOLL REVENUE PROJECTS

FY2017-18 Program				
			East Bay	West Bay
<u>SFMTA Non-Core Capacity Projects</u>				
SFMTA	45 40' NABI Replacement	§ 5307/§ 5339 FG		
SFMTA	35 22' Paratransit vans	§ 5307 FG		
SFMTA	58 40' Neoplan Bus Replacement	§ 5307 FG		
SFMTA	26 60' Neoplan Bus Replacement	§ 5307 FG		
SFMTA	60 60' New Flyer Trolley Bus Replacement	§ 5307 FG		
SFMTA	ITS Radio System Replacement	§ 5307/§ 5337 FG		
SFMTA	Muni Rail Replacement	§ 5337 FG		
SFMTA	Cable Car Renovation Program	§ 5337 FG		
SFMTA	Accessible Light Rail Stops	§ 5309 FG		
SFMTA	ATCS Inductive Loop Cable in the Muni Metro Subway	§ 5307 FG		
SFMTA	Automatic Fare Collection Equip	§ 5307/§ 5309 FG		
SFMTA	Central Control & Communication (C3)	§ 5307/§ 5309 FG		
SFMTA	Escalator Rehabilitation	§ 5307/§ 5309 FG		
SFMTA	Historic Vehicle Renovation	§ 5307/§ 5309 FG		
SFMTA	Misc. Security Expenditures	§ 5307 FG		
SFMTA	Overhead Lines Rehab	§ 5309 FG		
SFMTA	Rehabilitation of 16 Ex-SEPTA PCCs	§ 5307/§ 5309 FG		
SFMTA	Signal Rehab on 2nd Street	§ 5307 FG		
	<i>Subtotal - Non-Core Capacity Projects (3)</i>		-	855,722
<u>SFMTA Core Capacity Projects</u>				
SFMTA	Replacement of 40' Trolley Coaches	§ 5307/§ 5337		
SFMTA	Replacement of 60' Motor Coaches	§ 5307		
	<i>Subtotal - Core Capacity projects (2)</i>		-	24,288,000
	Total Amount Programmed to SFMTA (2,3)		-	25,143,722
SamTrans	Capital Maintenance-Fuel	§ 5307		
SamTrans	Advanced Communication System Upgrades	§ 5307		
SamTrans	Replacement of 19 2007 Cutaway Buses	§ 5307		
	Total Amount Programmed to SamTrans (4)		-	151,750
SolTrans	Bus Purchase (Alternative Fuel)	§ 5307/§ 5339 FG		
SolTrans	Preventive Maintenance	§ 5307/§ 5339 FG		
	Total Amount Programmed to SolTrans		155,750	
Westcat	Revenue Vehicle Replacement	§ 5307 FG		
Westcat	Service Vehicle Replacement	§ 5307 FG		
Westcat	Replacement of 2 35' suburban diesel transit buses	§ 5307 FG		
Westcat	Replacement of 2 35' suburban diesel transit buses	§ 5307 FG		
	Total Amount Programmed to WestCAT (5)		44,557	-

PROGRAM OF AB 664 NET BRIDGE TOLL REVENUE PROJECTS

FY2017-18 Program				
			East Bay	West Bay
WETA	Ferry Vessel Replacements (Richmond Ferry Service)	\$ 5307/\$ 5337 FG		
	Ferry Mid-Life Refurbishment - Solano, Taurus, Mare Island, & Inti	\$ 5307/\$ 5337 FG		
	Ferry Channel Dredging	\$ 5307/\$ 5337 FG		
	Total Amount Programmed to WETA		1,196,749	
Fund Balance			-	-

Notes:

- 1 Includes AC Transit reallocation of lapsed FY2013-14 funds \$1,648,072
- 2 These programming actions are conditioned on Commission approval and execution of final terms of financing, allowing for a total of \$69,443,401 of AB 664 funds to be reprogrammed from BART to SFMTA and replaced with proceeds of financing. Should financing not be completed, these funds would be reprogrammed back to BART, including \$22,557,820 in FY18.
- 3 Includes SFMTA reallocation of lapsed FY2013-14 funds \$855,722
- 4 Includes SamTrans reallocation of lapsed FY2013-14 funds \$151,750
- 5 Includes WestCAT reallocation of lapsed FY2013-14 funds \$44,557

Date: March 22, 2017
W.I.: 1512
Referred by: PAC
Revised: 04/26/17-C 07/26/17-C
12/20/17-C 06/27/18-C

ABSTRACT

Resolution No. 4263, Revised

This resolution allocates AB 664 Net Bridge Toll Revenues to eligible transit operators for FY2016-17 through FY2019-20. The initial allocation will be for FY2016-17 for AC Transit and SFMTA projects consistent with the Transit Capital Priorities Program, and reallocation of FY2012-13 AB 664 funds for BART, SFMTA, and WETA that had lapsed due to unforeseen project delays. This resolution will be amended to add the remainder of the FY2016-17 AB 664 allocations in conjunction with final revisions to the FY2015-16 Transit Capital Priorities program. Additionally, this resolution will be amended annually to add each year's AB 664 allocation, through FY2019-20.

The following attachments are provided with this resolution:

Attachment A – Allocation of AB 664 Net Bridge Toll Revenue FY2016-17

Attachment B – Allocation of AB 664 Net Bridge Toll Revenue FY2017-18

Attachment C – Allocation of AB 664 Net Bridge Toll Revenue FY2018-19

Attachment D – Allocation of AB 664 Net Bridge Toll Revenue FY2019-20

Attachment A of this resolution was revised on April 26, 2017 to reallocate FY2012-13 AB 664 Bridge Toll funds for AC Transit that had lapsed due to unforeseen project delays.

Attachment A of this resolution was revised on July 26, 2017 to allocate the remainder of the FY2016-17 non-Core Capacity Challenge Grant Program AB 664 Bridge Toll funds based on the final revisions to the FY2016-17 Transit Capital Priorities program.

Attachment B of this resolution was revised on December 20, 2017 to allocate AB 664 Bridge Tolls funds to AC Transit, BART, and SFMTA in FY2017-18 consistent with the Transit Capital Priorities Program and commitments of the Core Capacity Challenge Grant Program, and to

ABSTRACT

MTC Resolution No. 4263, Revised

Page 2

reallocate FY2013-14 funds for AC Transit, SFMTA, SamTrans, and WestCAT that had lapsed due to unforeseen project delays.

Attachment B of this resolution was revised on June 27, 2018 to allocate \$40,771,236 to SFMTA consistent with the commitments of the Core Capacity Challenge Grant Program, and to allocate the remainder of the FY2017-18 non-Core Capacity Challenge Grant Program AB 664 Bridge Toll funds based on the final revisions to the FY2017-18 Transit Capital Priorities program.

Further discussion of the AB 664 program of projects is contained in the Programming and Allocations Committee summary sheet dated March 8, 2017, April 12, 2017, July 12, 2017, December 13, 2017, and June 13, 2018.

Date: March 22, 2017
W.I.: 1512
Referred by: PAC

RE: Allocation of AB 664 Net Bridge Toll Revenues for FY 2016-17 through FY 2019-20

METROPOLITAN TRANSPORTATION COMMISSION
RESOLUTION NO. 4263

WHEREAS, the Metropolitan Transportation Commission (MTC) is the regional transportation planning agency for the San Francisco Bay Area pursuant to Government Code § 66500 et seq.; and

WHEREAS, pursuant to Streets and Highways Code § 30892, after deduction for MTC's administrative costs, MTC shall allocate toll bridge net revenues to public entities operating public transportation systems to achieve MTC's capital planning objectives in the vicinity of toll bridges as set forth in its adopted Regional Transportation Plan (RTP) ("Net Revenues"); and

WHEREAS, MTC Resolution No. 4015 sets forth MTC's bridge toll revenue allocation policies; and

WHEREAS, pursuant to Streets and Highways Code § 30895, MTC has prepared and submitted to the Legislature a report on the capital planning and ferry system objectives of MTC to be achieved through the allocation of net toll revenues; and

WHEREAS, "Claimants" have each submitted an application to MTC for an allocation of net bridge toll revenues in FY2016-17 through FY2019-20 for the projects and purposes set forth in Attachments A-D to this resolution, attached hereto and in MTC Resolution No. 4262, and incorporated herein as though set forth at length; and

WHEREAS, MTC Resolution No. 4262 programs Net Bridge Toll Revenues for FY2016-17 through FY2019-20; and


WHEREAS, claimants certify that their respective projects and purposes set forth in Attachment A-D are in compliance with the requirements of the California Environmental

Quality Act (Public Resources Code § 21000 et seq.) and the State EIR Guidelines (14 Cal. Code Regs. § 15000 et seq.); now, therefore, be it

RESOLVED, that MTC finds that the Claimants' projects and purposes as set forth in Attachment A-D are in conformance with MTC's Regional Transportation Plan, MTC's bridge toll revenue allocation policies, and MTC's capital planning and ferry system objectives; and, be it further

RESOLVED, that MTC approves the allocation of net bridge toll revenues in FY2016-17 through FY2019-20 to Claimants, in the amounts, for the purposes, and subject to the conditions listed on Attachments A-D to this resolution and consistent with MTC Resolution 4262.

METROPOLITAN TRANSPORTATION COMMISSION



Jake Mackenzie, Chair

The above resolution was entered into by the Metropolitan Transportation Commission at a regular meeting of the Commission held in San Francisco, California on March 22, 2017.

Date: March 22, 2017
W.I.: 1512
Referred by: PAC
Revised: 12/20/17-C
06/27/18-C

Attachment B
Resolution No. 4263
Page 1 of 1

**ALLOCATION OF AB 664 NET BRIDGE TOLL REVENUE
FY 2017-18 Program**

PO/Acct. Code	Project Sponsor	Project	East Bay Allocation	West Bay Allocation	Approval Date
18-4263-01/5850	AC Transit ¹	Capital projects programmed in MTC Resolution No. 4262	6,647,545		12/20/2017
18-4263-02/5850	BART	Capital projects programmed in MTC Resolution No. 4262	12,556,599		12/20/2017
18-4263-03/5850	SFMTA ²	Capital projects programmed in MTC Resolution No. 4262		2,585,902	12/20/2017
18-4263-04/5850	SamTrans ³	Capital projects programmed in MTC Resolution No. 4262		151,750	12/20/2017
18-4263-05/5850	WestCAT ⁴	Capital projects programmed in MTC Resolution No. 4262	44,557		12/20/2017
18-4263-06/5850	CCCTA	Capital projects programmed in MTC Resolution No. 4262	181,305		6/27/2018
18-4263-07/5850	ECCTA	Capital projects programmed in MTC Resolution No. 4262	40,437		6/27/2018
18-4263-08/5850	LAVTA	Capital projects programmed in MTC Resolution No. 4262	25,759		6/27/2018
18-4263-09/5850	SolTrans	Capital projects programmed in MTC Resolution No. 4262	155,750		6/27/2018
18-4263-10/5850	WETA	Capital projects programmed in MTC Resolution No. 4262	1,196,749		6/27/2018
18-4263-11/5850	Caltrain	Capital projects programmed in MTC Resolution No. 4262		700,000	6/27/2018
18-4263-12/5850	SFMTA	Capital projects programmed in MTC Resolution No. 4262		40,771,236	6/27/2018
					Grand Total
Total Allocations			\$ 20,848,701	\$ 44,208,888	\$ 65,057,589

Notes:

- 1 Includes AC Transit reallocation of lapsed FY2013-14 funds \$1,648,072
- 2 Includes SFMTA reallocation of lapsed FY2013-14 funds \$855,722
- 3 Includes SamTrans reallocation of lapsed FY2013-14 funds \$151,750
- 4 Includes WestCAT reallocation of lapsed FY2013-14 funds \$44,557

Date: March 22, 2017
W.I.: 1512
Referred By: PAC
Revised: 07/26/17-C
12/20/17-C
06/27/18-C

ABSTRACT

Resolution No. 4272, Revised

This resolution approves the FY2016-17 through FY2019-20 Transit Capital Priorities preliminary program of projects for inclusion in the Transportation Improvement Program (TIP). The program includes projects funded with FTA Section 5307 Urbanized Area, Section 5337 State of Good Repair, and Section 5339 Bus and Bus Facilities Formula Programs and initially only programs funds in the first year – FY2016-17. In addition, One Bay Area Grant Cycle 2 (OBAG 2) Transit Priorities funds are being programmed in MTC Resolution No. 4202, Revised, and AB 664 Bridge Toll revenues and BATA Project Savings are programmed in MTC Resolution No. 4262 and Resolution No. 4169, Revised, respectively, for FY2016-17 through FY2019-20 Transit Capital Priorities projects. This resolution will be amended to add the remainder of the FY2016-17 through FY2019-20 Transit Capital Priorities program at a future date.

This resolution supersedes and replaces MTC Resolution No. 4219.

This Resolution includes the following attachments:

Attachment A – FY2016-17 Program of Projects

Attachment B – FY2017-18 Program of Projects

Attachment C – FY2018-19 Program of Projects

Attachment D – FY2019-20 Program of Projects

Attachment E – FY2016-17 through FY2019-20 Programming Notes

Attachment A of this resolution was revised on July 26, 2017 to make revisions to the Transit Capital Priorities (TCP) program of projects for FY2016-17 as requested by operators and to reconcile the program to expected final FTA apportionments for the same year.

ABSTRACT

MTC Resolution No. 4272, Revised

Page 2

Attachments A through E of this resolution were revised on December 20, 2017 to program the remainder of FY2017-18 through FY2019-20 TCP programming and make revisions to two projects in the FY2016-17 program of projects as requested by operators.

Attachments A through E of this resolution were revised on June 27, 2018 to make revisions to the Transit Capital Priorities (TCP) program of projects as requested by operators and to reconcile the program to final FY2017-18 FTA apportionments.

Further discussion of the TCP program of projects is contained in the Programming and Allocations Committee summary sheet dated March 8, 2017, July 12, 2017, December 13, 2017 and June 13, 2018.

Date: March 22, 2017
W.I.: 1512
Referred By: PAC

RE: San Francisco Bay Area Regional Transit Capital Priorities

METROPOLITAN TRANSPORTATION COMMISSION
RESOLUTION NO. 4272

WHEREAS, the Metropolitan Transportation Commission (MTC) is the regional transportation planning agency for the San Francisco Bay Area pursuant to Government Code Sections 66500 et seq.; and

WHEREAS, MTC is the designated Metropolitan Planning Organization (MPO) for the nine-county Bay Area and is required to prepare and endorse a Transportation Improvement Program (TIP) which includes a list of priorities for transit capital projects; and

WHEREAS, MTC is the designated recipient of the Federal Transit Administration (FTA) Section 5307 Urbanized Area, Section 5337 State of Good Repair, and Section 5339 Bus and Bus Facilities funds for the large urbanized areas of San Francisco-Oakland, San Jose, Concord, Antioch, and Santa Rosa, and has been authorized by the California Department of Transportation (Caltrans) to select projects and recommend funding allocations subject to state approval for the FTA Section 5307 and Section 5339 funds for the small urbanized areas of Vallejo, Fairfield, Vacaville, Napa, Livermore, Gilroy-Morgan Hill, and Petaluma in MTC's Federal Transportation Improvement Program; and

WHEREAS, MTC has worked cooperatively with the cities, counties and transit operators in the region and with Caltrans to establish priorities for the transit capital projects to be included in the TIP; and

WHEREAS, the process and criteria used in the selection and ranking of such projects are set forth in MTC Resolution No. 4242; and

WHEREAS, the projects to be included in the TIP are set forth in the detailed project listings in Attachments A-D, which are incorporated herein as though set forth at length; now, therefore, be it


RESOLVED, that MTC adopts the FY 2016-17 through FY2019-20 Transit Capital Priorities program of projects to be included in the TIP as set forth in Attachments A-D; and, be it further

RESOLVED, that this resolution supersedes and replaces MTC Resolution 4219, previously approved and adopting a program of projects for the FY2016-17 and FY2017-18 Transit Capital Priorities program; and, be it further

RESOLVED, that the Executive Director or designee is authorized to revise Attachments A-E as necessary to reflect the programming of projects as the projects are revised in the TIP; and be it further

RESOLVED, that the Executive Director of MTC is authorized and directed to forward a copy of this resolution to FTA, and such agencies as may be appropriate.

METROPOLITAN TRANSPORTATION COMMISSION



Jake Mackenzie, Chair

The above resolution was entered into by the Metropolitan Transportation Commission at a regular meeting of the Commission held in San Francisco, California on March 22, 2017.

Date: March 22, 2017
W.I.: 1512
Referred by: PAC
Revised: 07/26/17-C
12/20/17-C
06/27/18-C

Attachment A
Resolution No. 4272
Page 1 of 2

FY 2016-17 Transit Capital Priorities / Transit Capital Rehabilitation Program						
TIP ID	Operator	Project Description	Total FTA Program	FTA Section 5307	FTA Section 5337	FTA Section 5339
Actual Apportionments			429,068,809	216,350,798	200,398,884	12,319,127
Previous Year Carryover			22,174,690	4,422,587	17,174,630	577,473
Funds Available for Programming			451,243,499	220,773,385	217,573,514	12,896,600
Lifeline Set-Aside						
Reserved	Various	Reserved for programming in Lifeline Transportation Program	3,368,200	3,368,200		
ADA Operating Set-Aside						
ALA990076	AC Transit	ADA Paratransit Assistance	3,856,331	3,856,331		
ALA170079	ACE	Railcar Midlife Overhaul	51,578	51,578		
BRT99T01B	BART	ADA Paratransit Capital Accessibility Improvements	2,415,999	2,415,999		
SM-170010	Caltrain	TVM Rehab and Clipper Functionality	175,410	175,410		
CC-99T001	CCCTA	ADA Paratransit Assistance	1,207,778	1,207,778		
CC-030035	ECCTA	ADA Operating Assistance	541,024	541,024		
MRN130015	GGBHTD	Transit System Enhancements	175,309	175,309		
ALA990077	LAVTA	ADA Paratransit Operating Subsidy	341,904	341,904		
MRN110047	Marin Transit	ADA Paratransit Assistance	701,236	701,236		
NAP030004	Napa Vine	ADA Operating Assistance	63,311	63,311		
SON150007	Petaluma	ADA Set-Aside	90,300	90,300		
SM-990026	SamTrans	ADA Paratransit Operating Subsidy	1,773,353	1,773,353		
SON170003	Santa Rosa	ADA Operating Assistance	236,154	236,154		
SF-990022	SFMTA	ADA Paratransit Operating Support	4,591,625	4,591,625		
SOL110025	SolTrans	ADA Paratransit Operating Subsidy	290,178	290,178		
SON150013	Sonoma County	SCT Replacement Bus Purchase	25,581	25,581		
ALA170039	Union City	ADA Set-Aside	134,260	134,260		
SCL050046	VTA	ADA Operating Set-Aside	3,754,433	3,754,433		
CC-990045	Westcat	ADA Paratransit Operating Subsidy	258,365	258,365		
Total Program Set-asides and Commitments			24,052,329	24,052,329	-	-
Funds Available for Capital Programming			427,191,170	196,721,056	217,573,514	12,896,600
Capital Projects						
ALA170028	AC Transit	Purchase 35 40-ft Hybrid-Electric Buses	14,472,150	14,472,150		
ALA170032	AC Transit	Purchase 19 60-ft Articulated Urban Buses	5,924,378	4,587,713		1,336,665
NEW	AC Transit	Purchase 31 45-ft Over-the-Road Coaches	5,924,378	4,587,713		1,336,665
ALA170029	AC Transit	PM Swap - Replace 9 40' Urban Buses - Battery	3,003,000	3,003,000		
ALA990052	AC Transit	Paratransit Van Capital Costs	1,168,994	1,168,994		
ALA170030	AC Transit	Preventive Maintenance (deferred comp)	780,640	780,640		
ALA170048	ACE	FG: Capital Access Fees and Track/Signal Maintenance	1,490,000	1,355,640	134,360	
ALA170079	ACE	Railcar Midlife Overhaul	3,080,000		3,080,000	
REG090037	BART	Railcar Procurement Program	6,426,296	364,117	6,062,179	
BRT030005	BART	Traction Power	17,000,000	12,777,726	4,222,274	
BRT030004	BART	Train Control	10,000,000	10,000,000		
BRT97100B	BART	Rail, Way, and Structures Program	17,000,000		17,000,000	
ALA090065	BART	Fare Collection Equipment	6,211,000		6,211,000	
SF-010028	Caltrain	Caltrain Electrification - EMU Procurement	31,805,399	31,805,399		
SM-170005	Caltrain	South San Francisco Station Rehabilitation	16,207,600		16,207,600	
SM-03006B	Caltrain	Systemwide Track Rehabilitation	4,693,408		4,693,408	
REG090051	Caltrain	Revenue Vehicle Rehab Program	5,000,000		5,000,000	
SM-050041	Caltrain	Communications System/Signal Rehabilitation	1,200,000		1,200,000	
CC-070092	ECCTA	Transit Bus Replacements	2,043,440	2,043,440		
SOL010006	Fairfield	Operating Assistance	2,493,081	2,493,081		
SOL110041	Fairfield	Bus Replacement	269,387			269,387
MRN050025	GGBHTD	Facilities Rehabilitation	4,600,000	4,600,000		
MRN030010	GGBHTD	Ferry Fixed Guideway Connectors	3,000,000		3,000,000	
MRN170009	GGBHTD	Replacing 6 Paratransit 22' Gas Cut-away Vehicles	557,202			557,202
MRN170003	Marin Transit	Replace 3 Paratransit Vehicle	218,940	218,940		
MRN170004	Marin Transit	Replace 2 Paratransit Vehicles with Vans	85,280	85,280		
NAP970010	Napa VINE	Operating Assistance	2,084,334	2,084,334		
NAP090008	Napa VINE	Replacement and Upgrades to Equipment	180,025	15,278		164,747
SON170004	Petaluma	Purchase 1 Replacement Paratransit Vehicle	45,100	45,100		
SON170005	Petaluma	Transit Yard & Facilities Improvements	45,100	45,100		
SM-150005	SamTrans	Replacement of 2003 Gillig Buses	1,976,200	1,976,200		
SON090023	Santa Rosa	Operating Assistance	1,526,857	1,526,857		
SON090024	Santa Rosa	Preventive Maintenance	455,861	455,861		
SF-150005	SFMTA	Replacement of 40' Motor Coaches	63,128,520	63,128,520		
SF-150006	SFMTA	Replacement of 60' Motor Coaches	10,008,506	5,295,178		4,713,328
SF-170004	SFMTA	Replacement of 40' Trolley Coaches	95,660,612		95,660,612	

Date: March 22, 2016
W.I.: 1512
Referred by: PAC
Revised: 07/26/17-C
12/20/17-C
06/27/18-C

Attachment A
Resolution No. 4272
Page 2 of 2

FY 2016-17 Transit Capital Priorities / Transit Capital Rehabilitation Program						
TIP ID	Operator	Project Description	Total FTA Program	FTA Section 5307	FTA Section 5337	FTA Section 5339
SF-170005	SFMTA	Replacement of 60' Trolley Coaches	28,100,579		28,100,579	
SOL090034	SolTrans	Bus Purchase (Alternative Fuel)	2,190,339	1,824,023		366,316
SOL110040	SolTrans	Operating Assistance	560,000	560,000		
SOL070032	SolTrans	Preventive Maintenance	837,984	837,984		
SOL170002	SolTrans	Technology Enhancements	320,000	320,000		
SOL170003	SolTrans	Facilities & Amenities Improvements	240,000	240,000		
SON030005	Sonoma County	Preventive Maintenance	1,280,000	1,280,000		
SON150013	Sonoma County	SCT Replacement Bus Purchase	610,089	430,080		180,009
ALA170014	Union City	Replace 6 2009 Paratransit Cut-away vehicles	846,240	846,240		
ALA170015	Union City	Replace 1 2003 Paratransit Vehicle	141,040	141,040		
SOL010007	Vacaville	Operating Assistance	890,000	890,000		
SCL050001	VTA	Standard and Small Bus Replacement	20,000,000	17,107,280		2,892,720
SCL170005	VTA	Paratransit Vehicle Procurement	2,893,751	2,893,751		
SCL170011	VTA	Replace Rail Crossing Control Equipment	4,368,000		4,368,000	
SCL050002	VTA	Rail Replacement Program	4,334,405		4,334,405	
SCL050049	VTA	Rail Substation Rehab/Replacement	2,644,841		2,644,841	
SCL170006	VTA	Replace Fault Monitoring System on LRVs	2,255,200		2,255,200	
SCL170010	VTA	Guadalupe Train Wash Replacement	1,448,000		1,448,000	
SCL110099	VTA	Light Rail Bridge & Structure SGR	1,440,000		1,440,000	
SCL170008	VTA	Vasona Pedestrian Back Gates	1,207,559		1,207,559	
SCL150005	VTA	Train-to-Wayside Communications System Upgrade	1,084,600		1,084,600	
SCL170007	VTA	Pedestrian Swing Gates Replacement	704,000		704,000	
SCL170009	VTA	Chaboya Yard Well Removal	196,000		196,000	
CC-170006	WestCAT	Replacement of 2 40' Revenue Vehicles	882,320	882,320		
CC-170007	WestCAT	Purchase of 2 Fast Fare Electronic Fareboxes	28,498	28,498		
Total Capital Projects			412,784,755	192,049,764	210,254,617	10,480,374
Total Programmed			436,837,084	216,102,093	210,254,617	10,480,374
Fund Balance			14,406,415	4,671,292	7,318,897	2,416,226

FY 2017-18 Transit Capital Priorities / Transit Capital Rehabilitation Program						
TIP ID	Operator	Project Description	Total FTA Program	FTA Section 5307	FTA Section 5337	FTA Section 5339
Actual Apportionments			479,370,309	224,379,528	238,132,825	16,857,956
Previous Year Carryover			14,406,415	4,671,292	7,318,897	2,416,226
Funds Available for Programming			493,776,724	229,050,820	245,451,722	19,274,182
Lifeline Set-Aside						
Reserved	Various	Reserved for programming in Lifeline Transportation Program	3,437,064	3,437,064		
ADA Operating Set-Aside						
ALA990076	AC Transit	ADA Paratransit Assistance	3,935,175	3,935,175		
ALA170079	ACE	Railcar Midlife Overhaul	52,633	52,633		
BRT99T01B	BART	ADA Paratransit Capital Accessibility Improvements	2,465,395	2,465,395		
SM-170010	Caltrain	TVM Rehab and Clipper Functionality	178,996	-	178,996	
CC-99T001	CCCTA	ADA Paratransit Assistance	1,232,472	1,232,472		
MRN130015	GGBHTD	Transit System Enhancements	178,839	178,839		
ALA990077	LAVTA	ADA Paratransit Operating Subsidy	349,165	349,165		
MRN110047	MCTD	ADA Paratransit Assistance	715,573	715,573		
NAP030004	Napa Vine	ADA Operating Assistance	64,606	64,606		
SON150007	Petaluma	ADA Set-Aside	92,187	92,187		
SM-990026	SamTrans	ADA Paratransit Operating Subsidy	1,809,609	1,809,609		
SON170003	Santa Rosa	ADA Operating Assistance	240,982	240,982		
SF-990022	SFMTA	ADA Paratransit Operating Support	4,685,502	4,685,502		
SOL110025	SolTrans	ADA Paratransit Operating Subsidy	296,111	296,111		
SON150013	Sonoma County	SCT Replacement Bus Purchase	26,116	26,116		
CC-030035	ECCTA	ADA Operating Assistance	552,085	552,085		
ALA170039	Union City	ADA Set-Aside	137,005	137,005		
SCL050046	VTA	ADA Operating Set-Aside	3,831,392	3,831,392		
CC-990045	Westcat	ADA Paratransit Operating Subsidy	263,648	263,648		
REG090057	WETA	Ferry Mid-Life Refurbishment - Solano, Taurus, Mare Island, & In	7,929	7,929		
Total Program Set-asides and Commitments			24,552,483	24,373,487	178,996	-
Funds Available for Capital Programming			469,224,241	204,677,333	245,272,726	19,274,182
Capital Projects						
ALA170027	AC Transit	Purchase (10) Double Decker Buses	4,582,729	4,582,729		
NEW	AC Transit	Purchase 31 45-ft Over-the-Road Coaches	4,582,729	4,582,729		
ALA990052	AC Transit	Paratransit Van Capital Costs	1,449,739	1,449,739		
NEW	AC Transit	Purchase (59) 40ft Urban Buses - Diesel	5,820,689			5,820,689
ALA170048	ACE	FG: Capital Access Fees and Track/Signal Maintenance	1,490,000	1,143,890	346,110	
ALA170079	ACE	Railcar Midlife Overhaul	2,975,789		2,975,789	
REG090037	BART	Railcar Procurement Program	26,763,592	23,130,134	3,633,458	
BRT97100B	BART	Rail Way, and Structures Program	17,000,000		17,000,000	
BRT030005	BART	Traction Power	17,000,000		17,000,000	
BRT030004	BART	Train Control	9,563,082		9,563,082	
ALA090065	BART	Fare Collection Equipment	6,211,000		6,211,000	
SF-010028	Caltrain	Caltrain Electrification - EMU Procurement	73,796,897	73,796,897		
SM-03006B	Caltrain	Systemwide Track Rehabilitation	12,893,000		12,893,000	
SM-050041	Caltrain	Comm. System/Signal Rehab.	819,309		819,309	
CC-170051	CCCTA	Replace 42 22' Gasoline 7-Year Paratransit Vans	4,305,000	2,426,455		1,878,545
CC-170053	CCCTA	Replace 3 Gasoline 7-Year Paratransit Minivans	130,380	130,380		
CC-070092	ECCTA	Clipper II Digital Communication Equipment	989,240	-		989,240
SOL010006	Fairfield	Operating Assistance	2,554,835	2,554,835		
SOL110041	Fairfield	Bus Replacement	367,380			367,380
MRN170008	GGBHTD	Replace 67 Fixed Rte 40' Buses	48,457,080	45,104,777		3,352,303
MRN150014	GGBHTD	Ferry Major Components Rehab - MS Marin	2,000,000		2,000,000	
MRN150015	GGBHTD	Ferry Propulsion: MS Marin	2,000,000		2,000,000	
MRN170005	MCTD	Replace Four (4) Rural Cutaway Vehicles	505,120	505,120		
MRN150011	MCTD	Vehicle Replacement- one Shuttle	102,500	102,500		
NEW	LAVTA	Hybrid Bus Battery Pack Replacement	630,170	245,149		385,021
NAP970010	Napa Vine	Operating Assistance	2,164,144	2,164,144		
NAP090008	Napa Vine	Replacement and upgrades to equipment	224,681	-		224,681
SON170018	Petaluma	Purchase (1) Replacement Fixed Route Bus	185,867	185,867		
SON170020	Petaluma	Purchase (2) Replacement Paratransit Vans	147,600	147,600		
SON170005	Petaluma	Transit Yard and Facility Improvements	45,800	45,800		
SON170019	Petaluma	Purchase Service Vehicle	28,000	28,000		
SON170017	Petaluma	AVL Equipment	19,200	19,200		
SON090023	Santa Rosa	Operating Assistance	1,614,870	1,614,870		
SON090024	Santa Rosa	Preventive Maintenance	563,010	563,010		
SF-150006	SFMTA	Replacement of 60' Motor Coaches	-	-		

Date: March 22, 2017
W.I.: 1512
Referred by: PAC
Revised: 12/20/17-C
06/27+G74/18-C

Attachment B
Resolution No. 4272
Page 2 of 2

FY 2017-18 Transit Capital Priorities / Transit Capital Rehabilitation Program						
TIP ID	Operator	Project Description	Total FTA Program	FTA Section 5307	FTA Section 5337	FTA Section 5339
SF-150005	SFMTA	Replacement of 40' Motor Coaches	5,013,526	5,013,526		
SF-170004	SFMTA	Replacement of 40' Trolley Coaches	93,892,831		93,892,831	
SF-970170	SFMTA	Muni Rail Replacement	10,002,337		10,002,337	
SF-99T005	SFMTA	Rehab Historic Streetcars	7,000,000		7,000,000	
SF-050024	SFMTA	Wayside/Central Train Control & Trolley Signal Systems Rehabilitation	4,500,000		4,500,000	
SF-970170	SFMTA	Overhead Line Rehabilitation	3,750,000		3,750,000	
SF-150007	SFMTA	Farebox Replacement	2,060,800		2,060,800	
SF 99T002	SFMTA	Cable Car Infrastructure	1,250,000		1,250,000	
SF-970073	SFMTA	Cable Car Vehicle Renovation Program	1,018,464		1,018,464	
SF-170006	SFMTA	Station-Area Pedestrian and Bicycle Access Improvements	250,000		250,000	
SF-030013	SFMTA	Wayside Fare Collection	250,000		250,000	
SOL090034	SolTrans	Bus Purchase (Alternative Fuel)	2,499,530	2,000,000		499,530
SOL070032	SolTrans	Preventive Maintenance	800,000	800,000		
SOL110040	SolTrans	Operating Assistance	510,695	510,695		
SON030005	Sonoma County	Preventive Maintenance	1,280,000	1,280,000		
SON150013	Sonoma County	Replacement Bus Purchase	661,276	425,800		235,476
SOL010007	Vacaville	Operating Assistance	890,000	890,000		
SCL050001	VTA	Standard and Small Bus Replacement	20,000,000	11,738,719	4,335,965	3,925,316
SCL170005	VTA	Paratransit Fleet Program	1,301,449	1,301,449		
SCL050002	VTA	Rail Replacement Program	15,093,290		15,093,290	
SCL110104	VTA	Light Rail Track Crossovers and Switches	7,914,090		7,914,090	
SCL170050	VTA	SCADA Control Center System Replacement	3,015,200		3,015,200	
SCL170007	VTA	Pedestrian Swing Gates	2,720,000		2,720,000	
SCL150008	VTA	VTA Track Intrusion Abatement	1,600,000		1,600,000	
SCL170048	VTA	Light Rail Roadway Protection System	1,561,200		1,561,200	
SCL170049	VTA	SCADA Middleware Replacement	1,150,400		1,150,400	
SCL170008	VTA	Vasona Pedestrian Back Gates	1,112,441		1,112,441	
SCL090044	VTA	OCS Rehabilitation Program	6,460,000		6,460,000	
SF-110053	WETA	Richmond Ferry Service	14,868,858	14,868,858		
REG090057	WETA	Ferry Mid-Life Renovation - Sausalito, Sausalito, Marin Island, & Tibbetts	6,928,071		6,928,071	
REG090054	WETA	Ferry Channel Dredging	2,480,000		2,480,000	
Total Capital Projects			459,759,871	198,770,143	243,311,547	17,678,181
Total Programmed			484,312,353	223,143,630	243,490,543	17,678,181
Fund Balance			9,464,371	5,907,190	1,961,180	1,596,001

FY 2018-19 Transit Capital Priorities / Transit Capital Rehabilitation Program						
TIP ID	Operator	Project Description	Total FTA Program	FTA Section 5307	FTA Section 5337	FTA Section 5339
<i>Estimated Apportionments</i>			444,056,327	223,841,571	207,370,277	12,844,479
<i>Previous Year Carryover</i>			9,464,371	5,907,190	1,961,180	1,596,001
<i>Funds Available for Programming</i>			453,520,698	229,748,761	209,331,457	14,440,480

MTC Debt Service

REG170023	MTC	TCP Financing Repayment Obligations	21,870,000	2,820,000	19,050,000	
-----------	-----	-------------------------------------	------------	-----------	------------	--

Lifeline Set-Aside

Reserved	Various	Reserved for programming in Lifeline Transportation Program	3,508,001	3,508,001		
----------	---------	---	-----------	-----------	--	--

ADA Operating Set-Aside

ALA990076	AC Transit	ADA Paratransit Assistance	4,016,392	4,016,392		
ALA170079	ACE	Railcar Midlife Overhaul	53,719	53,719		
BRT99701B	BART	ADA Paratransit Capital Accessibility Improvements	807,883	807,883		
CC-99T001	CCCTA	ADA Paratransit Assistance	1,257,908	1,257,908		
MRN130015	GGBHTD	ADA Set-Aside	182,585	182,585		
ALA990077	LAVTA	ADA Paratransit Operating Subsidy	355,883	355,883		
MRN110047	MCTD	ADA Paratransit Assistance	730,341	730,341		
NAP030004	Napa Vine	ADA Operating Assistance	65,824	65,824		
SON150007	Petaluma	ADA Set-Aside	93,924	93,924		
SON170003	Santa Rosa	ADA Operating Assistance	245,955	245,955		
SM-990026	SamTrans	ADA Paratransit Operating Subsidy	1,846,957	1,846,957		
SF-990022	SFMTA	ADA Paratransit Operating Support	4,782,205	4,782,205		
SOL110025	SolTrans	ADA Paratransit Operating Subsidy	301,696	301,696		
SON150013	Sonoma County	Replacement Bus Purchase	26,608	26,608		
CC-030035	ECCTA	ADA Operating Assistance	563,479	563,479		
ALA170039	Union City	ADA Set-Aside	139,832	139,832		
SCL050046	VTA	ADA Operating Set-Aside	3,910,055	3,910,055		
CC-990045	Westcat	ADA Paratransit Operating Subsidy	269,089	269,089		

<i>Total Program Set-asides and Commitments</i>	45,028,339	25,978,339	19,050,000	-
<i>Funds Available for Capital Programming</i>	408,492,359	203,770,423	190,281,457	14,440,480

Capital Projects

NEW	AC Transit	Replace (24) 60ft Artic Urban Buses - Hybrid	16,276,245	7,904,190	2,500,000	5,872,055
ALA990052	AC Transit	Paratransit Van Capital Costs	1,580,574	1,580,574		
NEW	AC Transit	Replace (10) 24ft Cut-Away Vans	637,000	637,000		
NEW	AC Transit	Replace (6) 24ft Cut-Away Vans	382,200	382,200		
NEW	ACE	Railcar Midlife Overhaul	3,026,281	1,409,997	1,616,284	
ALA170048	ACE	FG: Capital Access Fees and Track/Signal Maintenance	1,490,000		1,490,000	
REG090037	BART	Railcar Replacement Program	36,409,574	19,492,886	16,916,688	
ALA090065	BART	Fare Collection Equipment	6,211,000	6,211,000		
BRT97100B	BART	Rail, Way, and Structures Program	17,000,000		17,000,000	
BRT030005	BART	Traction Power	17,000,000		17,000,000	
BRT030004	BART	Train Control	10,000,000		10,000,000	
BRT99701B	BART	ADA Paratransit Capital Accessibility Improvements	1,708,395		1,708,395	
SF-010028	Caltrain	Caltrain Electrification - EMU Procurement	44,757,944	44,757,944		
SM-03006B	Caltrain	Systemwide Track Rehabilitation	13,193,000		13,193,000	
SM-050041	Caltrain	Comm. System/Signal Rehab.	1,200,000		1,200,000	
SM-050040	Caltrain	Revenue Vehicle Rehab (ADA Set-Aside)	182,691		182,691	
CC-070092	ECCTA	Transit Bus Replacements (Paratransit)	439,290			439,290
SOL010006	Fairfield	Operating Assistance	2,592,978	2,592,978		
SOL110041	Fairfield	Bus Replacement	280,875			280,875
MRN050025	GGBHTD	Facilities Rehabilitation	8,600,000	8,600,000		
MRN030010	GGBHTD	Ferry Fixed Guideway Connectors	13,500,000		13,500,000	
MRN150015	GGBHTD	Ferry Vessel Propulsion Systems Rehab	500,000		500,000	
NEW	GGBHTD	Replace 14 Paratransit Vehicle	1,044,680			1,044,680
NEW	LAVTA	Hybrid Bus Battery Pack Replacement	169,831			169,831
NEW	MCTD	Replace Articulated Vehicles	7,330,800	7,330,800		
NAP970010	Napa Vine	Operating Assistance	1,587,660	1,587,660		
NAP090008	Napa Vine	Equipment Replacement & Upgrades	171,772			171,772
SM150011	SamTrans	Purchase of Replacement Minivans	619,920	619,920		
SON090023	Santa Rosa	Operating Assistance	1,095,895	1,095,895		
SON150008	Santa Rosa	Fixed Route Bus Replacement	1,311,273	571,096		740,177
SON090024	Santa Rosa	Preventive Maintenance	460,616	460,616		
NEW	SFMTA	40' Motor Coach Mid-Life Overhaul	35,662,338	35,662,338		
NEW	SFMTA	60' Motor Coach Mid-Life Overhaul	19,392,931	19,392,931		
SF-150007	SFMTA	Farebox Replacement	336,000	336,000		
SF-970170	SFMTA	Muni Rail Replacement	12,226,000		12,226,000	

Date: February 22, 2017
W.I.: 1512
Referred by: PAC
Revised: 12/20/17-C
06/27/18-C

Attachment C
Resolution No. 4272
Page 2 of 2

FY 2018-19 Transit Capital Priorities / Transit Capital Rehabilitation Program						
TIP ID	Operator	Project Description	Total FTA Program	FTA Section 5307	FTA Section 5337	FTA Section 5339
SF-970170	SFMTA	Overhead Line Rehabilitation	10,000,000		10,000,000	
SF-050024	SFMTA	Wayside/Central Train Control & Trolley Signal Systems Rehabil	8,300,000		8,300,000	
SF-99T005	SFMTA	Rehab Historic Streetcars	8,000,000		8,000,000	
SF 99T002	SFMTA	Cable Car Infrastructure	2,000,000		2,000,000	
SF-970073	SFMTA	Cable Car Vehicle Renovation Program	1,042,907		1,042,907	
SF-030013	SFMTA	Wayside Fare Collection	1,000,000		1,000,000	
SF-170006	SFMTA	Station-Area Pedestrian and Bicycle Access Improvements	500,000		500,000	
SOL110040	SolTrans	Operating Assistance	2,152,564	2,152,564		
SOL070032	SolTrans	Preventive Maintenance	1,000,000	1,000,000		
SOL090034	SolTrans	Bus Purchase Alternative Fuel	381,937			381,937
SON030005	Sonoma County	Preventive Maintenance	1,280,000	1,280,000		
SON150013	Sonoma County	Replacement Bus Purchase	182,413			182,413
SON170006	Sonoma County	Replacement Bus Purchase	438,786	438,786		
SOL010007	Vacaville	Operating Assistance	890,000	890,000		
SCL050001	VTa	Standard & Small Bus Replacement	20,000,000	16,983,919	-	3,016,081
SCL110104	VTa	Light Rail Track Crossovers and Switches	16,252,644		16,252,644	
SCL090044	VTa	OCS Rehabilitation Program	5,460,000		5,460,000	
SCL 050002	VTa	Rail Replacement Program	4,328,000		4,328,000	
NEW	WestCAT	Replacement of (9) 40ft Revenue Vehicles	4,171,886	4,171,886		
NEW	WestCAT	Replace (2) Minivans	255,840	255,840		
NEW	WestCAT	Purchase of (9) Fast Fare Electronic Fareboxes	128,241	128,241		
NEW	WestCAT	Purchase of (2) Radio systems for (2) Cut Away Vans	1,600	1,600		
SF-110053	WETA	Ferry Vessel Replacement - Bay Breeze	15,306,920		15,306,920	
REG090057	WETA	Ferry Major Component Rehabilitation	7,544,000		7,544,000	
Total Capital Projects			388,995,501	187,928,861	188,767,529	12,299,111
Total Programmed			434,023,840	213,907,200	207,817,529	12,299,111
Fund Balance			19,496,858	15,841,562	1,513,928	2,141,369

FY 2019-20 Transit Capital Priorities / Transit Capital Rehabilitation Program						
TIP ID	Operator	Project Description	Total FTA Program	FTA Section 5307	FTA Section 5337	FTA Section 5339
<i>Estimated Apportionments</i>			452,519,976	228,462,093	210,941,101	13,116,782
<i>Previous Year Carryover</i>			19,496,858	15,841,562	1,513,928	2,141,369
<i>Funds Available for Programming</i>			472,016,834	244,303,655	212,455,029	15,258,151

MTC Debt Service

REG170023	MTC	TCP Financing Repayment Obligations	35,070,000	3,900,000	31,170,000	
-----------	-----	-------------------------------------	------------	-----------	------------	--

Lifeline Set-Aside

Reserved	Various	Reserved for programming in Lifeline Transportation Program	3,580,439	3,580,439		
----------	---------	---	-----------	-----------	--	--

ADA Operating Set-Aside

ALA990076	AC Transit	ADA Paratransit Assistance	4,099,329	4,099,329		
ALA170079	ACE	Railcar Midlife Overhaul	54,828	54,828		
BRT99701B	BART	ADA Paratransit Capital Accessibility Improvements	2,568,239	2,568,239		
SM-050040	Caltrain	ADA Set-Aside - For Rev. Veh. Rehab	38,890	38,890		
CC-99T001	CCCTA	ADA Paratransit Assistance	1,283,884	1,283,884		
MRN110047	GGBHTD	ADA Set-Aside	186,356	186,356		
ALA990077	LAVTA	ADA Paratransit Operating Subsidy	363,231	363,231		
MRN110047	MCTD	ADA Paratransit Assistance	745,422	745,422		
NAP030004	Napa Vine	ADA Operating Assistance	67,183	67,183		
SON150007	Petaluma	ADA Set-Aside	95,863	95,863		
SM-990026	SamTrans	ADA Paratransit Operating Subsidy	1,885,096	1,885,096		
SON170003	Santa Rosa	ADA Operating Assistance	251,035	251,035		
SF-990022	SFMTA	ADA Paratransit Operating Support	4,880,956	4,880,956		
SOL110025	SolTrans	ADA Paratransit Operating Subsidy	307,924	307,924		
SON170006	Sonoma County	SCT Replacment Bus Purchase	27,157	27,157		
CC-030035	ECCTA	ADA Operating Assistance	575,115	575,115		
ALA170039	Union City	ADA Set-Aside	142,720	142,720		
SCL050046	VTa	ADA Operating Set-Aside	3,990,795	3,990,795		
CC-990045	Westcat	ADA Paratransit Operating Subsidy	274,646	274,646		
REG090057	WETA	Ferry Major Component Rehabilitation	8,260	8,260		

<i>Total Program Set-asides and Commitments</i>	60,497,367	29,327,367	31,170,000	-
<i>Funds Available for Capital Programming</i>	411,519,467	214,976,287	181,285,029	15,258,151

Capital Projects

ALA170031	AC Transit	Replace (27) 40ft Urban Buses - Hybrid	14,400,164	7,464,518		6,935,646
ALA990052	AC Transit	Paratransit Van Capital Costs	1,523,374	1,523,374		
ALA170049	ACE	FG: Capital Access Fees and Track/Signal Maintenance	1,770,000	1,439,102	330,898	
ALA170079	ACE	Railcar Midlife Overhaul	2,800,000		2,800,000	
REG090037	BART	Railcar Replacement Program	75,104,713	26,234,439	48,870,274	
BRT97100B	BART	Rail,Way, and Structures Program	17,000,000		17,000,000	
BRT030005	BART	Traction Power	17,000,000		17,000,000	
BRT030004	BART	Train Control	10,000,000		10,000,000	
ALA090065	BART	Fare Collection Equipment	6,211,000		6,211,000	
SF-010028	Caltrain	Caltrain Electrification - EMU Procurement	111,058,724	111,058,724		
SM-03006B	Caltrain	Systemwide Track Rehabilitation	13,193,000		13,193,000	
SM-050041	Caltrain	Comm. System/Signal Rehab.	1,200,000		1,200,000	
SM-050040	Caltrain	Revenue Vehicle Rehab (ADA Set-Aside)	147,574		147,574	
NEW	Clipper	Clipper Next Gen Fare Collection System	14,127,879	14,127,879		
SOL010006	Fairfield	Operating Assistance	2,646,501	2,646,501		
SOL110041	Fairfield	Bus Replacement	286,830			286,830
NEW	GGBHTD	Replace 6 Fixed Route 45' Buses with 7 40' Hybrids	5,183,220	5,183,220		
MRN050025	GGBHTD	Facilities Rehab	3,750,000	3,750,000		
NEW	GGBHTD	Replace 2 Paratransit Vehicles	150,880	150,880		
MRN990017	GGBHTD	Ferry Dredging	17,000,000		17,000,000	
MRN030010	GGBHTD	Fixed Guideway Connectors	6,060,000		6,060,000	
NEW	MCTD	Replace Paratransit Vehicles	1,207,040	1,207,040		
NEW	MCTD	Replace Nine (9) Shuttle Vehicles	952,020	952,020		
NEW	MCTD	Replace 2- 35ft diesel vehicles	697,000	697,000		
MRN110040	MCTD	Preventative Maintenance	70,520	70,520		
NAP970010	Napa Vine	Operating Assistance	1,620,432	1,620,432		
NAP090008	Napa Vine	Equipment Replacement & Upgrades	175,415			175,415
SON170005	Petaluma	Transit Yard and Facility Improvements	90,528	90,528		
NEW	Petaluma	Purchase (2) Replacement Paratransit Vans	150,880	23,157		127,723
SM150011	SamTrans	Replacement of Cut-away Buses	1,375,140	1,375,140		
SON090023	Santa Rosa	Operating Assistance	1,535,279	1,535,279		
SON090024	Santa Rosa	Preventive Maintenance	636,242	636,242		

Date: February 22, 2017
W.I.: 1512
Referred by: PAC
Revised: 12/20/17-C
06/23/18-C

Attachment D 06/23/18-C
Resolution No. 4272
Page 2 of 2

FY 2019-20 Transit Capital Priorities / Transit Capital Rehabilitation Program						
TIP ID	Operator	Project Description	Total FTA Program	FTA Section 5307	FTA Section 5337	FTA Section 5339
SF-970170	SFMTA	Muni Rail Replacement	4,288,000		4,288,000	
SOL110040	SolTrans	Operating Assistance	2,217,638	2,217,638		
SOL070032	SolTrans	Preventive Maintenance	1,000,000	1,000,000		
SOL090034	SolTrans	Bus Purchase (Alternative Fuel)	390,035			390,035
SON030005	Sonoma County	SCT Preventive Maintenance	1,280,000	1,280,000		
SON170006	Sonoma County	SCT Replacement Bus Purchase	660,545	474,265		186,280
NEW	Union City	Replacement of Heavy-Duty Transit Vehicles	1,251,960	1,251,960		
SOL010007	Vacaville	Operating Assistance	890,000	890,000		
SCL050001	VTA	Standard and Small Bus Replacement	20,000,000	16,919,979		3,080,021
NEW	VTA	Paratransit Fleet Program	4,800,000	4,800,000		
NEW	VTA	1% Security Project	405,558	405,558		
NEW	VTA	Non-Revenue Vehicle Procurement	320,000	320,000		
SCL050049	VTA	Rail Substation Rehab/Replacement	11,392,000		11,392,000	
SCL050002	VTA	Rail Replacement Program	10,992,255		10,992,255	
NEW	WestCAT	Replacement of 6 40' Revenue Vehicles	2,745,360	2,745,360		
NEW	WestCAT	Purchase of 6 Fast Fare Electronic Fareboxes	85,494	85,494		
REG090067	WETA	Ferry Fixed Guideway Connectors	6,000,000		6,000,000	
REG090057	WETA	Ferry Major Component Rehabilitation	3,554,140		3,554,140	
Total Capital Projects			401,397,339	214,176,249	176,039,141	11,181,950
Total Programmed			461,894,707	243,503,616	207,209,141	11,181,950
Fund Balance			10,122,127	800,038	5,245,888	4,076,201

Transit Capital Priorities / Transit Capital Rehabilitation Program Notes

1	FY17 & FY18 Program is based on final apportionments. FY19-FY20 Program is based on estimated apportionments, and will be revised when final apportionments are issued by FTA. Program assumes availability of financing proceeds, subject to future Commission authorization. If financing is not secured, this program will be revised accordingly.
2	<p>AC Transit: \$25,416,508 of BATA Project Savings and \$7,672,907 of AB 664 Bridge Toll funds have been programmed to AC Transit's Core Capacity Challenge Grant Program (CCCGP) projects, proportionately, according to the CCCGP funding plan from FY2016-17 through FY2019-20.</p> <p>AC Transit is exercising a Preventive Maintenance Funding Exchange in FY2016-17 for electric battery buses (\$3,003,000), using 5307 for PM in place of local funds for the bus purchases. They are also using compensation for deferred replacement of 40 40-foot diesel electric hybrids for one year (from FY17 to FY18) for \$780,640.</p>
3	<p>Caltrain's FY17 FG cap reduced by \$3,264,826 (\$1,570,770 from FY16 and \$1,694,056 from FY17) to \$11,128,174 due to failure to meet grant spend-down goals in FY15 and FY16.</p> <p>Programming of 5337 funds to the South San Francisco Station and Revenue Vehicle Rehab projects in FY17 is conditioned on action by the SMCTA Board to program an equal dollar amount to the PCEP, fixed guideway projects (up to Caltrain's cap amount) or other Score 16 projects.</p> <p>In July 2017, \$5.2M of 5337 reprogrammed from Systemwide Track Rehab to the South San Francisco Station project to offset an equal reprogramming from the station project to track rehab in the FY15 program. Also, \$5.2 million of 5337 reprogrammed from South San Francisco station project (to be replaced with San Mateo local funds) to the Revenue Vehicle Rehab project; there is no net decrease in funding to the station project from these actions.</p>
4	Petaluma is using compensation for deferred replacement of a paratransit vehicle from FY12 to FY17. They are applying compensation to Transit Yard Facility Project in FY17 (\$45,100).
5	SamTrans, in FY17, is applying for the incremental cost difference between 10 diesel and 10 hybrid 40-foot buses that were programmed in FY15 and FY16. This will help fund the increased cost of purchasing 10 electric buses from the 60 bus replacement project (SM150005) for a demonstration project.
6	<p>SFMTA: \$12,741,300 of BATA Project Savings and \$6,283,687 of AB 664 Bridge Toll funds have been programmed to SFMTA's CCCGP projects, proportionately, according to the CCCGP funding plan in FY2016-17 through FY2019-20. Additionally, CCCGP Funds totalling \$152 million (\$69,443,401 of AB 664 and \$83,000,000 of BATA Project Savings) have been reprogrammed from BART to SFMTA in the FY17-FY20 program period. Allocation of these funds will be committed upon the execution of financing.</p> <p>In FY17, SFMTA's FG reduced by \$21,470,406 to \$12,555,594 due to failure to meet grant spend-down goals in FY16.</p>
7	WETA: \$4,941,210 of FG caps voluntarily deferred in FY15 (\$3,424,000) and FY16 (\$1,517,210) are being restored through FY20.
8	VTA requested and was granted a waiver to program \$5M in FG projects above FG cap amounts in FY17. VTA to produce an SRTP or similar by the end of FY17 so that staff can ensure sufficient FTA funds are available to cover VTA capital needs before granting exceptions for FY18-FY20.
9	GGBHTD: \$23,628,000 of FG caps voluntarily deferred from FY11 through FY16 are being restored in FY19.
10	In FY20, MCTD will request less than bus list price for 2 35-ft diesel buses, and apply 1/12 of savings to a PM project.
11	<p>Petaluma is using compensation for deferred replacement of a paratransit vehicle from FY15 to FY18 and another from FY16 to FY18. They are applying compensation to purchase a service vehicle in FY18 (\$28,000).</p> <p>Petaluma is using compensation for deferred replacement of two paratransit vehicles from FY17 to FY20. They are applying compensation to Transit Yard Facility Project in FY20 (\$90,528).</p>
12	VTA and Caltrain are executing a local fund swap in FY18 and FY19, with VTA applying \$300K of local sales tax funds on a Score 16 FG project for Caltrain and Caltrain directing \$300K of FTA funds for a FG project for VTA. Caltrain's FY18 programming for Systemwide Track Rehab was reduced by \$300K in the San Jose UZA, and VTA's FY19 programming for their Rail Replacement Program was increased by \$300K.
13	WestCat is deferring replacement of 4 40-ft diesel buses from FY17 to FY19. They are applying compensation from deferred replacement to supplement funding for the replacement of 4 40-ft diesel buses with 4 40-ft TBD buses in FY19. The FY19 TCP program will need to be revised to specify the type of buses being procured before WestCAT includes these funds in an FTA grant.
14	WETA is exercising a fund swap, using local funds for ferry vessel replacement purchases and applying FTA funds in the same amount to Richmond Ferry Service expansion in FY18.
15	BART's FY18 FG cap reduced by \$436,918 to \$49,774,082 due to failure to meet grand spend-down goals in FY17.
16	Caltrain's FY18 FG cap reduced by \$380,691 to \$14,012,309 due to failure to meet grand spend-down goals in FY17.
17	SFMTA's FY18 FG cap reduced by \$14,023,663 to \$20,002,337 due to failure to meet grand spend-down goals in FY17.
18	WETA is voluntarily deferring \$5 million of FG caps in FY18, to be restored after FY20.
19	FG Caps for FY19 to FY20 for all FG operators will be revised if necessary based on performance against grant spend-down targets as specified in TCP policy.