

MTC Resolution No. 4035, Revised

Subject: Transit Performance Initiative (TPI) Investment Program – Round Three and Program Update. Recommendations for approximately \$19 million in STP/CMAQ funds and \$1 million in Low Carbon Transit Operations Program funds through the Transit Performance Initiative (TPI) Investment program (\$16 million in funding for TPI Investment Round Three, and re-direction of \$4 million in funding for TPI Investment Round Two) and a semi-annual update on the TPI Investment program.

Background: **Transit Performance Initiative – Investment Program, Round 3**
The TPI Investment program funds low-cost capital investments that can improve operations and customer experience on major transit corridors and systems, and that can be implemented rapidly. In October 2012, the Commission committed \$82 million in federal Cycle 2 STP/CMAQ funds to the Transit Performance Initiative (TPI) Investment Program. In May 2016, the Commission committed one-third of the region’s population-based Low Carbon Transit Operations Program (LCTOP) funds to the program. To date, \$65 million has been programmed from TPI Investment funds.

Project Selection Process

MTC issued a call for projects for Round 3 in September 2016, and received applications from eight agencies, with a total request of approximately \$20 million (summarized in Attachment A). MTC staff convened an evaluation panel consisting of staff from MTC, transit agencies, and a representative of the MTC Policy Advisory Council. Submissions were scored against program fit, project readiness, project management capacity, travel time savings, operating cost savings, benefits to existing and new riders, service frequency, and passenger volumes.

Funding Recommendations

Staff recommends funding five projects for a total of \$16 million, as shown in Attachment A. For federal funds, a local funding match of at least 11% is required. The recommended grant awards fund project elements that improve speed, reduce travel times, increase travel time reliability, enhance customer experience, and can be implemented in a relatively fast timeframe consistent with program objectives. Together, these projects are estimated to save over \$3 million in annual operating costs and reduce travel time along the corridors by 5 to 10 percent (for bus projects) for the over 165 million annual riders on these routes. Fact sheets for the recommended corridors are attached.

Semi-Annual Program Update

The semi-annual TPI Investment program update is attached as Attachment C

Issues:

1. BART’s Train Seat Modification Project application included two elements: reconfiguration of train cars to provide more standing room, and a study on innovative vehicle interior design. Staff recommends funding only the capital element, as that is the intent of the TPI Investment program.

2. AC Transit's San Pablo and Telegraph Rapid Bus Upgrades project application leverages concurrent funding applications to the Alameda County Transportation Commission. In the event that AC Transit does not receive their full proposed matching funds, staff will work with the agency to prioritize project elements that will deliver the most effective usable segment with TPI funds.
3. SamTrans' Traffic Signal Priority on El Camino Real (State Route 82) project will require extensive coordination with local jurisdictions. Caltrans is supportive of the project and has sent a letter of cooperation for the project (Attachment A-1). If awarded, staff urges SamTrans to evaluate ways to shorten the project timeline.
4. Transit Performance Initiative – Investment Program, Round 2: SFMTA was awarded \$5 million in Round 2 for two projects: \$3.2 million for Muni Forward Capital Transit Enhancements, and \$1.8 million for Colored Lanes on MTA Rapid Network. The Muni Forward projects (\$3.2 million) are now being implemented using San Francisco Transportation General Obligation bond funds rather than TPI funds. \$1 million worth of Colored Lanes work is proceeding with TPI funds, while the remaining components at a cost of \$0.8 million are no longer identified as an SFMTA priority. In total, SFMTA has requested to transfer \$4 million of their Round 2 awards to the Geary Bus Rapid Transit Phase 1 project. Additionally, SFMTA has applied for \$6 million for the same project in Round 3, for a total request of \$10 million in TPI funds for the Geary BRT project. Staff recommends the full requested amount from the Round 3 application, and also recommends the partial transfer of Round 2 funds. However, a 10% penalty is recommended for the Round 2 funds transfer (\$400,000). For administrative purposes, this penalty is reflected in the recommended award amount for Round 3.
5. All awards are subject to future action by the awardee's Board, as required by funding sources. Final assignment of the estimated \$1.1 million in LCTOP funds will take place in a future Commission action, along with approval of the other LCTOP projects throughout the region.

Recommendation: Refer MTC Resolution No. 4035, Revised to the Commission for approval.

Attachments: Attachment A: Summary of TPI Round 3 Applications and Recommendations
Attachment A-1: Caltrans Cooperation Letter
Attachment B: TPI Investment Program – Round 3 Fact Sheets
Attachment C: TPI Investment Program Semi-Annual Update (Presentation)
MTC Resolution No. 4035, Revised.

Attachment A:
Summary of TPI Round 3 Applications and Recommendations

Agency	Project	Total Project Budget	TPI Request	TPI Staff Recommendation
SFMTA	Geary Bus Rapid Transit (BRT) Phase 1: Near-Term Improvements	34,386,000	6,009,000	5,600,000*
SamTrans	SamTrans Traffic Signal Priority on El Camino Real	3,907,000	3,459,000	3,459,000
BART	BART Train Seat Modification Project	2,133,000	1,888,000	1,503,239
AC Transit	San Pablo and Telegraph Rapid Bus Upgrades Project	10,000,000	5,000,000	5,000,000
VTA	Santa Clara Pocket Track Light Rail Interlocking	1,500,000	500,000	500,000
Caltrain	Caltrain Control Point Brittan	7,715,000	2,581,000	-
GGBHTD	Golden Gate Ferry Parking Payment and Online/Mobile Ticket Sales Systems	500,000	442,600	-
NVTA	Napa Valley Transportation Authority Automated Dispatch System	76,438	67,265	-
	Total	60,217,438	19,946,865	16,062,239

Note: SFMTA is recommended for \$4,500,000 in STP/CMAQ funding and the balance of the region's TPI Investment funds from the FY2016-17 Low Carbon Transit Operations Program, currently estimated at \$1,100,000.

DEPARTMENT OF TRANSPORTATION

DISTRICT 4
P.O. BOX 23660
OAKLAND, CA 94623-0660
PHONE (510) 286-6196
FAX (510) 715-7554
TTY 711
www.dot.ca.gov



*Serious Drought.
Help save water!*

December 15, 2016

Ms. Melanie Choy
Senior Planner, Programming and Allocations
Metropolitan Transportation Commission
375 Beale Street
San Francisco, CA 94105

Dear Ms. Choy:

I am writing to express the interest of the California Department of Transportation (Caltrans) in working with SamTrans on developing and implementing Transit Signal Priority (TSP) for its fixed-route transit service along State Route (SR) 82 in San Mateo County.

We understand that SamTrans is applying for Transit Performance Initiative Grant Program funding to install TSP on SR 82 from Daly City to the Santa Clara County border. It would connect to existing TSP on SR 82 in Santa Clara County and would be integrated with signal system software recently installed as part of the San Mateo County Smart Corridor project. TSP is a key operational element that can substantially improve transit travel time and reliability. This project is expected to increase ridership by making transit a more attractive and viable travel option in the corridor. It is consistent with Caltrans' Strategic Management Plan to increase non-auto modes and provide mobility choices.

We look forward to working with SamTrans on the TSP project. As this effort moves into the project development phase, traffic operational analysis will be required. Detailed comments will be provided during the project development process.

Should you have any questions regarding this letter or require additional information, please contact Ina Gerhard, District Office Chief, Transit and Community Planning, at (510) 286-5598 or by email at ina.gerhard@dot.ca.gov.

Sincerely,

A handwritten signature in blue ink that reads "Jean C.R. Finney".

JEAN C.R. FINNEY
Deputy District Director
Transportation Planning and Local Assistance

Ms. Melanie Choy
December 15, 2016
Page 2

Cc: J.Hurley, P. Skinner

Attachment B: TPI Investment Program – Round 3 Fact Sheets

SFMTA – Geary Bus Rapid Transit (BRT) Phase 1

Recommended Funding: \$9.6M (\$4.0M TPI Round 2 Transfer; \$5.6M TPI Round 3)

Estimated Total Project Cost: \$34.4 M

Lead Implementing Agency/ Sponsor: SFMTA

Project Location: Geary Boulevard between Market Street and Stanyan Street.

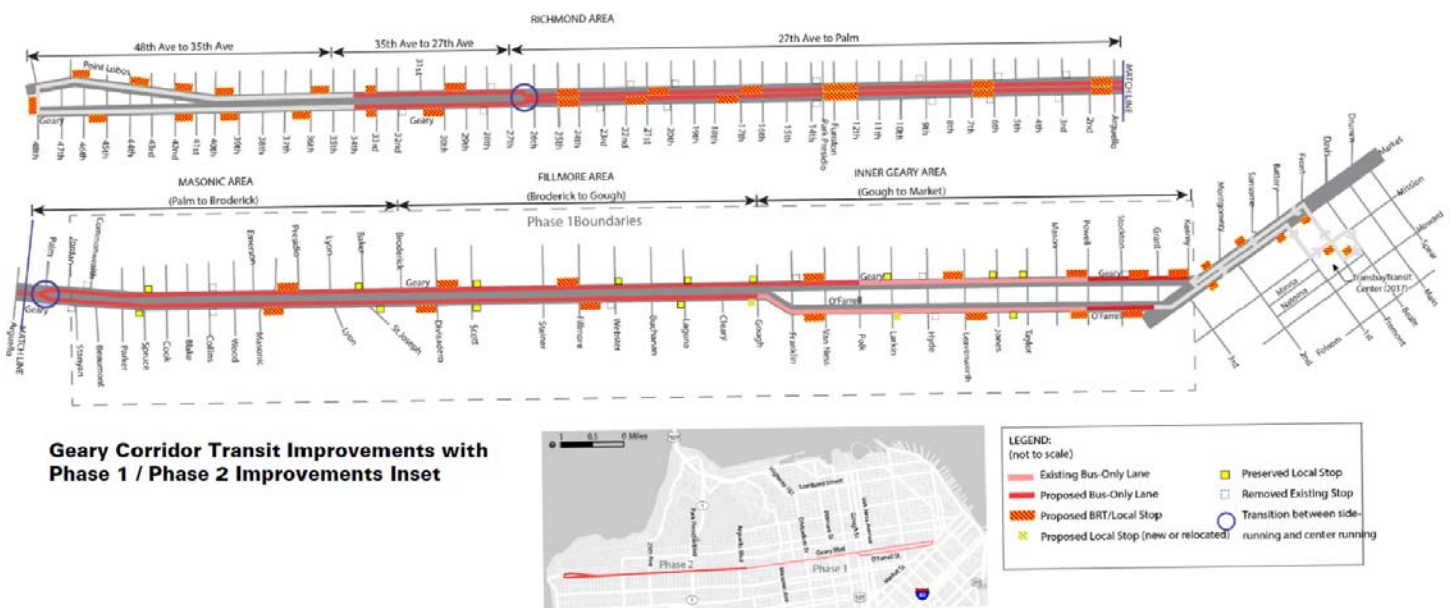
Project Description: This project will implement red transit-only lanes, stop consolidation, and transit signal priority optimization along a three-miles segment of Geary Boulevard.

Project Benefits: These improvements are estimated to result in:

- Travel time savings: 5 minutes per trip
- Improvement of on-time performance and service reliability

Project Schedule: Environmental Clearance: Summer 2017
Project Completion: Fall 2020

Project Map:



Attachment B: TPI Investment Program – Round 3 Fact Sheets

SamTrans – Traffic Signal Priority on El Camino Real

Recommended TPI Funding: \$3.5 M

Estimated Total Project Cost: \$3.9 M

Lead Implementing Agency/ Sponsor: SamTrans

Project Location: El Camino Real in San Mateo County (Daly City BART to Palo Alto Caltrain). Jurisdictions/agencies involved include Caltrans (owner of roadway), C/CAG, and cities of Daly City, Colma, South San Francisco, San Bruno, Millbrae, Burlingame, San Mateo, Belmont, San Carlos, Redwood City, Atherton, and Menlo Park.

Project Description: This project will implement traffic signal priority for SamTrans buses traveling on El Camino Real.

Project Benefits: These improvements are estimated to result in:

- Shortened travel times (estimated 12-minute reduction for each one way trip)
- Reduced operating costs
- Potential for increased service on ECR route or elsewhere in system

Project Schedule: Environmental Clearance: exempt
Project Completion: Summer 2021

Project Map:



Attachment B: TPI Investment Program – Round 3 Fact Sheets

BART – Train Seat Modification Project

Recommended TPI Funding: \$1.5 M

Estimated Total Project Cost: \$2.1 M (including vehicle interior design study)

Lead Implementing Agency/ Sponsor: BART

Project Location: BART train car fleet (up to 360 cars)

Project Description: This project will modify the seat configuration of up to 360 existing BART cars, removing 7 seats per car on one side.

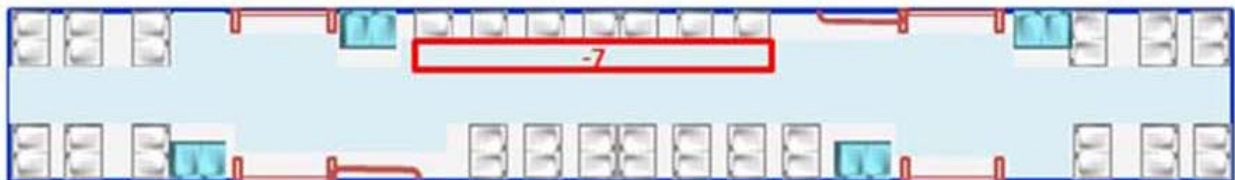
Project Benefits: Increased capacity on these cars is expected to provide:

- Space for an additional 14 riders per car
- Reduction of “choke points” that impede passenger flow in cars
- Reduction of crush loads
- Reduction in passengers unable to board trains due to crowding
- Reduction in dwell times at stations

Project Schedule: Environmental Clearance: Exempt
Project Completion: Winter 2018-19

Project Graphic:

MOD 3 (A2/B2:53 seats, C1/C2:49 seats): Divide 7 seat pairs through center of one side of car into single seats; open center standing space and improve circulation



Attachment B: TPI Investment Program – Round 3 Fact Sheets

AC Transit – San Pablo and Telegraph Rapid Bus Upgrades

Recommended Funding: \$5.0M

Estimated Total Project Cost: \$10.0 M

Lead Implementing Agency/ Sponsor: AC Transit

Project Location: AC Transit Route 72 Corridor (San Pablo Avenue between 20th Street in Oakland and Contra Costa College in San Pablo, passing through Emeryville, Berkeley, Albany, El Cerrito, and Richmond); AC Transit Route 6 Corridor (Telegraph Avenue between 20th Street in Oakland and Bancroft Way in Berkeley, additional streets in Berkeley).

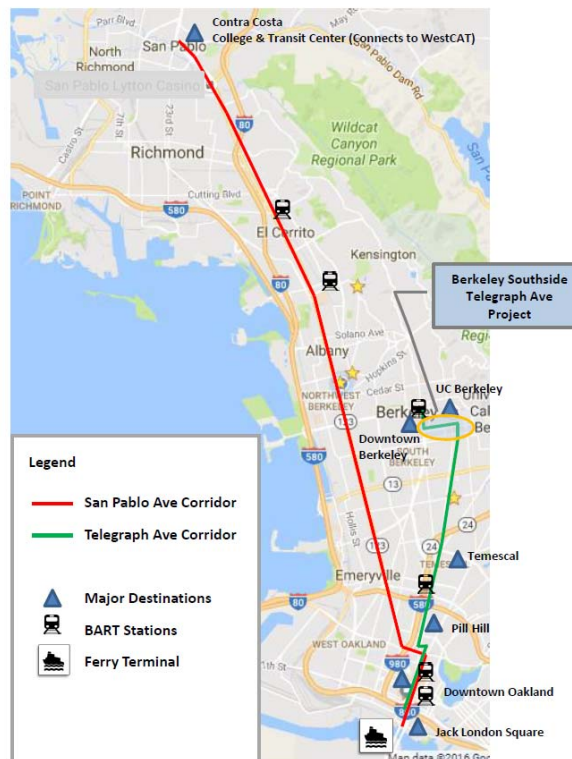
Project Description: San Pablo Corridor: upgrade Transit Signal Priority equipment.
Telegraph Ave Corridor: upgrade Transit Signal Priority equipment, optimize bus stop locations
Berkeley Southside Transit Lane: add one mile of red transit lanes

Project Benefits: These improvements are estimated to result in:

- 5% reduction in travel time on AC Transit Routes 6, 72R, and 72/72M
- Increased reliability
- Reduction in operating costs due to shorter travel times

Realization of full benefits is based on full project implementation; staff will work with AC Transit to prioritize improvements to maximize benefits of available funding in the event that proposed matching funds are not available

Project Schedule: Environmental Clearance: Spring 2017
Project Completion: Winter 2018-19

Project Map:

Attachment B: TPI Investment Program – Round 3 Fact Sheets

VTa: Santa Clara Pocket Track Light Rail Interlocking

Recommended TPI Funding: \$0.5 M

Estimated Total Project Cost: \$1.5 M

Lead Implementing Agency/ Sponsor: VTA

Project Location: VTA Light Rail tracks in the vicinity of Old Ironsides and Great America stations

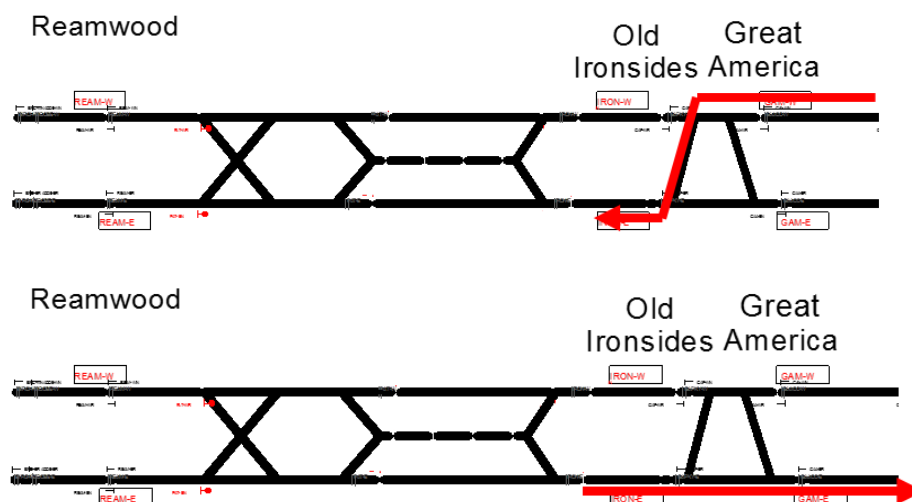
Project Description: As part of the VTA Light Rail Efficiency project, this TPI project will construct an interlocking, an arrangement of track signals and trackwork to prevent conflicting movements of trains through the same location, between the recently constructed Santa Clara pocket track and the main tracks through this section. Specifically, TPI funds will be used to construct the portion of the interlocking that will allow trains to turn back using the Old Ironsides platform.

Project Benefits: VTA's new light rail operating plan will increase service in the Old Ironsides area, with one line running through every 15 minutes, and another line turning back at the station every 15 minutes. This interlocking will enable trains to turn back more efficiently, saving time and allowing VTA to put one less train in service. The interlocking will also enable VTA to clear any delays in the area more quickly.

Project Schedule: Environmental Clearance: Exempt
Project Completion: Summer 2018

Project Diagram:

Starting at the Great America Platform, a train would proceed west, then crossover to the eastbound track via the crossover east of Old Ironsides station. This train would then layover on the eastbound side of the Old Ironsides Platform. After a westbound train enters the stations, the operator will change ends and prepare to operate the train eastbound. The train could then proceed straight eastbound without going through any additional crossovers.



Transit Performance Initiative (TPI) Investment Program Update



Programming and Allocations
Committee

January 11, 2017

TPI Investment Program

1st Round Overview (Approved May 2012)

Agency	Project	TPI Award (in \$million)
AC Transit	Line 51 Corridor Delay Reduction & Sustainability Project	\$ 10.5
San Francisco Municipal Transportation Authority (SFMTA)	Mission Customer First	\$ 7.0
	N-Judah Customer First	\$ 3.8
	Bus Stop Consolidation and Roadway Modification (9-San Bruno)*	\$ 4.1
Santa Clara Valley Transportation Authority (SCVTA)	Light Rail Transit Signal Priority Improvements	\$ 1.6
	Stevens Creek — Limited 323 Transit Signal Priority	\$ 0.7
Total		\$ 27.7

*Scope determined Sept. 2014. Project reports with Round 2 projects



1st Round Project Progress

- **Line 51 Corridor Delay Reduction & Sustainability Project**
 - Construction complete; delays in fully implementing project
 - Transit Signal Priority is in use; Queue Jumps to be placed in service before end of year – driver training ongoing
 - Full follow-up study to be conducted in February 2017





1st Round Project Progress

➤ **Light Rail Transit Signal Priority Improvements**

- Contract award expected Winter 2017
- Developing funding agreements with local jurisdictions
- Completion now expected in late 2019 (additional two-year delay)

➤ **Stevens Creek 323 Transit Signal Priority**

- Installation complete on 30 buses and in bus yard
- Transit Signal Priority in use in Cupertino and majority of San Jose; installation complete in Santa Clara and planned on Caltrans right of way
- Installation completion expected Spring 2017 (additional 6-month delay)
- Already seeing two-minute travel time decreases along route





1st Round Project Progress

5

➤ **Mission Customer First**

- Transit lane colorization complete
- Transit signal priority installed
- Muni Forward branding work on buses and stops underway

➤ **N-Judah Customer First**

- Transit signal priority equipment installed; 4th Ave signal activated
- Transit lane colorization complete
- Remaining work needed: power connection at several intersections
- Expected to be fully operational early 2017



TPI Investment Program

2nd Round Overview (Approved September 2014)

Agency	Project	TPI Award (in \$million)
AC Transit	South Alameda County Major Corridors Travel Time Improvement	\$ 5.0
San Francisco Municipal Transportation Authority (SFMTA)	Colored Lanes on MTA Rapid Network	\$ 1.8
	Muni Forward Capital Transit Enhancements	\$ 3.2
Santa Clara Valley Transportation Authority (SCVTA)	Mountain View Double Track Improvements – Phase 1 <i>Complete ✓</i>	\$ 8.0
City of Dublin/ Livermore Amador Valley Transit Authority (LAVTA)	Dublin Boulevard Transit Performance Initiative	\$ 1.7
Total		\$ 19.0





2nd Round Project Progress

- **Colored Lanes on MTA Rapid Network**
- **Muni Forward Capital Transit Enhancements**
 - Work underway using local bond funds
 - Proposal for reprogramming these funds along with Round 3
- **9-San Bruno: Potrero Ave Fast Track Transit and Streetscape Improvements**
 - Construction underway; TPI work part of larger Public Works project
 - Expected completion by Spring 2018



2nd Round Project Progress



- **AC Transit South Alameda County Major Corridors Travel Time Improvement**
- **LAVTA Dublin Boulevard Transit Performance Initiative**
 - Both projects working with MTC Next Generation Arterial Operations Program and on track
 - AC Transit awarded Adaptive Traffic Control System contract in September, design service contract awarded in December; construction completion estimated by Fall 2017
 - LAVTA awarded Adaptive Signal Control Technology contract in August; detection design contract awarded in December; construction completion estimated by Spring 2017





Clipper Phase 3 Implementation Update

- In March 2014, \$8 million in TPI-Investment funds were committed for Clipper expansion on small operators.

LAUNCHED:
SF-Vallejo Ferry, Marin Transit,
Napa/Solano Counties



LAUNCHED: Sonoma
City/County Bus

SonomaCountyTransit



Spring 2017*



Early 2017

Union City Transit

LAUNCHED: East Bay Suburban Bus



*SMART service opening delayed, now estimated at late Spring 2017.



TPI Investment Program

3rd Round Overview

Agency	Project	TPI Amount (\$ millions)	Approved
Various	Bay Bridge Forward	\$10.0	July 2016
SFMTA	Geary BRT Phase 1	\$5.6	Subject of today's action
SamTrans	Traffic Signal Priority on El Camino Real	\$3.5	
BART	Train Seat Modification Project	\$1.5	
AC Transit	San Pablo and Telegraph Rapid Bus Upgrades Project	\$5.0	
VTA	Santa Clara Pocket Track Light Rail Interlocking	\$0.5	
Total		\$26 million	



Date: May 17, 2012
W.I.: 1512
Referred by: Planning
Revised: 10/24/12-C 11/28/12-C 12/19/12-C
01/23/13-C 02/27/13-C 05/22/13-C
09/25/13-C 11/20/13-C 12/18/13-C
01/22/14-C 02/26/14-C 03/26/14-C
04/23/14-C 05/28/14-C 06/25/14-C
07/23/14-C 09/24/14-C 12/17/14-C
03/25/15-C 05/27/15-C 06/24/15-C
07/22/15-C 09/23/15-C 10/28/15-C
11/18/15-C 12/16/15-C 01/27/16-C
02/24/16-C 03/23/16-C 05/25/16-C
07/27/16-C 12/21/16-C 01/25/17-C

ABSTRACT

Resolution No. 4035, Revised

This resolution adopts the Project Selection Policies and Programming for federal Surface Transportation Authorization Act following the Safe, Accountable, Flexible and Efficient Transportation Equity Act (SAFETEA), and any extensions of SAFETEA in the interim. The Project Selection Policies contain the project categories that are to be funded with various fund sources including federal surface transportation act funding available to MTC for its programming discretion to be included in the federal Transportation Improvement Program (TIP).

The resolution includes the following attachments:

Attachment A – Project Selection Policies

Attachment B-1 – Regional Program Project List

Attachment B-2 – OneBayArea Grant (OBAG) Project List

Attachment A (page 13) was revised on October 24, 2012 to update the PDA Investment & Growth Strategy (Appendix A-6) and to update county OBAG fund distributions using the most current RHNA data (Appendix A-1 and Appendix A-4). The Commission also directed \$20 million of the \$40 million in the regional PDA Implementation program to eight CMAs and the San Francisco Planning Department for local PDA planning implementation. Attachment B-1 and B-2 were revised to add new projects selected by the Solano Transportation Authority and Santa Clara Valley Transportation Authority and to add projects under the Freeway Performance Initiative and to reflect the redirection of the \$20 million in PDA planning implementation funds.

Attachment A (pages 8, 9 and 13) was revised on November 28, 2012 to confirm and clarify the actions on October 24, 2012 with respect to the County PDA Planning Program.

Attachment A (page 12) was revised on December 19, 2012 to provide an extension for the Complete Streets policy requirement. Attachments B-1 and B-2 were revised to add new projects selected by the Solano Transportation Authority, Sonoma County Transportation Authority and Santa Clara Valley Transportation Authority; add funding for CMA Planning activities; and to shift funding between two San Francisco Municipal Transportation Agency projects under the Transit Performance Initiatives Program.

Attachments B-1 and B-2 were revised on January 23, 2013 to add new projects selected by various Congestion Management Agencies and to add new projects selected by the Commission in the Transit Rehabilitation Program.

As referred by the Programming and Allocations Committee, Attachment B-1 and Appendix A-2 were revised on February 27, 2013 to add Regional Safe Routes to School programs for Alameda and San Mateo counties, and to reflect previous Commission actions pertaining to the Transit Capital Rehabilitation Program, and to reflect earlier Commission approvals of fund augmentations to the county congestion management agencies for regional planning activities. As referred by the Planning Committee, Attachments A and B-1 were revised to reflect Commission approval of the regional Priority Development Area (PDA) Planning and Implementation program and Priority Conservation Area (PCA) program.

As referred by the Programming and Allocations Committee, Attachments B-1 and B-2 and Appendix A-2 to Attachment A were revised on May 22, 2013 to shift funding between components of the Freeway Performance Initiative Program with no change in total funding; and split the FSP/Incident Management project into the Incident Management Program and FSP/Callbox Program with no change in total funding; and redirect funding from ACE fare collection equipment to ACE positive train control; and add new OBAG projects selected by the Contra Costa Transportation Authority, Napa County Transportation and Planning Agency, City/County Association of Governments of San Mateo (CCAG), and the Solano Transportation Authority, including OBAG augmentation for CCAG Planning activities.

Attachments B-1 and B-2 were revised on September 25, 2013 to add new projects selected by various Congestion Management Agencies in the OneBayArea Grant, Regional Safe Routes to School, and Priority Conservation Area Programs.

Attachment A, Attachments B-1 and B-2 and Appendix A-2 to Attachment A were revised on November 20, 2013 to add new projects and make grant amount changes as directed by various Congestion Management Agencies in the OneBayArea Grant Program. Also the deadline for jurisdictions' adoption of general plans meeting the latest RHNA was updated to reflect the later than scheduled adoption of Plan Bay Area.

Attachment B-1 to the resolution was revised on December 18, 2013 to add an FPI project for environmental studies for the I-280/Winchester I/C modification.

Attachment B-2 was revised on January 22, 2014 to adjust project grant amounts as directed by various Congestion Management Agencies in the OneBayArea Grant Program, including changes as a result of the 2014 RTIP.

Attachments B-1 and B-2 were revised on February 26, 2014 to add six OBAG projects selected by the CMA's, make adjustments between two Santa Clara OBAG projects, and add three PDA Planning Program projects in Sonoma County.

Attachment B-1 was revised on March 26, 2014 to add 15 projects to the Transit Performance Initiative Program and 3 projects in Marin County to the North Bay Priority Conservation Area Program.

On April 23, 2014, Attachment B-1 was revised to add 13 projects to the Priority Conservation Grant Program, revise the grant amount for the BART Car Exchange Preventative Maintenance Project in the Transit Capital Rehabilitation Program, and add three projects to the Climate Initiatives Program totaling \$14,000,000.

As referred by the Planning Committee, Attachment B-1 was revised on May 28, 2014 to reflect Commission approval of the selection of projects for the PDA Planning Technical Assistance and PDA Staffing Assistance Programs.

As referred by the Programming and Allocations Committee, Attachment A and Attachment B-2 were revised on May 28, 2014 to change the program delivery deadline from March 31, 2016 to January 31, 2017, and to adjust two projects as requested by Congestion Management Agencies in the OneBayArea Grant Program.

On June 25, 2014, Attachment B-1 was revised to add an additional \$500,000 to the Breuner Marsh Project in the regional PCA Program and to identify a transportation exchange project (Silverado Trail Phase G) for the Soscot Headwaters Preserve Acquisition in the North Bay PCA Program, and to Redirect \$2,500,000 from Ramp Metering and Traffic Operations System (TOS) elements to the Program for Arterial System Synchronization (PASS), within the Freeway Performance Initiatives (FPI) Program.

On July 23, 2014, Attachment B-1 was revised to redirect \$22.0 million from the Cycles 1 & 2 Freeway Performance Initiatives (FPI) Programs and \$5 million from other projects and savings to the Golden Gate Bridge Suicide Deterrent System.

On September 24, 2014, Attachments B-1 and B-2 were revised to add 5 projects totaling \$19M to the Transit Performance Initiative Program (TPI), to shift funding within the Freeway Performance Initiative Program; to add a project for \$4 million for SFMTA for priority identified TPI funding; to provide an additional \$500,000 to the Freeway Performance Initiative (FPI); and to amend programming for two projects in Santa Clara County: San Jose's The Alameda "Beautiful Way" Phase 2 project, and Palo Alto's US-101/Adobe Creek Bicycle and Pedestrian Bridge project.

On December 17, 2014, Attachments A, B-1, and B-2 and Appendices A-1 and A-2 to Attachment A were revised to add a fifth year – FY 2016-17 - to the Cycle 2/OBAG 1 program to address the overall funding shortfall and provide additional programming in FY 2016-17 to maintain on-going commitments in FY 2016-17; make adjustments within the Freeway Performance Initiatives Program; rescind the Brentwood Wallace Ranch Easement Acquisition from the Priority Conservation Area (PCA) Program reducing the PCA program from \$5 million to \$4.5 million and use this funding to help with the FY 17 shortfall; identify two Santa Clara Local Priority Development Area Planning Program projects totaling \$740,305 to be included within MTC's Regional Priority Development Area Program grants; make revisions to local OBAG compliance policies for complete streets and housing as they pertain to jurisdictions' general plans update deadlines; add five car sharing projects totaling \$2,000,000 under the climate initiatives program; and add the Clipper Fare Collection Back Office Equipment Replacement Project to the Transit Capital Priority Program for \$2,684,772.

On March 25, 2015, Attachments B-1 and B-2 were revised to: add FY 2016-17 regional planning funds to Attachment B-1 per Commission action in December 2014; Redirect \$1.0 million from the ALA-I-680 Freeway Performance Initiative (FPI) project to Preliminary Engineering (PE) for various FPI corridors and redirect \$270,000 in FPI Right of Way (ROW) savings to the SCL I-680 FPI project to cover an increase in Caltrans support costs; direct funding to the statewide local streets and roads needs

assessment; identify specific Priority Development Area (PDA) planning grants in San Mateo County; delete the \$10.2 million Masonic Avenue Complete Streets project and add the SF Light Rail Vehicle Procurement project in San Francisco County; and redirect \$0.5 million from the Capitol Expressway Traffic ITS and Bike/Pedestrian Improvement project to the San Tomas Expressway Box Culvert Rehabilitation project in Santa Clara County.

On May 27, 2015, Attachment B-1 was revised to add Round 3 (\$9,529,829) of the Transit Performance Incentive Program which involves 7 new projects and augmentations to 7 existing projects; and to add the Grand Avenue Bicycle / Pedestrian Improvements Project (\$717,000) in San Rafael to the Safe Routes to School Program, and delete the Bicycle sharing project (\$6,000,000).

On June 24, 2015, Attachment B-1 was revised to identify a \$265,000 Local Priority Development Area Planning Grant for the City of Palo Alto.

On July 22, 2015, Attachments B-1 and Attachment B-2 were revised to redirect \$3,000,000 from the SFMTA N-Judah Mobility Maximization project to the SFMTA Colored Lanes on MTC Rapid Network project within the Transit Performance Initiative program, identify a \$252,000 Safe Routes to Schools grant for San Mateo County, redirect \$2,100,000 in Freeway Performance Initiative funding from the Alameda County I-680 project to the Various Corridors – Caltrans Preliminary Engineering project, delete \$500,000 from the SMART Vehicle Purchase project in Sonoma County (revised from \$6,600,000 to \$6,100,000), and add the SMART Clipper Card Service project in Sonoma County for \$500,000.

On September 23, 2015, Attachment B-2 was revised to redirect \$6,100,000 from the SMART Vehicle Purchase project to the SMART San Rafael to Larkspur Extension project.

On October 28, 2015, Attachment B-1 and B-2 were revised to redirect \$350,000 from Vacaville's Ulati Creek Bicycle/Pedestrian Pathway and Streetscape project to Vallejo's Downtown Streetscape – Phases 3 and 4 project, and to redirect \$122,249 from Marin Transit's Preventive Maintenance program to the preliminary engineering phase of Marin Transit's Relocate Transit Maintenance Facility project.

On November 18, 2015, Attachment B-1 and Appendix A-3 to Attachment A were revised to increase the program amount for the Safe Routes to School Program by \$2.35 million increasing the FY 2016-17 program amount to \$5.0 million.

On December 16, 2015, Attachment B-1 was revised to add six parking management and transportation demand management projects totaling \$6,000,000 under the Climate Initiatives Program.

On January 27, 2016, Attachments B-1 and B-2 were revised to: add the Golden Gate Bridge Highway and Transportation District's Advanced Communications and Information System (ACIS) project for \$2,000,000 under the Transit Capital Rehabilitation program; redirect \$10,000,000 under the Transit Capital Rehabilitation program from SFMTA's New 60' Flyer Trolley Bus Replacement project to SFMTA's New 40' Neoplan Bus Replacement project; and add \$74,000 in grant funding to the City of San Rafael's Grand Avenue Bicycle/Pedestrian Improvements project under the Regional Safe Routes to School program; and redirect \$67,265 from the San Francisco Department of Public Work's ER Taylor Safe Routes to School project to the Chinatown Broadway Complete Streets Phase IV project; and redirect \$298,000 from Menlo Park's Various Streets and Roads Preservation project and \$142,000 from San Bruno's San Bruno Avenue Pedestrian Improvements project to Daly City's John Daly Boulevard Bicycle and Pedestrian Improvements project (\$290,000) and San Carlo's Streetscape and Pedestrian Improvements project (\$150,000); and redirect \$89,980 from Vacaville's Ulatis Creek Bicycle and Pedestrian Path and Streetscape project to Suisun City's Driftwood Drive Path project.

On February 24, 2016, Attachment B-1 and Appendix A-2 were revised to transfer \$75,000 from BCDC Planning to MTC Planning within the Regional Planning Activities program, to enable an equivalent amount of MTC funds to support Bay Area Regional Collaborative Consultant expenses.

On March 23, 2016, Attachment B-1 was revised to transfer \$280,000 from MTC's 511- Traveler Information to MTC's Regional Performance Initiatives Implementation; identify funding for Service Authority for Freeways and Expressways (SAFE) separately from MTC funding (no change in total funding), direct \$1,073,000 to the Alameda County Safe Routes to School Program within the Regional Safe Routes to School Program; and identify three Priority Development Area planning grants in Santa Clara County within the Priority Development Area Planning and Implementation Program.

On May 25, 2016, Attachment B-1 was revised to redirect \$68,228 in cost savings from MTC/VTA's SR 82 Relinquishment Exploration Study to ABAG PDA Planning within the Priority Development Area (PDA) Planning and Implementation Program; redirect \$20.0 million in unobligated balances and cost savings within the Freeway Performance Initiative (FPI) for Caltrans to direct towards support and capital needs related to the close-out of active ramp metering projects and/or delivery of any outstanding ramp metering projects; transfer \$1,171,461 from Golden Gate Bridge Highway and Transportation District's Advanced Communications and Information System (ACIS) to its MS Sonoma Refurbishment

project; and add Round 4 (\$23,457,614) of the Transit Performance Initiative (TPI) Incentive Program, which involves 14 new projects and augmentations to nine existing projects.

On July 27, 2016, Attachment B-1 and B-2 were revised to: reflect updated cost savings numbers within the Freeway Performance Initiative (FPI); direct \$360,000 to the San Francisco Department of Public Health's Safe Routes to School Non-Infrastructure Program, direct \$314,000 to the Solano Transportation Authority's Solano County Safe Routes to School Non-Infrastructure Program and redirect \$791,000 from San Rafael's Grand Avenue Bicycle and Pedestrian Improvements project to Marin County's North Civic Center Drive Bicycle and Pedestrian Improvements project within the Regional Safe Routes to School Program; direct \$9 million to AC Transit's Higher Capacity Bus Fleets/Increased Service Frequencies program and \$1 million to MTC's West Grand Avenue Transit Signal Priority project within the Transit Performance Initiative – Capital Investment Program; identify a transportation exchange project (Vineyard Road Improvements) for Novato's Thatcher Ranch Easement and Pacheco Hill Parkland Acquisitions in the North Bay PCA Program; redirect \$52,251 from San Francisco Department of Public Works' (SF DPW) ER Taylor Safe Routes to School project to the Second Street Complete Streets project in the One Bay Area Grant County Program; and update the Second Street Complete Streets project to reflect that it will be implemented by SF DPW.

On December 21, 2016, Attachments B-1 and B-2 and appendices A-1, A-2 and A-4 were revised to: transfer \$100,000 from BCDC Planning to MTC Planning within the Regional Planning Activities program to support Bay Area Regional Collaborative expenses; redirect \$500,000 from MTC/SAFE's Incident Management Program within the Freeway Performance Initiative and \$338,000 from Hayward's Comprehensive Parking Management Plan Implementation project to MTC's Spare the Air Youth Program within the Climate Initiatives program; revise the project title of the Incident Management Program to clarify the focus on I-880 Integrated Corridor Management and direct \$383,000 in program savings for future use; direct \$5,820,000 from the Regional Performance Initiatives Corridor Implementation project under the Freeway Performance Initiative program as follows: \$1,100,000 to CCTA's San Pablo Dam Road project to facilitate an exchange of an equivalent amount of local funds to support MTC's Bay Bridge Forward Commuter Parking Initiative, \$1,100,000 to CCTA's SR 4 Operational Improvements, and \$3,620,000 for MTC's Bay Bridge Forward Commuter Parking Initiative - Related Activities project; repurpose \$10,000,000 in Transit Oriented Affordable Housing (TOAH) loan funds to a new Affordable Housing Jumpstart Program; transfer \$40,000 from San Anselmo's Sunny Hill Ridge and Red Hills Trail project to Mill Valley's Bayfront Park Recreational Bay Access project within the North Bay Priority Conservation Area (PCA) program; transfer \$100,000 from Emeryville's Hollis Street Preservation project to Berkeley's Hearst Avenue

Complete Streets project within the County Program; and transfer \$14,000 from MTC's Regional Performance Initiatives Corridor Implementation to Caltrans' to reflect actual obligations for their Ramp Metering and TOS Elements Program within the Freeway Performance Initiative. Appendices A-1, A-2 and A-4 were revised to reflect programming actions taken by the Commission with this action or in prior actions pertaining to the overall funding levels for Climate Initiatives, Safe Routes to School, Transit Capital Priorities, and Transit Performance Initiative programs within the Regional Program and the final amounts distributed to each county through the County Program.

On January 25, 2017, Attachment B-1 was revised to add Round 3 of the Transit Performance Initiative (TPI) Capital Investment Program, which involves five new projects; the programming for these projects is derived from \$14,962,000 in unprogrammed balances and \$3,991,000 redirected from Round 2 TPI projects, for a total of \$18,953,000.

Further discussion of the Project Selection Criteria and Programming Policies is contained in the memorandum to the Joint Planning Committee dated May 11, 2012; to the Programming and Allocations Committee dated October 10, 2012; to the Commission dated November 28, 2012; to the Programming and Allocations Committee dated December 12, 2012 and January 9, 2013; to the Joint Planning Committee dated February 8, 2013; to the Programming and Allocations Committee dated February 13, 2013, May 8, 2013, September 11, 2013, November 13, 2013, December 11, 2013, January 8, 2014, February 12, 2014, March 5, 2014, April 9, 2014; and to the Planning Committee dated May 9, 2014; and to the MTC Programming and Allocations Committee Summary Sheet dated May 14, 2014, June 11, 2014, July 9, 2014, September 10, 2014, December 10, 2014, March 11, 2015, May 13, 2015, and to the Administration Committee on May 13, 2015, and to the Programming and Allocations Committee on June 10, 2015, July 8, 2015, September 9, 2015, October 14, 2015, November 4, 2015, December 9, 2015, January 13, 2016, February 10, 2016, March 9, 2016, April 13, 2016, May 11, 2016, July 13, 2016, December 14, 2016, and January 11, 2017.

Date: May 17, 2012
W.I.: 1512
Referred By: Planning

RE: Federal Cycle 2 Program covering FY 2012-13, FY 2013-14, FY 2014-15 and FY 2015-16:
Project Selection Policies and Programming

METROPOLITAN TRANSPORTATION COMMISSION
RESOLUTION NO. 4035

WHEREAS, the Metropolitan Transportation Commission (MTC) is the Regional Transportation Planning Agency (RTPA) for the San Francisco Bay Area pursuant to Government Code Section 66500 et seq.; and

WHEREAS, MTC is the designated Metropolitan Planning Organization (MPO) for the nine-county San Francisco Bay Area region and is required to prepare and endorse a Transportation Improvement Program (TIP) which includes federal funds; and

WHEREAS, MTC is the designated recipient for federal funding administered by the Federal Highway Administration (FHWA) assigned to the MPO/RTPA of the San Francisco Bay Area for the programming of projects (regional federal funds); and

WHEREAS, the federal funds assigned to the MPOs/RTPAs for their discretion are subject to availability and must be used within prescribed funding deadlines regardless of project readiness; and

WHEREAS, MTC, in cooperation with the Association of Bay Area Governments, (ABAG), the Bay Area Air Quality Management District (BAAQMD), the Bay Conservation and Development Commission (BCDC), California Department of Transportation (Caltrans), Congestion Management Agencies (CMAs), transit operators, counties, cities, and interested stakeholders, has developed criteria, policies and procedures to be used in the selection of projects to be funded with various funding including regional federal funds as set forth in Attachments A, B-1 and B-2 of this Resolution, incorporated herein as though set forth at length; and

WHEREAS, using the policies set forth in Attachment A of this Resolution, MTC, in cooperation with the Bay Area Partnership and interested stakeholders, has or will develop a program of projects to be funded with these funds for inclusion in the federal Transportation Improvement Program (TIP), as set forth in Attachments B-1 and B-2 of this Resolution, incorporated herein as though set forth at length; and

WHEREAS the federal TIP and subsequent TIP amendments and updates are subject to public review and comment; now therefore be it

RESOLVED that MTC approves the "Project Selection Policies and Programming" for projects to be funded with Cycle 2 Program funds as set forth in Attachments A, B-1 and B-2 of this Resolution; and be it further

RESOLVED that the federal funding shall be pooled and redistributed on a regional basis for implementation of Project Selection Criteria, Policies, Procedures and Programming, consistent with the Regional Transportation Plan (RTP); and be it further


RESOLVED that the projects will be included in the federal TIP subject to final federal approval; and be it further

RESOLVED that the Executive Director or his designee can make technical adjustments and other non-substantial revisions, including updates to fund distributions to reflect final 2014-2022 FHWA figures; and be it further

RESOLVED that the Executive Director or designee is authorized to revise Attachments B-1 and B-2 as necessary to reflect the programming of projects as the projects are selected and included in the federal TIP; and be it further

RESOLVED that the Executive Director shall make available a copy of this resolution, and such other information as may be required, to the Governor, Caltrans, and to other such agencies as may be appropriate.

METROPOLITAN TRANSPORTATION COMMISSION



Adrienne J. Tissier, Chair

The above resolution was entered into by the Metropolitan Transportation Commission at the regular meeting of the Commission held in Oakland, California, on May 17, 2012

Attachment B-1

MTC Res. No. 4035, Attachment B-1

Adopted: 05/17/12-C

Revised: 10/24/12-C

OBAG 1 Regional Programs FY 2012-13 through FY 2016-17 January 2017

11/28/12-C 12/19/12-C 01/23/13-C 02/27/13-C 05/22/13-C 09/25/13-C
11/20/13-C 12/18/13-C 02/26/14-C 03/26/14-C 04/23/14-C 05/28/14-C
06/25/14-C 07/23/14-C 09/24/14-C 11/19/14-C 12/17/14-C 03/25/15-C
05/27/15-C 06/24/15-C 07/22/15-C 10/28/15-C 11/18/15-C 12/16/15-C
01/27/16-C 02/24/16-C 03/23/16-C 05/25/16-C 07/27/16-C 12/21/16-C
01/25/17-C

OBAG 1 Regional Programs Project List

Project Category and Title	Implementing Agency	Total STP/CMAQ	Total Other RTIP/TAP/TFCA	Total OBAG 1
OBAG 1 REGIONAL PROGRAMS		\$450,946,000	\$40,000,000	\$490,946,000
1. REGIONAL PLANNING ACTIVITIES (STP Planning)				
ABAG Planning	ABAG	\$3,393,000	\$0	\$3,393,000
BCDC Planning	BCDC	\$1,526,000	\$0	\$1,526,000
MTC Planning	MTC	\$3,568,000	\$0	\$3,568,000
1. REGIONAL PLANNING ACTIVITIES (STP Planning) TOTAL:		\$8,487,000	\$0	\$8,487,000
2. REGIONAL OPERATIONS (RO)				
511 - Traveler Information	MTC	\$57,520,000	\$0	\$57,520,000
Clipper® Fare Media Collection	MTC	\$21,400,000	\$0	\$21,400,000
SUBTOTAL		\$78,920,000	\$0	\$78,920,000
Incident Management Program - I-880 Integrated Corridor Management	MTC	\$11,357,000	\$0	\$11,357,000
FSP/Call Box Program	MTC/SAFE	\$14,462,000	\$0	\$14,462,000
SUBTOTAL		\$25,819,000	\$0	\$25,819,000
2. REGIONAL OPERATIONS (RO) TOTAL:		\$104,739,000	\$0	\$104,739,000
3. FREEWAY PERFORMANCE INITIATIVE (FPI)				
Regional Performance Initiatives Implementation	SAFE	\$7,750,000	\$0	\$7,750,000
Regional Performance Initiatives Corridor Implementation	MTC	\$7,480,000	\$0	\$7,480,000
Bay Bridge Forward - Commuter Parking Initiative - Related Activities	MTC	\$3,620,000	\$0	\$3,620,000
CC-I-80 San Pablo Dam Rd I/C (for BBF Commuter Parking Initiative)	CCTA	\$1,100,000	\$0	\$1,100,000
Program for Arterial System Synchronization (PASS)	MTC	\$9,000,000	\$0	\$9,000,000
PASS - LAVTA Dublin Blvd Transit Performance Initiative	MTC	\$500,000	\$0	\$500,000
PASS - AC Transit South Alameda County Corridors Travel Time Imps	MTC	\$500,000	\$0	\$500,000
SUBTOTAL		\$29,950,000	\$0	\$29,950,000
Ramp Metering and TOS Elements - MTC Program				
FPI - ALA SR92 & I-880: Clawiter to Hesperian & Decoto Road	Caltrans	\$656,000	\$0	\$656,000
FPI - CC SR4 & SR242: Loveridge to Alhambra & I-680 to SR 4 Ph. 1	SAFE	\$750,000	\$0	\$750,000
FPI - CC SR4 & SR242: Loveridge to Alhambra & I-680 to SR 4 Ph. 2	Caltrans	\$8,132,000	\$0	\$8,132,000
FPI - CC SR 4 Operational Improvements	CCTA	\$1,100,000	\$0	\$1,100,000
FPI - Various Corridors Caltrans Right of Way (ROW)	Caltrans	\$730,000	\$0	\$730,000
FPI - SOL I-80 Ramp Meeting and Traffic Operations	Caltrans	\$170,000	\$0	\$170,000
FPI - SCL US 101: San Benito County Line to SR 85	Caltrans	\$3,200,000	\$0	\$3,200,000
FPI - SON 101 - MRN Co Line - Men Co Line	MTC	\$350,000	\$0	\$350,000
FPI - SCL I-680: US 101 to ALA Co. Line	Caltrans	\$270,000	\$0	\$270,000
Unprogrammed Future RTIP	TBD	\$0	\$34,000,000	\$34,000,000
SUBTOTAL		\$15,358,000	\$34,000,000	\$49,358,000
Ramp Metering and TOS Elements - Caltrans Program				
FPI Caltrans - ALA I-680, ALA I-880, MRN US-101 (Savings from Caltrans ROW)	Caltrans	\$270,000	\$0	\$270,000
FPI Caltrans - ALA I-680, ALA I-880, MRN US-101 (Savings from SCL 101)	Caltrans	\$3,417,000	\$0	\$3,417,000
FPI Caltrans - ALA I-680, ALA I-880, MRN US-101 (Savings from CC 4/242)	Caltrans	\$4,686,000	\$0	\$4,686,000
FPI Caltrans - ALA I-580 - SJ Co. Line to I-238	Caltrans	\$4,808,000	\$0	\$4,808,000
FPI Caltrans - ALA I-680, ALA I-880, MRN US-101	Caltrans	\$6,819,000	\$0	\$6,819,000
SUBTOTAL		\$20,000,000	\$0	\$20,000,000
3. FREEWAY PERFORMANCE INITIATIVE (FPI) TOTAL:		\$65,308,000	\$34,000,000	\$99,308,000
4. PAVEMENT MANAGEMENT PROGRAM (PMP)				
Pavement Management Program (PMP)	MTC	\$1,547,000	\$0	\$1,547,000
Pavement Technical Advisory Program (PTAP)	MTC	\$7,500,000	\$0	\$7,500,000
Statewide Local Streets and Roads (LSR) Needs Assessment	MTC/Caltrans	\$53,000	\$0	\$53,000
4. PAVEMENT MANAGEMENT PROGRAM (PMP) TOTAL:		\$9,100,000	\$0	\$9,100,000
5. PRIORITY DEVELOPMENT AREA (PDA) PLANNING AND IMPLEMENTATION				
Regional PDA Implementation				
PDA Planning - ABAG	ABAG	\$2,068,228	\$0	\$2,068,228
SUBTOTAL		\$2,068,228	\$0	\$2,068,228
Affordable Housing Jumpstart Program				
SF Park Parking Pricing (Affordable Housing Jumpstart Program Exchange)	SFMTA	\$10,000,000	\$0	\$10,000,000
SUBTOTAL		\$10,000,000	\$0	\$10,000,000
Local PDA Planning				
Local PDA Planning - Alameda	ACTC	\$3,905,000	\$0	\$3,905,000
Local PDA Planning - Contra Costa	CCTA	\$2,745,000	\$0	\$2,745,000
Local PDA Planning - Marin	TAM	\$750,000	\$0	\$750,000

Attachment B-1

MTC Res. No. 4035, Attachment B-1

Adopted: 05/17/12-C

Revised: 10/24/12-C

OBAG 1 Regional Programs FY 2012-13 through FY 2016-17 January 2017

11/28/12-C 12/19/12-C 01/23/13-C 02/27/13-C 05/22/13-C 09/25/13-C
11/20/13-C 12/18/13-C 02/26/14-C 03/26/14-C 04/23/14-C 05/28/14-C
06/25/14-C 07/23/14-C 09/24/14-C 11/19/14-C 12/17/14-C 03/25/15-C
05/27/15-C 06/24/15-C 07/22/15-C 10/28/15-C 11/18/15-C 12/16/15-C
01/27/16-C 02/24/16-C 03/23/16-C 05/25/16-C 07/27/16-C 12/21/16-C
01/25/17-C

OBAG 1 Regional Programs Project List

Project Category and Title	Implementing Agency	Total STP/CMAQ	Total Other RTIP/TAP/TFCA	Total OBAG 1
OBAG 1 REGIONAL PROGRAMS		\$450,946,000	\$40,000,000	\$490,946,000
Local PDA Planning - City of Napa	Napa	\$275,000	\$0	\$275,000
Local PDA Planning - American Canyon	American Canyon	\$475,000	\$0	\$475,000
Local PDA Planning - San Francisco	SF City/County	\$2,380,000	\$0	\$2,380,000
Local PDA Planning - San Mateo	SMCCAG	\$218,000	\$0	\$218,000
Belmont Village Specific/Implementation Plan	Belmont	\$440,000	\$0	\$440,000
Millbrae PDA Specific Plan	Millbrae	\$500,000	\$0	\$500,000
Redwood City Downtown Sequoia Station and Streetcar Planning Study	Redwood City	\$450,000	\$0	\$450,000
Mountain View El Camino Real Streetscape Study	Mountain View	\$260,000	\$0	\$260,000
San Jose Stevens Creek/Santana Row/Winchester Specific Plan	MTC/San Jose	\$640,305	\$0	\$640,305
Santa Clara El Camino Corridor Precise Plan	MTC/Santa Clara	\$100,000	\$0	\$100,000
Local PDA Planning - Palo Alto	Palo Alto	\$265,000	\$0	\$265,000
North 1st Street Urban Village Plan	San Jose	\$369,962	\$0	\$369,962
Berryessa BART Urban Village Plan	San Jose	\$331,630	\$0	\$331,630
Local PDA Planning - Santa Clara	VTA	\$3,382,103	\$0	\$3,382,103
Local PDA Planning - Solano	STA	\$1,066,000	\$0	\$1,066,000
Santa Rosa - Roseland/Sebastopol Road PDA Planning	Santa Rosa	\$647,000	\$0	\$647,000
Sonoma County - Sonoma Springs Area Plan	Sonoma County	\$450,000	\$0	\$450,000
Sonoma County - Airport Employment Center Planning	Sonoma County	\$350,000	\$0	\$350,000
SUBTOTAL		\$20,000,000	\$0	\$20,000,000

Regional PDA Planning				
<i>Regional PDA Implementation Priorities</i>				
Bay Area Transit Core Capacity Study	MTC	\$250,000	\$0	\$250,000
Public Lands Near Rail Corridors Assessment	MTC	\$500,000	\$0	\$500,000
PDA Implementation Studies/Forums	MTC	\$156,500	\$0	\$156,500
State Route 82 Relinquishment Exploration Study	MTC/VTA	\$206,772	\$0	\$206,772
<i>PDA Planning</i>				
Oakland Downtown Specific Plan	Oakland	\$750,000	\$0	\$750,000
South Berkeley/ Adeline/Ashby BART Specific Plan	Berkeley	\$750,000	\$0	\$750,000
Bay Fair BART Transit Village Specific Plan	San Leandro	\$440,000	\$0	\$440,000
Alameda Naval Air Station Specific Plan	Alameda	\$250,000	\$0	\$250,000
Del Norte BART Station Precise Plan	El Cerrito	\$302,500	\$0	\$302,500
Mission Bay Railyard and I-280 Alternatives	San Francisco	\$700,000	\$0	\$700,000
Santa Clara El Camino Corridor Precise Plan	Santa Clara	\$750,000	\$0	\$750,000
Sunnyvale El Camino Corridor Precise Plan	Sunnyvale	\$587,000	\$0	\$587,000
San Jose Stevens Creek/Santana Row/Winchester Specific Plan	San Jose	\$750,000	\$0	\$750,000
<i>Staff Assistance</i>				
Alameda PDA TDM Plan	Alameda	\$150,000	\$0	\$150,000
Downtown Livermore Parking Implementation Plan	Livermore	\$100,000	\$0	\$100,000
Oakland Transportation Impact Review Streamlining	Oakland	\$300,000	\$0	\$300,000
Oakland Complete Streets, Design Guidance, Circulation Element Update	Oakland	\$235,000	\$0	\$235,000
Downtown Oakland Parking Management Strategy	Oakland	\$200,000	\$0	\$200,000
<i>Technical Assistance</i>				
Concord Salvio Streetscape	Concord	\$50,000	\$0	\$50,000
South Richmond Affordable Housing and Commercial Linkage	Richmond	\$60,000	\$0	\$60,000
San Mateo Planning/Growth Forum Series	San Mateo	\$25,000	\$0	\$25,000
South San Francisco El Camino/Chestnut Ave Infrastructure Financing Analysis	SSF	\$60,000	\$0	\$60,000
Milpitas Transit Area Parking Analysis	Milpitas	\$60,000	\$0	\$60,000
Morgan Hill Housing/Employment Market Demand/Circulation Analysis	Morgan Hill	\$60,000	\$0	\$60,000
Sab Jose West San Carlos Master Streetscape Plan	San Jose	\$60,000	\$0	\$60,000
Sunnyvale Mathilda Ave Downtown Plan Line	Sunnyvale	\$60,000	\$0	\$60,000
Downtown Sunnyvale Block 15 Sale/Land Exchange	Sunnyvale	\$59,000	\$0	\$59,000
Sunnyvale El Camino Street Space Allocation Study	Sunnyvale	\$60,000	\$0	\$60,000
SUBTOTAL		\$7,931,772	\$0	\$7,931,772
5. PRIORITY DEVELOPMENT AREA (PDA) PLANNING AND IMPLEMENTATION		TOTAL: \$40,000,000	\$0	\$40,000,000

6. CLIMATE INITIATIVES PROGRAM (CIP)				
<i>Car Sharing</i>				
Hayward RFP for Car Sharing Services	Hayward	\$200,480	\$0	\$200,480
Oakland Car Share and Outreach Program	Oakland	\$320,526	\$0	\$320,526
CCTA Car Share4All	CCTA	\$973,864	\$0	\$973,864
TAM Car Share CANAL	TAM	\$125,000	\$0	\$125,000

Attachment B-1

MTC Res. No. 4035, Attachment B-1

Adopted: 05/17/12-C

Revised: 10/24/12-C

OBAG 1 Regional Programs FY 2012-13 through FY 2016-17 January 2017

11/28/12-C 12/19/12-C 01/23/13-C 02/27/13-C 05/22/13-C 09/25/13-C
11/20/13-C 12/18/13-C 02/26/14-C 03/26/14-C 04/23/14-C 05/28/14-C
06/25/14-C 07/23/14-C 09/24/14-C 11/19/14-C 12/17/14-C 03/25/15-C
05/27/15-C 06/24/15-C 07/22/15-C 10/28/15-C 11/18/15-C 12/16/15-C
01/27/16-C 02/24/16-C 03/23/16-C 05/25/16-C 07/27/16-C 12/21/16-C
01/25/17-C

OBAG 1 Regional Programs Project List

Project Category and Title	Implementing Agency	Total STP/CMAQ	Total Other RTIP/TAP/TFCA	Total OBAG 1
OBAG 1 REGIONAL PROGRAMS		\$450,946,000	\$40,000,000	\$490,946,000
City of San Mateo Car Sharing - A Catalyst for Change	San Mateo	\$210,000	\$0	\$210,000
Santa Rosa Car Share	SCTA	\$170,130	\$0	\$170,130
Public Education Outreach	MTC	\$312,000	\$0	\$312,000
<i>Transportation Demand Management</i>				
goBerkeley Residential Shared Parking Pilot	Berkeley	\$950,000	\$0	\$950,000
Oakland Demand-Responsive Parking and Mobility Mgmt Initiative	Oakland	\$1,300,000	\$0	\$1,300,000
Walnut Creek Parking Guidance System Pilot	Walnut Creek	\$783,000	\$0	\$783,000
Downtown San Mateo Parking Technology Implementation	San Mateo	\$1,500,000	\$0	\$1,500,000
Peery Park Rides	VTA/Sunnyvale	\$1,129,000	\$0	\$1,129,000
EV Charging Infrastructure and Vehicles (Programmed by BAAQMD)*	BAAQMD	\$0	\$6,000,000	\$6,000,000
Spare the Air Youth Program - 2	MTC	\$838,000	\$0	\$838,000
6. CLIMATE INITIATIVES PROGRAM (CIP)		TOTAL: \$8,812,000	\$6,000,000	\$14,812,000

* Selected and funded by the BAAQMD. Listed here for informational purposes only

7. REGIONAL SAFE ROUTES TO SCHOOL (RSRTS)				
<i>Specific projects TBD by CMAAs</i>				
Contra Costa County SRTS Program - Supplemental	CCTA	\$822,000	\$0	\$822,000
Napa County SRTS Program - Supplemental	NVTA	\$105,000	\$0	\$105,000
San Mateo County SRTS Program - Supplemental	SMCCAG	\$225,000	\$0	\$225,000
Santa Clara County SRTS Program - Supplemental	Santa Clara	\$1,346,000	\$0	\$1,346,000
Sonoma County SRTS Program - Supplemental	SCTA	\$345,000	\$0	\$345,000
Alameda County SRTS Program	ACTC	\$5,366,000	\$0	\$5,366,000
Cavallo Rd, Drake St, and 'G' Street Safe Routes to School Imps	Antioch	\$330,000	\$0	\$330,000
Actuated Ped /Bicycle Traffic Signal on Oak Grove Rd at Sierra Rd	Concord	\$504,900	\$0	\$504,900
Port Chicago Hwy/Willow Pass Rd Pedestrian & Bicycle Imps	Contra Costa County	\$441,700	\$0	\$441,700
West Contra Costa SRTS Non-Infrastructure Program	Contra Costa County	\$709,800	\$0	\$709,800
Vista Grande Street Pedestrian Safe Routes to School Imps	Danville	\$157,000	\$0	\$157,000
Happy Valley Road Walkway Safe Routes to School Imps	Lafayette	\$100,000	\$0	\$100,000
Moraga Road Safe Routes to School Bicycle/Pedestrian Imps	Moraga	\$100,000	\$0	\$100,000
Orinda Sidewalk Imps	Orinda	\$100,000	\$0	\$100,000
Pittsburg School Area Safety Imps	Pittsburg	\$203,000	\$0	\$203,000
Pleasant Hill - Boyd Road and Elinora Drive Sidewalks	Pleasant Hill	\$395,000	\$0	\$395,000
San Ramon School Crossings Enhancements	San Ramon	\$247,600	\$0	\$247,600
North Civic Center Bicycle and Pedestrian Imps	Marin County	\$791,000	\$0	\$791,000
Napa County SRTS Non-Infrastructure Program	NVTA	\$420,000	\$0	\$420,000
San Francisco SRTS Non-Infrastructure Program	SFDPH	\$1,799,000	\$0	\$1,799,000
San Mateo County SRTS Program	SMCCAG	\$2,157,000	\$0	\$2,157,000
Campbell - Virginia Avenue Sidewalks	Campbell	\$708,000	\$0	\$708,000
Mountain View - El Camino to Miramonte Complete Streets	Mountain View	\$840,000	\$0	\$840,000
Mountain View SRTS Non-Infrastructure Program	Mountain View	\$500,000	\$0	\$500,000
Palo Alto - Arastradero Road Schoolscape/Multi-use Trail	Palo Alto	\$1,000,000	\$0	\$1,000,000
San Jose - Walk N' Roll Phase 2	San Jose	\$1,000,000	\$0	\$1,000,000
City of Santa Clara SRTS Non-Infrastructure Program Phase 2	Santa Clara	\$500,000	\$0	\$500,000
Santa Clara County SRTS Non-Infrastructure Program	Santa Clara County	\$838,000	\$0	\$838,000
Solano County SRTS Non-Infrastructure Program	STA	\$1,570,000	\$0	\$1,570,000
Sonoma County SRTS Program	Sonoma County TPW	\$1,379,000	\$0	\$1,379,000
7. REGIONAL SAFE ROUTES TO SCHOOL (RSRTS)		TOTAL: \$25,000,000	\$0	\$25,000,000

8. TRANSIT CAPITAL REHABILITATION PROGRAM				
SolTrans - Preventive Maintenance	SolTrans	\$1,000,000	\$0	\$1,000,000
Transit Capital Rehabilitation				
<i>Specific Projects TBD by Commission</i>				
ECCTA Replace Eleven 2001 40' Buses	ECCTA	\$636,763	\$0	\$636,763
Advanced Communications and Information System (ACIS)	GGBHTD	\$828,539	\$0	\$828,539
MS Sonoma Ferry Refurbishment	GGBHTD	\$1,171,461	\$0	\$1,171,461
BART Car Exchange Preventative Maintenance	BART	\$2,831,849	\$0	\$2,831,849
Clipper Fare Collection Equipment Replacement	MTC	\$9,994,633	\$0	\$9,994,633
Clipper Back Office Fare Collection Equipment Replacement	MTC	\$2,684,772	\$0	\$2,684,772
SFMTA - New 60' Flyer Trolley Bus Replacement	SFMTA	\$5,502,261	\$0	\$5,502,261
SFMTA - New 40' Neoplan Bus Replacement	SFMTA	\$10,000,000	\$0	\$10,000,000
VTA Preventive Maintenance (for vehicle replacement)	VTA	\$3,349,722	\$0	\$3,349,722
SUBTOTAL		\$37,000,000	\$0	\$37,000,000
Transit Performance Initiative (TPI) Incentive Program				

Attachment B-1

MTC Res. No. 4035, Attachment B-1

Adopted: 05/17/12-C

Revised: 10/24/12-C

OBAG 1 Regional Programs FY 2012-13 through FY 2016-17 January 2017

11/28/12-C 12/19/12-C 01/23/13-C 02/27/13-C 05/22/13-C 09/25/13-C
11/20/13-C 12/18/13-C 02/26/14-C 03/26/14-C 04/23/14-C 05/28/14-C
06/25/14-C 07/23/14-C 09/24/14-C 11/19/14-C 12/17/14-C 03/25/15-C
05/27/15-C 06/24/15-C 07/22/15-C 10/28/15-C 11/18/15-C 12/16/15-C
01/27/16-C 02/24/16-C 03/23/16-C 05/25/16-C 07/27/16-C 12/21/16-C
01/25/17-C

OBAG 1 Regional Programs Project List

Project Category and Title	Implementing Agency	Total STP/CMAQ	Total Other RTIP/TAP/TFCA	Total OBAG 1
OBAG 1 REGIONAL PROGRAMS		\$450,946,000	\$40,000,000	\$490,946,000
<i>Specific Projects TBD by Commission</i>				
TPI - AC Transit Spectrum Ridership Growth	AC Transit	\$1,802,676	\$0	\$1,802,676
TPI - AC Transit - East Bay Bus Rapid Transit	AC Transit	\$4,547,305	\$0	\$4,547,305
TPI - LAVTA - Wheels Marketing Initiatives	LAVTA	\$423,798	\$0	\$423,798
TPI - ACE Positive Train Control	SJRR/ACE	\$502,214	\$0	\$502,214
TPI - Union City - Single Point Login Terminals on Revenue Vehicles	Union City	\$20,587	\$0	\$20,587
TPI - Union City - South Alameda County Major Corridors Travel Time Imps	Union City	\$140,000	\$0	\$140,000
TPI - CCCTA - 511 Real-Time Interface	CCCTA	\$100,000	\$0	\$100,000
TPI - CCCTA - Implementation of Access Improvement	CCCTA	\$685,196	\$0	\$685,196
TPI - CCCTA - Remix Software Implementation	CCCTA	\$35,451	\$0	\$35,451
TPI - ECCTA - Non-ADA Paratransit to Fixed Route Program	ECCTA	\$817,297	\$0	\$817,297
TPI - WCCTA - Purchase of Automatic Vehicle Locator System	WCCTA	\$344,513	\$0	\$344,513
TPI - GGBHTD - Building Ridership to Meet Capacity Campaign	GGBHTD	\$387,440	\$0	\$387,440
TPI - GGBHTD - Regional Customer Study: On-Board Bus and Ferry Surveys	GGBHTD	\$402,572	\$0	\$402,572
TPI - Marin Transit Preventive Maintenance (for low income youth pass)	Marin Transit	\$99,289	\$0	\$99,289
TPI - MCTD Preventative Maintenance (Youth Pass Program)	Marin Transit	\$239,808	\$0	\$239,808
TPI - Relocate Transit Maintenance Facility (PE only) (Youth Pass Program)	Marin Transit	\$122,249	\$0	\$122,249
TPI - NVTA - Am. Canyon Priority Signal Interconnection on SR 29	NVTA	\$91,757	\$0	\$91,757
TPI - NVTA - Bus Mobility Device Retrofits	NVTA	\$120,988	\$0	\$120,988
TPI - NVTA - Preventive Maintenance (for Comprehensive Operational Analysis)	NVTA	\$96,058	\$0	\$96,058
TPI - BART Train Car Accident Repair	BART	\$1,493,189	\$0	\$1,493,189
TPI - BART - Metro Priority Track Elements	BART	\$3,459,057	\$0	\$3,459,057
TPI - BART - Concord Shop Wheel Truing	BART	\$7,165,450	\$0	\$7,165,450
TPI - Caltrain - Off-peak Marketing Campaign	Caltrain	\$44,200	\$0	\$44,200
TPI - WETA - Central Bay Operations and Maintenance	WETA	\$1,325,466	\$0	\$1,325,466
TPI - BART 24th Street Train Control Upgrade	BART	\$2,000,000	\$0	\$2,000,000
TPI - SFMTA Light Rail Vehicle Rehabilitation	SFMTA	\$5,120,704	\$0	\$5,120,704
TPI - SFMTA - Light Rail Vehicle (LRV) Propulsion System	SFMTA	\$9,285,937	\$0	\$9,285,937
TPI - SFMTA Preventive Maintenance (for low income youth pass)	SFMTA	\$1,600,000	\$0	\$1,600,000
TPI - SFMTA Light Rail Vehicle Overhaul	SFMTA	\$5,337,401	\$0	\$5,337,401
TPI - Caltrain - Control Point Installation	Caltrain	\$4,091,162	\$0	\$4,091,162
TPI - Caltrain - Map-Based Real-Time Train Display	Caltrain	\$44,000	\$0	\$44,000
TPI - SamTrans - Preventative Maintenance (Service Plan Implementation)	SMCTD	\$1,344,917	\$0	\$1,344,917
TPI - VTA Preventive Maintenance (for low income fare pilot)	VTA	\$1,302,018	\$0	\$1,302,018
TPI - VTA - Montague Expressway Pedestrian Bridge at Milpitas BART	VTA	\$2,768,555	\$0	\$2,768,555
TPI - Fairfield - Expand bus service between Fairfield and Vacaville	Fairfield	\$372,216	\$0	\$372,216
TPI - SolTrans - 40' Electric Bus Purchase & Hybrid-Diesel Bus Replacement	SolTrans	\$399,223	\$0	\$399,223
TPI - Vacaville - City Coach Public Transit Marketing / Public Outreach	Vacaville	\$171,388	\$0	\$171,388
TPI - Petaluma - Transit Signal Priority, Phase I, II & III	Petaluma	\$378,692	\$0	\$378,692
TPI - Santa Rosa CityBus - Clean Diesel Bus Purchase	Santa Rosa	\$525,787	\$0	\$525,787
TPI - Santa Rosa - CityBus COA and Service Plan	Santa Rosa	\$100,000	\$0	\$100,000
TPI - Santa Rosa - Reimagining CityBus Implementation	Santa Rosa	\$156,390	\$0	\$156,390
TPI - Sonoma County Transit - 30-foot CNG Bus Replacements	Sonoma County	\$173,052	\$0	\$173,052
TPI - Sonoma County Transit - 40-foot CNG Bus Replacements	Sonoma County	\$199,667	\$0	\$199,667
Specific TPI Incentive Program projects - TBD	TBD	\$162,331	\$0	\$162,331
SUBTOTAL		\$60,000,000	\$0	\$60,000,000
8. TRANSIT CAPITAL REHABILITATION PROGRAM		TOTAL: \$98,000,000	\$0	\$98,000,000
9. TRANSIT PERFORMANCE INITIATIVE (TPI)				
TPI - Capital Investment Program				
TPI-1 - AC Transit Line 51 Corridor Speed Protection and Restoration	AC Transit	\$10,515,624	\$0	\$10,515,624
TPI-2 - AC Transit South Alameda County Corridors Travel Time Imps	AC Transit	\$5,000,000	\$0	\$5,000,000
BBF - AC Transit Higher Capacity Bus Fleets-Increased Service Freq.	AC Transit	\$9,000,000	\$0	\$9,000,000
TPI-2 - LAVTA Dublin Blvd Transit Performance Initiative	LAVTA	\$1,009,440	\$0	\$1,009,440
BBF - West Grand Ave Transit Signal Priority	MTC	\$1,000,000	\$0	\$1,000,000
TPI-1 - MTC Clipper Phase III Implementation	MTC	\$8,000,000	\$0	\$8,000,000
TPI-1 - SFMTA Potrero Ave Fast Track Transit and Streetscape Imps	SFMTA	\$4,133,031	\$0	\$4,133,031
TPI-2 - SFMTA Colored Lanes on MTA Rapid Network	SFMTA	\$4,000,000	\$0	\$4,000,000
TPI-2 - SFMTA Muni Forward Capital Transit Enhancements	SFMTA	\$0	\$0	\$0
TPI-1 - SFMTA N-Judah Mobility Maximization	SFMTA	\$2,383,860	\$0	\$2,383,860
TPI-1 - SFMTA Mission Mobility Maximization	SFMTA	\$5,383,109	\$0	\$5,383,109
TPI-1 - VTA Stevens Creek - Limited 323 Transit Signal Priority	VTA	\$712,888	\$0	\$712,888
TPI-1 - VTA Light Rail Transit Signal Priority	VTA	\$1,587,176	\$0	\$1,587,176

Attachment B-1

MTC Res. No. 4035, Attachment B-1

Adopted: 05/17/12-C

Revised: 10/24/12-C

OBAG 1 Regional Programs FY 2012-13 through FY 2016-17 January 2017

11/28/12-C 12/19/12-C 01/23/13-C 02/27/13-C 05/22/13-C 09/25/13-C
11/20/13-C 12/18/13-C 02/26/14-C 03/26/14-C 04/23/14-C 05/28/14-C
06/25/14-C 07/23/14-C 09/24/14-C 11/19/14-C 12/17/14-C 03/25/15-C
05/27/15-C 06/24/15-C 07/22/15-C 10/28/15-C 11/18/15-C 12/16/15-C
01/27/16-C 02/24/16-C 03/23/16-C 05/25/16-C 07/27/16-C 12/21/16-C
01/25/17-C

OBAG 1 Regional Programs Project List

Project Category and Title	Implementing Agency	Total STP/CMAQ	Total Other RTIP/TAP/TFCA	Total OBAG 1
OBAG 1 REGIONAL PROGRAMS		\$450,946,000	\$40,000,000	\$490,946,000
TPI-2 - VTA Prev. Maint. (Mountain View Double Track Phase 1)	VTA	\$8,000,000	\$0	\$8,000,000
TPI-3 - AC Transit San Pablo and Telegraph Ave Rapid Bus Upgrades	AC Transit	\$5,000,000	\$0	\$5,000,000
TPI-3 - BART Train Seat Modification Project	BART	\$1,503,239	\$0	\$1,503,239
TPI-3 - SFMTA Geary BRT Phase 1: Near-Term Improvements	SFMTA	\$8,490,560	\$0	\$8,490,560
TPI-3 - SamTrans Traffic Signal Priority on El Camino Real	SamTrans	\$3,459,000	\$0	\$3,459,000
TPI-3 - VTA Santa Clara Pocket Track Light Rail Interlocking	VTA	\$500,000	\$0	\$500,000
Unprogrammed Transit Performance Initiative Reserve	TBD	\$2,322,073	\$0	\$2,322,073
9. TRANSIT PERFORMANCE INITIATIVE (TPI)		TOTAL: \$82,000,000	\$0	\$82,000,000
10. PRIORITY CONSERVATION AREA (PCA)				
North Bay PCA Program				
<i>Specific projects TBD by North Bay CMAs</i>				
Marin PCA - Mill Valley - Sausalito Pathway Preservation	Marin County	\$320,000	\$0	\$320,000
Marin PCA - Bayfront Park Recreational Bay Access	Mill Valley	\$140,000	\$0	\$140,000
Marin PCA - Thatcher Ranch Easement Acq. (Vineyard Rd Improvements)	Novato	\$250,000	\$0	\$250,000
Marin PCA - Pacheco Hill Parkland Acq. (Vinyard Rd. Improvements)	Novato	\$500,000	\$0	\$500,000
Marin PCA - Sunny Hill Ridge and Red Hill Trails	San Anselmo	\$40,000	\$0	\$40,000
Napa PCA: Napa Soscol Headwaters Preserve Acq. (Silverado Trail Phase G Overlay)	Napa County	\$1,107,000	\$0	\$1,107,000
Napa PCA - Silverado Trail Yountville-Napa Safety Imps	Napa County	\$143,000	\$0	\$143,000
Solano PCA - Suisun Valley Bicycle and Pedestrian Imps	Solano County	\$1,175,000	\$0	\$1,175,000
Solano PCA - Solano PCA Assessment Plan	STA	\$75,000	\$0	\$75,000
Sonoma PCA - Sonoma County Urban Footprint Planning	Sonoma County	\$250,000	\$0	\$250,000
Sonoma PCA - Bodega Hwy Roadway Preservation	Sonoma County	\$1,000,000	\$0	\$1,000,000
SUBTOTAL		\$5,000,000	\$0	\$5,000,000
Peninsula, Southern and Eastern Counties PCA Program				
Bay Trail Shoreline Access Staging Area	Berkeley	\$500,000	\$0	\$500,000
Breuner Marsh Restoration and Public Access	EBRPD	\$1,000,000	\$0	\$1,000,000
SF Bay Trail, Pinole Shores to Bay Front Park	EBRPD	\$119,711	\$0	\$119,711
Coyote Creek Trail: Brokaw Road to Union Pacific Railroad	San Jose	\$712,700	\$0	\$712,700
Pier 70 - Crane Cove Park	Port of SF	\$1,000,000	\$0	\$1,000,000
Twin Peaks Connectivity Conceptual Plan	SF Rec. and Parks	\$167,589	\$0	\$167,589
Southern Skyline Blvd. Ridge Trail Extension	SF PUC	\$1,000,000	\$0	\$1,000,000
SUBTOTAL		\$4,500,000	\$0	\$4,500,000
10. PRIORITY CONSERVATION AREA (PCA)		TOTAL: \$9,500,000	\$0	\$9,500,000
OBAG 1 REGIONAL PROGRAMS TOTAL		TOTAL: \$450,946,000	\$40,000,000	\$490,946,000

J:\SECTION\ALLSTAFF\Resolution\TEMP-RES\MTC\RES-4035_ongoing\tmp-4035_Attach_B-1_1-25-17.xlsx\Attach B-1 1-25-17