

OBAG 2 Program Status

November 18, 2015

OBAG 2 adopted
MTC Resolution No. 4202

- Placeholder for potential affordable housing policies
- County CMA process delayed accordingly

December 4, 2015

FAST Act signed
New 5-year authorization



\$72 million in additional program revenues

July 2016

OBAG 2 Revisions
(tentative)

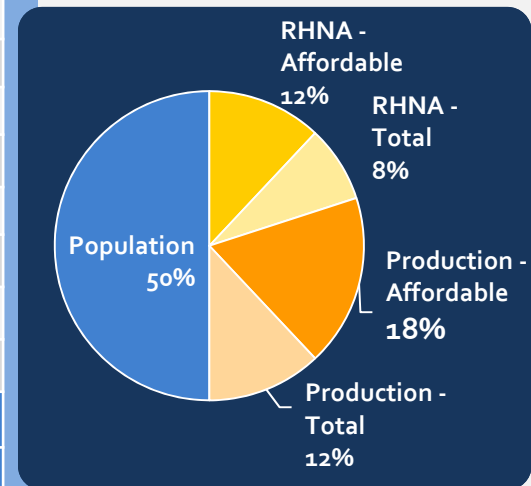
- Increased revenues
- Housing considerations
- Revised timeline for County CMA process

OBAG 2 Overview

Program Funding

	OBAG 1	OBAG 2*
Regional Planning Activities	\$8	\$10
Pavement Management Program	\$9	\$9
Regional PDA Planning	\$20	\$20
Climate Initiatives Program	\$22	\$22
Priority Conservation Area (PCA)	\$10	\$16
Regional Operations Programs	\$184	\$170
Transit Priorities Program	\$201	\$189
County CMA Program	\$372	\$354
Regional Subtotal	\$454	\$436
County CMA Subtotal	\$372	\$354
Total OBAG Program	\$827	\$790

County Distribution



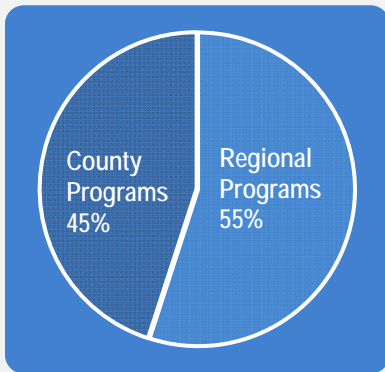
* As adopted on November 18, 2015.

Millions \$, rounded

Staff Recommendation:

1. FAST Revenues — \$72 million

OBAG 2 Framework



Regional Program Bay Bridge Forward

**Direct \$40 million to
address capacity
constraints**



Housing Production Incentive "80K by 2020 Challenge"

**Direct \$32 million to
reward housing**



Staff Recommendation:

1. FAST Revenues — \$72 million (continued)

Regional Program

Bay Bridge Forward

Direct **\$40 million** to address capacity constraints

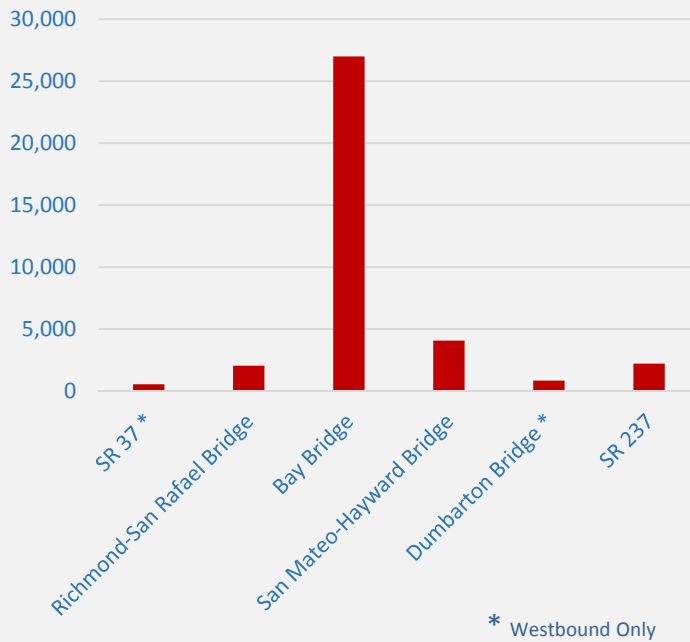


Photo: Noah Berger

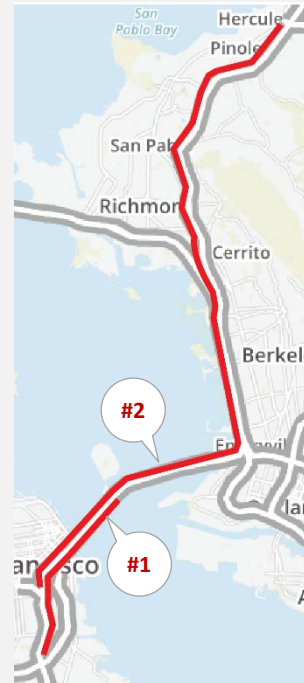
- ▶ Bridge is at maximum vehicle capacity in peak hours, but increasing vehicle occupancy can address growing demand
- ▶ Goal to increase *person* throughput [move more people in fewer cars]
 - **HOV improvements**
 - **Transit core improvements**
 - **Shared mobility services**
- ▶ Tie-in with Managed Lanes Implementation Plan, Bay Area Express Lanes Network, All Electronic Tolling Study, and Core Capacity Transit Study

Bay Bridge Corridor: Most Congested East-West Bay Crossing

East-West Bay Crossings
Daily Vehicle Hours of Delay



Bay Bridge tops 2015 Bay Area
Congested Segments List

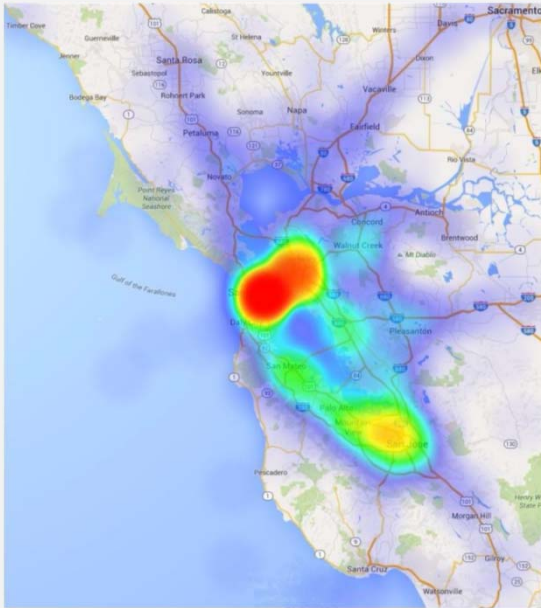


Bay Bridge

- #1 congested segment: Eastbound I-80
- #2 congested segment: Westbound I-80
- **260,000** vehicles daily

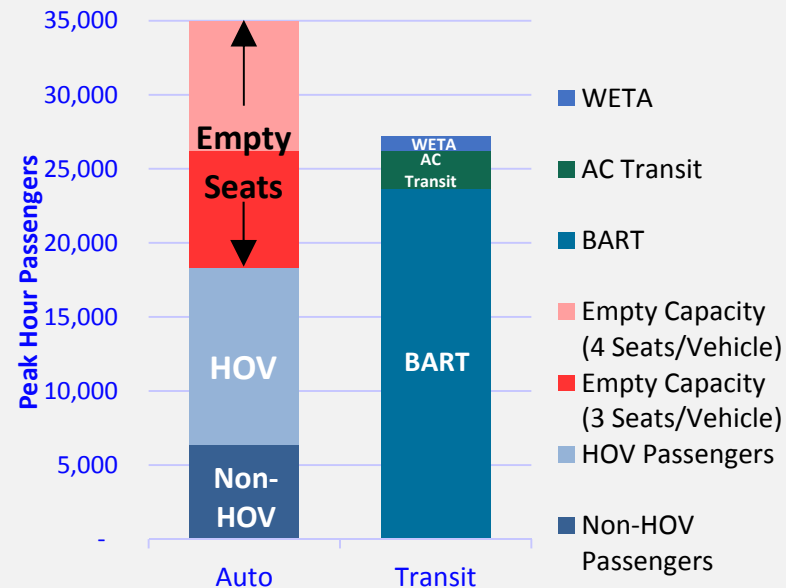
Opportunity: Utilize Empty Seats

Where do Bay Area residents experience the most traffic frustration?



Source: Bay Area Council 2016 Poll

Transbay WB Peak Hour

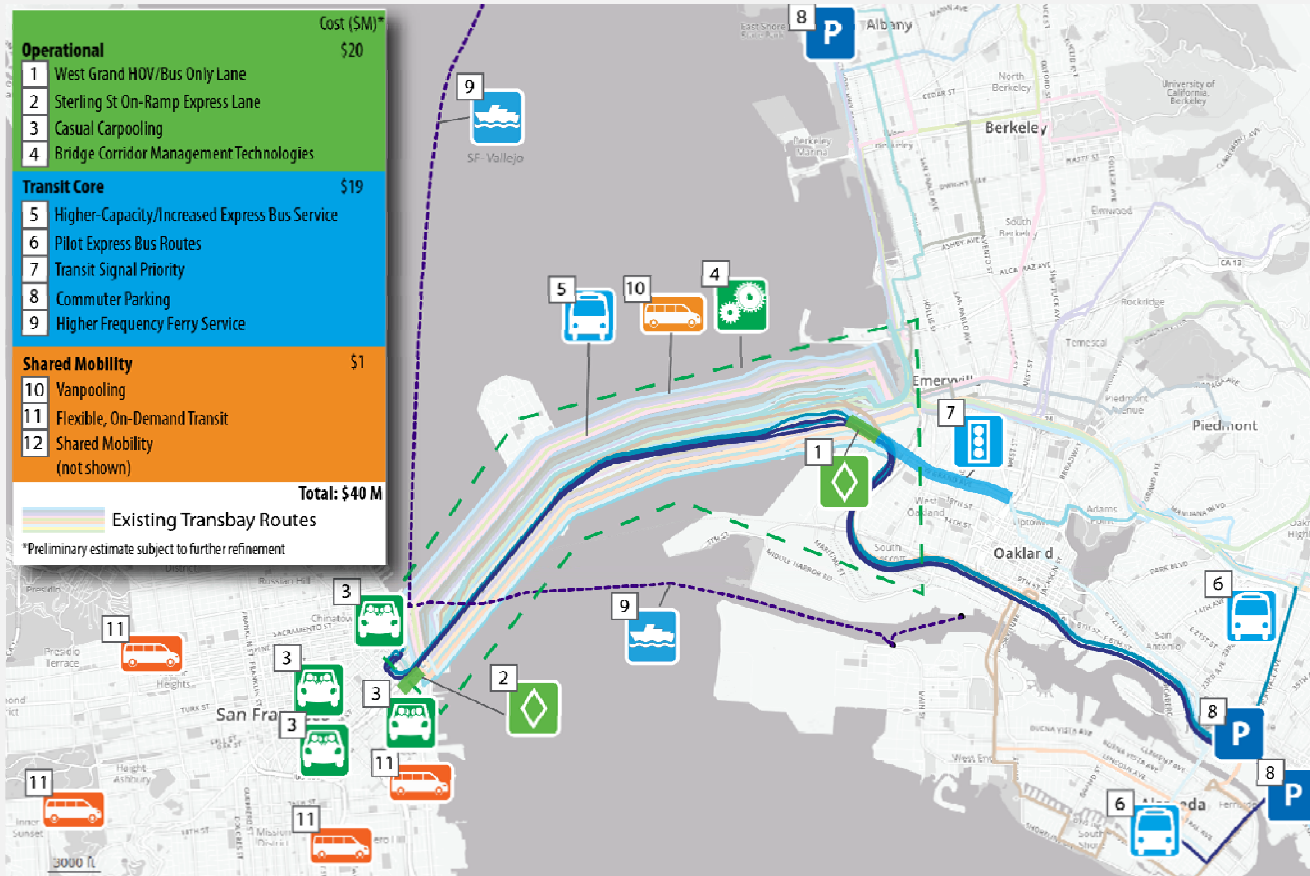


4 seats/vehicle → 48% seats are empty

16,000+ empty seats/hour = 70% of BART Tube Capacity

Source: BATA 2015, Caltrans 2014, MTC 2015

Bay Bridge Forward: Near-Term, Low-Cost, & High-Impact Efficiency Strategies

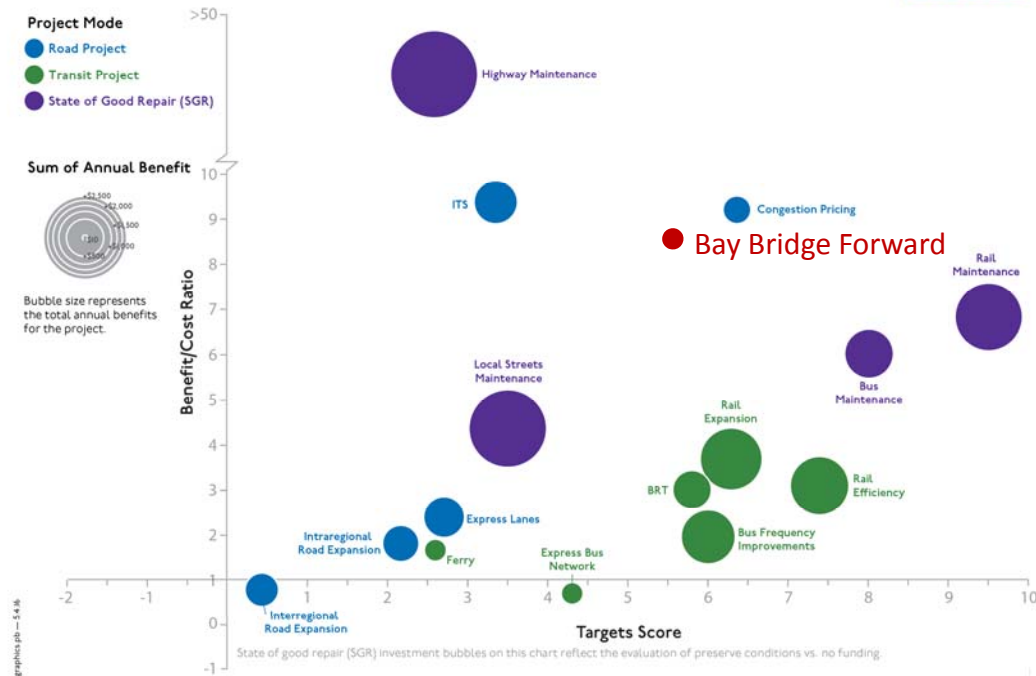


Bay Bridge Forward: A High Performing Project

Plan Bay Area 2040

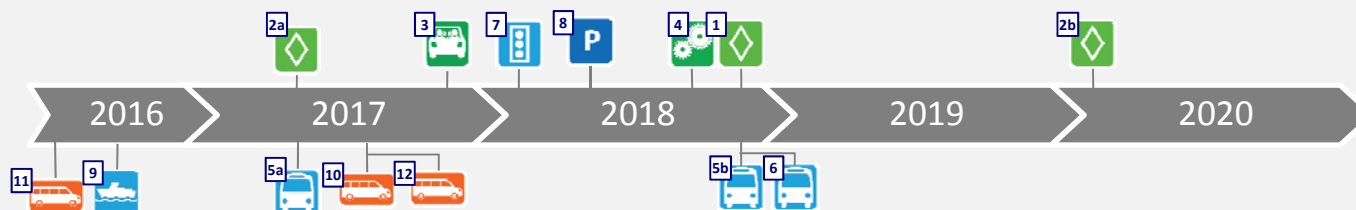
Project Performance Assessment:
Overall Results by Project Type

Plan
BayArea
2040



Bay Bridge Forward:

Detail & Timeline



#	Type	Near-Term Improvement
1		West Grand HOV/Bus Only Lane – Convert shoulder of on-ramp to Bus/HOV only lane
2		Sterling St Express Lane – a. Pilot HOV enforcement technology. b. Convert HOV to express lane
3		Casual Carpool – Establish casual carpooling pick-up locations at key locations in San Francisco and along I-80
4		Integrated Bridge Corridor – Integrate and optimize traffic management systems at all bridge approaches
5		Higher Capacity/Increased Express Bus Service – a. Operate additional fleets for Transbay bus and ferry (Alameda, Oakland and Vallejo ferries). b. Add double-decker buses for highest ridership, most impacted Transbay bus routes.
6		Pilot Express Bus Routes – Pilot new AC Transit Transbay routes to serve high demand inner East Bay markets
7		Transit Signal Priority – Add Transit Signal Priority to West Grand
8		Commuter Parking – Establish commuter parking in East Bay to encourage carpool and express bus ridership
9		Higher Frequency Ferry Service – Pilot increased Alameda, Oakland and Vallejo services
10		Vanpooling – Provide increased vanpooling opportunities in the Bay Bridge corridor
11		Flexible On-Demand Transit – Provide on-demand transit services between East Bay and San Francisco
12		Shared Mobility – Zero-dollar partnership with shared mobility providers to take advantage of improvements

Staff Recommendation:

1. FAST Revenues — \$72 million (continued)

Housing Production Incentive

“80K by 2020 Challenge”

Direct **\$32 million** to reward housing production



Photo: Bridge Housing, Armstrong Place

- ▶ **Six year target** of low and moderate income housing production (2015 through 2020)
- ▶ **80,000 unit** target based on 2014-2022 RHNA
- ▶ **Grant funds awarded to jurisdictions** that contribute the most toward target (limited to top 10)
- ▶ Grants for eligible **transportation projects**
- ▶ Jurisdictions must have an adopted **Priority Development Area (PDA)** to be eligible

Staff Recommendation:

2. Housing Investment

Affordable Housing Pilot

Naturally Occurring Affordable Housing (NOAH)

Direct **\$10 million** for revolving loan for the preservation of existing affordable housing



- ▶ Complement current TOAH loan by buying apartment buildings to create **long-term affordability** where displacement risk is high & secure long-term affordability in currently subsidized units that are set to expire
- ▶ **\$10 million** in existing exchange account funds
- ▶ Investment **leveraged at least 5:1**, creating an investment pool of \$50 million
- ▶ Investments made in **PDAs or Transit Priority Areas**

Staff Recommendation:

3. Base OBAG 2 Program Revisions

Regional PDA Planning

Program revisions related to planning for affordable housing and addressing anti-



- ▶ Current program includes technical assistance and planning support
- ▶ Revision to give additional weight to jurisdictions facing pressures of displacement and affordable housing
- ▶ Revision to direct \$1.5 million of the adopted PDA program (\$20 million total) to update Community Based Transportation Plans (CBTPs) in communities at-risk of displacement

Staff Recommendation: Summary of Proposed Updates

Recommended OBAG 2 Revisions

Millions \$, rounded

Program/Project	Amount	Fund Source	Additional Information
Bay Bridge Corridor Capacity Project	\$40	FAST	<ul style="list-style-type: none"> Bay Bridge Corridor Capacity Project
Housing Production Incentive	\$32	FAST	<ul style="list-style-type: none"> 80K by 2020 Challenge Top producers (up to 10) 2015-2020 (6 years)
Affordable Housing Pilot Investment	\$10	Exchange Acct.	<ul style="list-style-type: none"> Naturally-Occurring Affordable Housing (NOAH) Pilot revolving fund for preservation of affordable housing
Regional PDA Planning	\$20	OBAG 2, as adopted	<ul style="list-style-type: none"> Technical assistance and planning support related to affordable housing/anti-displacement Direct portion of program to CBTP updates