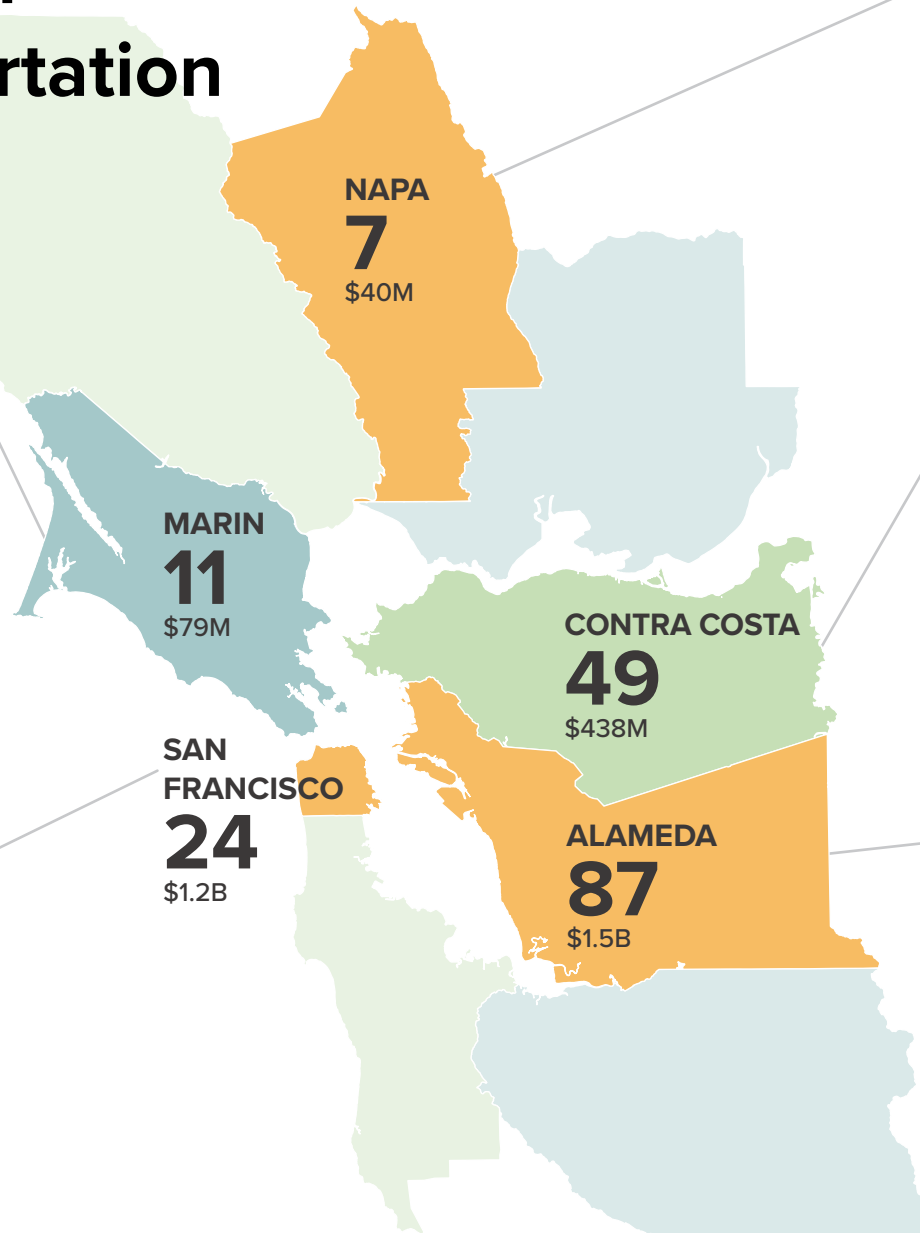


Bay Area Near-Term Transportation Investments

MARIN COUNTY	
Biking/Walking	\$14.3M
Transit	\$7.8M
State Highway	\$51.1M
Local Roads	\$5.3M
Other	\$216K
Total 2025 TIP Funding	\$78.7M

SAN FRANCISCO COUNTY	
Biking/Walking	\$90.6M
Transit	\$558.1M
State Highway	\$128.8M
Local Roads	\$421.9M
Other	\$1.2M
Total 2025 TIP Funding	\$1.2B

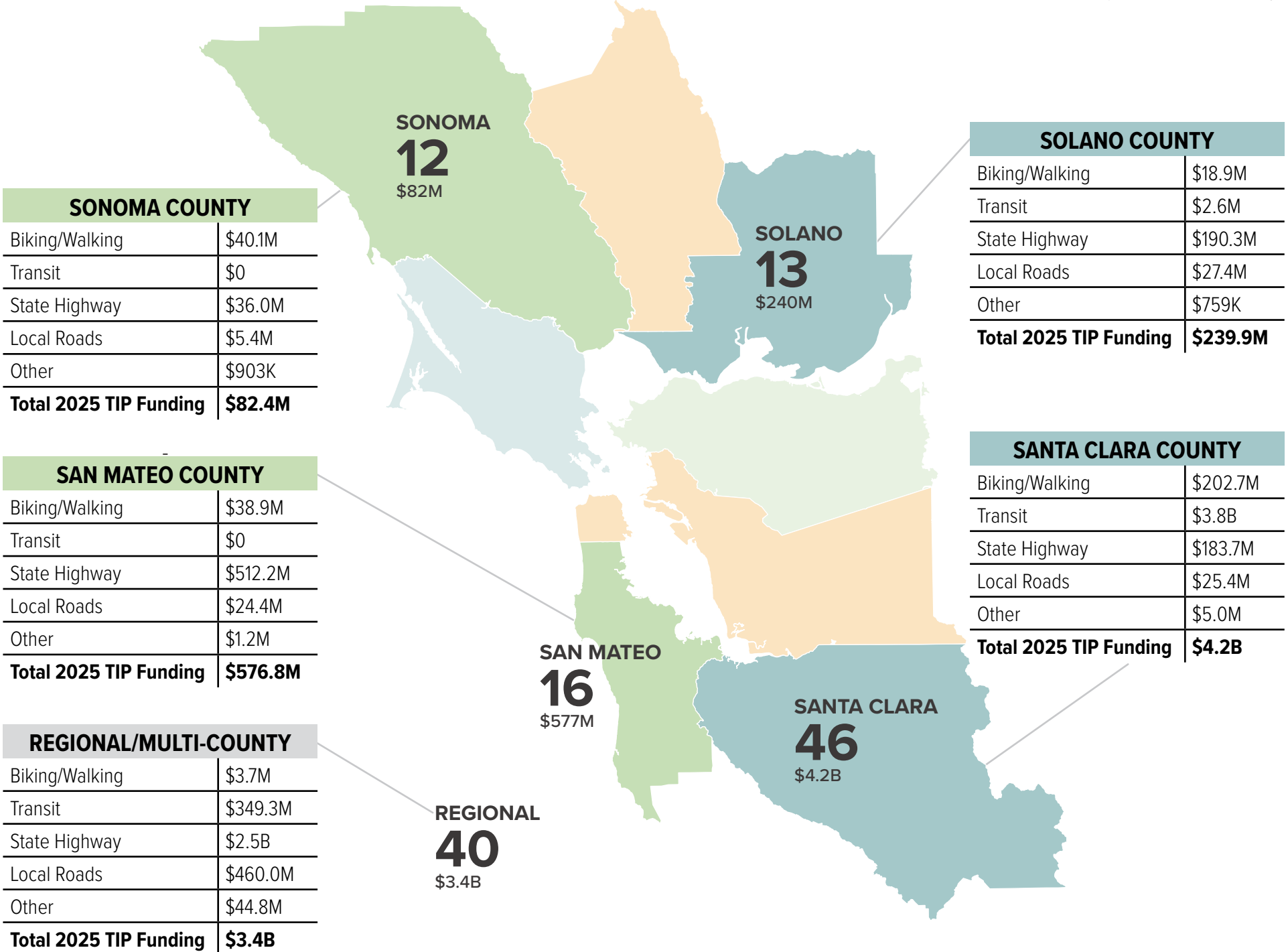


NAPA COUNTY	
Biking/Walking	\$30.5M
Transit	\$0
State Highway	\$9.5M
Local Roads	\$0
Other	\$346K
Total 2025 TIP Funding	\$40.4M

CONTRA COSTA COUNTY	
Biking/Walking	\$98.9M
Transit	\$33.0M
State Highway	\$203.2M
Local Roads	\$96.8M
Other	\$6.0M
Total 2025 TIP Funding	\$437.9M

ALAMEDA COUNTY	
Biking/Walking	\$471.9M
Transit	\$134.8M
State Highway	\$297.4M
Local Roads	\$247.6M
Other	\$305.7M
Total 2025 TIP Funding	\$1.5B

NUMBER OF PROJECTS AND FUNDING IN THE 2025 TIP BY BAY AREA COUNTY The maps on this page and the next page show the total number of projects included in the 2025 TIP by county and regionally, as well as the total funding invested by county and regionally over the next four years (note: funds are rounded). Regional projects include highway repaving and maintenance, carpool and vanpool programs, and new vehicles for multi-county transit agencies such as BART, SMART and Caltrain, among others. “Other” projects listed in the table includes port, freight rail, planning activities, commuter programs, and technology projects.



SONOMA COUNTY	
Biking/Walking	\$40.1M
Transit	\$0
State Highway	\$36.0M
Local Roads	\$5.4M
Other	\$903K
Total 2025 TIP Funding	\$82.4M

SOLANO COUNTY	
Biking/Walking	\$18.9M
Transit	\$2.6M
State Highway	\$190.3M
Local Roads	\$27.4M
Other	\$759K
Total 2025 TIP Funding	\$239.9M

SAN MATEO COUNTY	
Biking/Walking	\$38.9M
Transit	\$0
State Highway	\$512.2M
Local Roads	\$24.4M
Other	\$1.2M
Total 2025 TIP Funding	\$576.8M

SANTA CLARA COUNTY	
Biking/Walking	\$202.7M
Transit	\$3.8B
State Highway	\$183.7M
Local Roads	\$25.4M
Other	\$5.0M
Total 2025 TIP Funding	\$4.2B

REGIONAL/MULTI-COUNTY	
Biking/Walking	\$3.7M
Transit	\$349.3M
State Highway	\$2.5B
Local Roads	\$460.0M
Other	\$44.8M
Total 2025 TIP Funding	\$3.4B

SONOMA
12
\$82M

SOLANO
13
\$240M

SAN MATEO
16
\$577M

SANTA CLARA
46
\$4.2B

REGIONAL
40
\$3.4B

Projects in the 2025 TIP with Costs of \$200M+

ALAMEDA COUNTY

East Bay Greenway Phase 2	\$495M
State Route 262 (Mission Blvd.) Improvements	\$445M
7th Street Grade Separation East	\$378M
West Oakland Howard Terminal Downtown Connectivity	\$373M
7th Street Grade Separation West	\$311M
East-West Connector: Decoto and Quarry Lakes Parkway	\$308M
Alameda: Oakland/Alameda Estuary Bridge	\$293M
Irvington BART Station	\$289M
San Pablo Avenue Bus/Bike Lanes	\$231M
I-880 NB HOV/HOT: North of Hacienda to Hegenberger	\$221M
BART Police Department Headquarters Project	\$200M

CONTRA COSTA COUNTY

I-680 Northbound Express Lane Completion	\$560M
I-680/State Route 4 Interchange Reconstruction: Phases 1, 2a and 4	\$467M

MARIN COUNTY

Golden Gate Bridge Seismic Retrofit: Phase 3B	\$1B
---	------

NAPA COUNTY

State Route 37 Interim Project - Sears Point to Mare Island (also Solano County)	\$430M
--	--------

SAN FRANCISCO COUNTY

Transbay Terminal/Caltrain Downtown Extension: Phase 2	\$7.6B
SFMTA: Light Rail Vehicle Procurement	\$1.1B
SFCTA: US-101 Doyle Drive Annual Debt Payment	\$1.1B
Hunters Point Shipyard and Candlestick Point Local Roads	\$441M
SF- Better Market Street Transportation Elements	\$416M
Yerba Buena Island (YBI) Ramp Improvements	\$334M
Geary Bus Rapid Transit	\$300M
SFMTA: Train Control & Trolley Signal Rehabilitation/Replacement	\$284M
SFMTA Facility Development - Battery Electric Bus	\$238M

SAN MATEO COUNTY

Burlingame - Broadway Grade Separation	\$327M
SR-84/US-101 Interchange Reimagined	\$302M
US-101 Managed Lanes north of I-380	\$291M
Peninsula Corridor Electrification Expansion	\$204M

SOLANO COUNTY

I-80/I-680/State Route 12 Interchange Improvements	\$661M
State Route 37 Interim Project - Sears Point to Mare Island (also Napa County)	\$430M
Solano WB I-80 Cordelia Truck Scales	\$243M

SONOMA COUNTY

US-101 Marin/Sonoma Narrows (Sonoma)	\$349M
--------------------------------------	--------

SANTA CLARA COUNTY

BART - Berryessa to San Jose Extension	\$11.8B
Eastridge to BART Regional Connector	\$653M
Santa Clara County – US-101 Express Lanes	\$481M
US-101/Zanker Road-Skyport Drive-North Fourth Street Improvements	\$242M
State Route 85 Express Lanes	\$237M
I-280/Winchester Boulevard Interchange Improvement	\$229M

REGIONAL/MULTI-COUNTY

BART Transbay Core Capacity Improvements	\$3.5B
BART: Railcar Procurement Program	\$2.7B
MTC: Financing Repayment for Transit Capital Priorities Program	\$1.5B
Toll Bridge Rehabilitation Program	\$1.2B
BART: Link21 - Phase 1: Program Development	\$1B
BART: Rail, Way and Structures Program	\$398M
BART Train Control Renovation	\$327M
BART: Traction Power System Renovation	\$295M
Toll Bridge Maintenance	\$219M

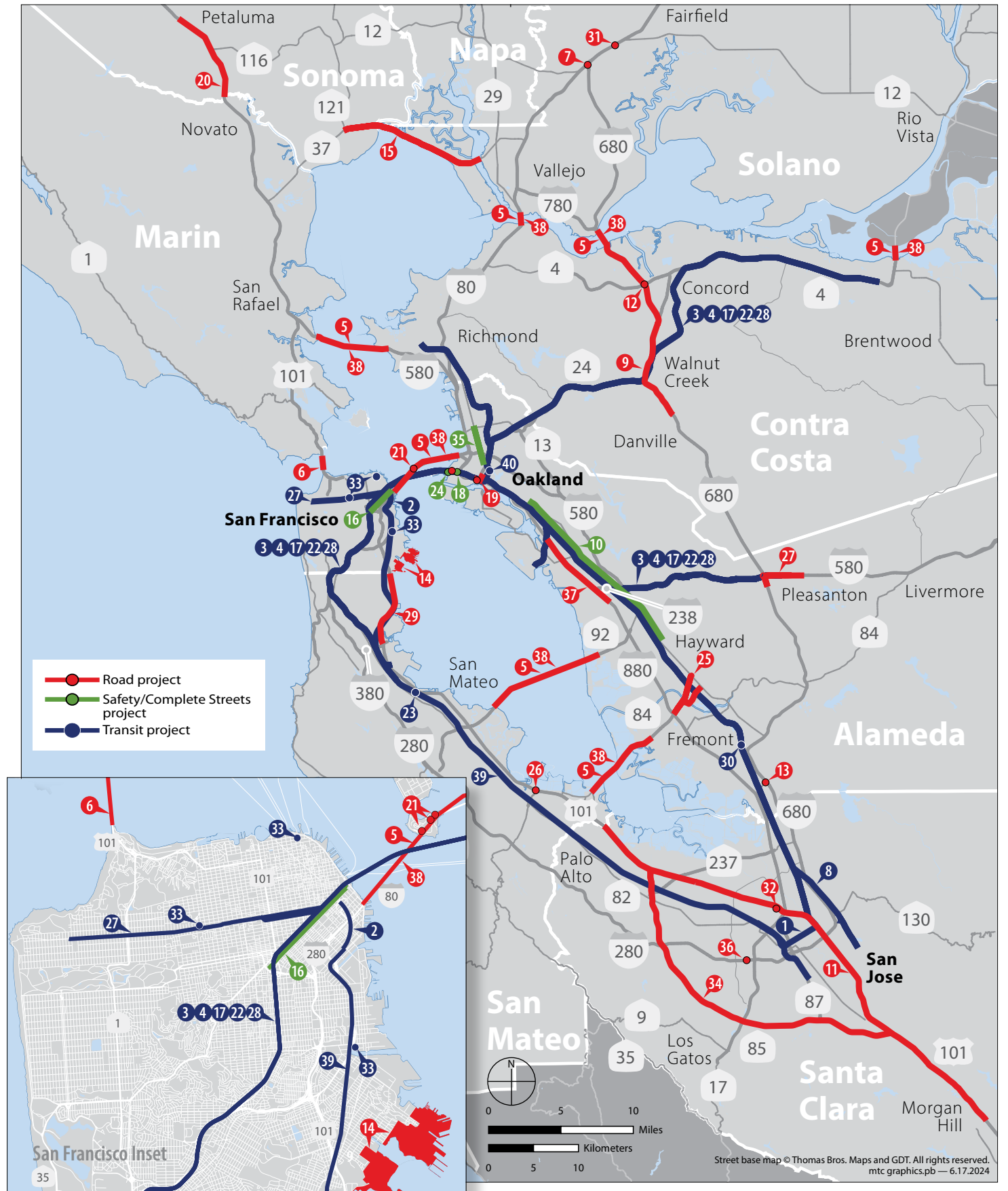
Projects in the 2025 TIP with Costs of \$200 Million or Greater

- | | | |
|---|--|---|
| <p>1 BART - Berryessa to San Jose Extension
Santa Clara County
\$11.8 billion</p> <p>2 Transbay Terminal/Caltrain Downtown Extension: Phase 2
San Francisco County
\$7.6 billion</p> <p>3 BART Transbay Core Capacity Improvements
Alameda, Contra Costa, San Francisco, San Mateo and Santa Clara counties
\$3.5 billion</p> <p>4 BART: Railcar Procurement Program
Alameda, Contra Costa, San Francisco, San Mateo and Santa Clara counties
\$2.7 billion</p> <p>5 Toll Bridge Rehabilitation Program
Alameda, Contra Costa, Marin, San Francisco, San Mateo and Solano counties
\$1.2 billion</p> <p>6 Golden Gate Bridge Seismic Retrofit: Phase 3B
Marin County
\$1 billion</p> <p>7 I-80/I-680/State Route 12 Interchange Improvements
Solano County
\$661 million</p> <p>8 Eastridge to BART Regional Connector
Santa Clara County
\$653 million</p> <p>9 I-680 Northbound Express Lane Completion
Contra Costa County
\$560 million</p> <p>10 East Bay Greenway Phase 2
Alameda County
\$495 million</p> <p>11 Santa Clara County – US-101 Express Lanes
Santa Clara County
\$481 million</p> <p>12 I-680/State Route 4 Interchange Reconstruction: Phases 1, 2a and 4
Contra Costa County
\$467 million</p> <p>13 State Route 262 (Mission Blvd.) Improvements
Alameda County
\$445 million</p> <p>14 Hunters Point Shipyard and Candlestick Point Local Roads
San Francisco County
\$441 million</p> <p>15 State Route 37 Interim Project - Sears Point to Mare Island
Napa and Solano counties
\$430 million</p> <p>16 SF- Better Market Street Transportation Elements
San Francisco County
\$415.6 million</p> | <p>17 BART: Rail, Way and Structures Program
Alameda, Contra Costa, San Francisco, San Mateo and Santa Clara counties
\$397.6 million</p> <p>18 7th Street Grade Separation East
Alameda County
\$378 million</p> <p>19 West Oakland Howard Terminal Downtown Connectivity
Alameda County
\$373 million</p> <p>20 US-101 Marin/Sonoma Narrows (Sonoma)
Sonoma County
\$348.7 million</p> <p>21 Yerba Buena Island (YBI) Ramp Improvements
San Francisco County
\$333.5 million</p> <p>22 BART Train Control Renovation
Alameda, Contra Costa, San Francisco, San Mateo and Santa Clara counties
\$327.2 million</p> <p>23 Burlingame – Broadway Grade Separation
San Mateo County
\$327 million</p> <p>24 7th Street Grade Separation West
Alameda County
\$311 million</p> <p>25 East-West Connector: Decoto and Quarry Lakes Parkway
Alameda County
\$308 million</p> <p>26 SR-84/US-101 Interchange Reimagined
San Mateo County
\$301.6 million</p> <p>27 Geary Bus Rapid Transit
San Francisco County
\$300 million</p> <p>28 BART: Traction Power System Renovation
Alameda, Contra Costa, San Francisco, San Mateo and Santa Clara counties
\$295 million</p> <p>29 US-101 Managed Lanes north of I-380
San Mateo County
\$291.2 million</p> <p>30 Irvington BART Station
Alameda County
\$289.3 million</p> <p>31 Solano WB I-80 Cordelia Truck Scales
Solano County
\$243.3 million</p> <p>32 US-101/Zanker Road-Skyport Drive-North Fourth Street Improvements
Santa Clara County
\$242 million</p> | <p>33 SFMTA Facility Development - Battery Electric Bus
San Francisco County
\$238.4 million</p> <p>34 State Route 85 Express Lanes
Santa Clara County
\$237 million</p> <p>35 San Pablo Avenue Bus/Bike Lanes
Alameda County
\$231.3 million</p> <p>36 I-280/Winchester Boulevard Interchange Improvement
Santa Clara County
\$228.7 million</p> <p>37 I-880 NB HOV/HOT: North of Hacienda to Hegenberger
Alameda County
\$221 million</p> <p>38 Toll Bridge Maintenance
Alameda, Contra Costa, Marin, San Francisco, San Mateo and Solano counties
\$219 million</p> <p>39 Peninsula Corridor Electrification Expansion
San Mateo County
\$203.6 million</p> <p>40 BART Police Department Headquarters Project
Alameda County
\$200 million</p> |
|---|--|---|

NOT MAPPED

- A **MTC: Financing Repayment for Transit Capital Priorities Program**
Regional/Multi-County
\$1.5 billion
- B **SFMTA: Light Rail Vehicle Procurement**
San Francisco County
\$1.1 billion
- C **SFCTA: US-101 Doyle Drive Annual Debt Payment**
San Francisco County
\$1.1 billion
- D **BART: Link21 - Phase 1: Program Development**
Regional/Multi-County
\$1 billion
- E **Alameda: Oakland/Alameda Estuary Bridge**
Alameda County
\$292.6 million
- F **SFMTA: Train Control & Trolley Signal Rehabilitation/Replacement**
San Francisco County
\$284 million

- RED** Road Project
- GREEN** Safety/Complete Streets Project
- BLUE** Transit Project



NOTE: Excludes projects with no funding programmed after 2024. Excludes consolidated project listings (grouped listings) as individual projects in these listings are less than \$200 million. Total project costs reflected in the 2025 TIP for certain major projects are subject to change. MTC will update project cost information in the 2025 TIP prior to final adoption or through amendment, as needed.