

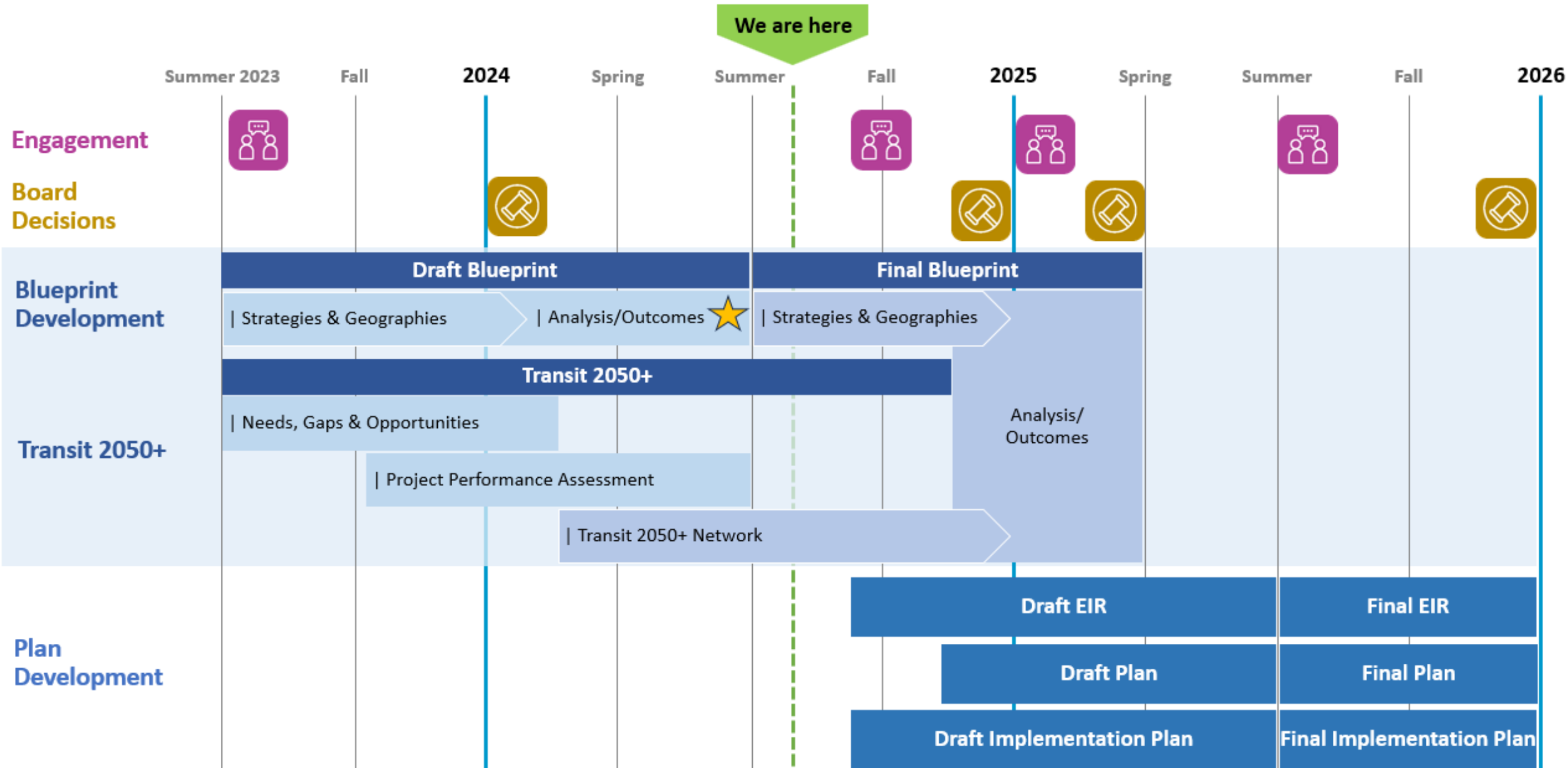


Plan Bay Area 2050+ Draft Blueprint

ABAG Executive Board

July 18, 2024

Plan Bay Area 2050+: Schedule



* Dates are tentative and subject to change



= Focus of today's presentation

Plan Bay Area: Updated Every Four Years




PLAN BAY AREA

Adopted: 2013
Major Update
4+ Year Effort



PLAN BAY AREA 2040

Adopted: 2017
Minor Update
3 Year Effort



PLAN BAY AREA 2050

Adopted: 2021
Major Update
4+ Year Effort



PLAN BAY AREA 2050+

Anticipated: 2025
Minor Update
2.5 Year Effort

Long-Range Plan Federal and State Requirements

Among other requirements, Plan Bay Area must:

**Be Updated Every
Four Years**

**Coordinate Long-
Range Transportation,
Housing and Land Use
Planning**

**Reduce Per-Capita
Greenhouse Gas
(GHG) Emissions from
Light-Duty Vehicles**

**Include a Robust
Public Process, in
Collaboration with
Key Partners**

**Contain a Fiscally-
Constrained
Transportation
Project List**

**Receive Approval
from Federal and
State Regulators,
including CARB**

Refresher: Plan Bay Area Elements, Themes, and Strategies

Ensure by the year 2050 that the Bay Area is **affordable**, **connected**, **diverse**, **healthy** and **vibrant** for all.

Plan Bay Area 2050 4 Elements



**Maintain and Optimize
the Existing System**



**Create Healthy and Safe
Streets**



**Build a Next-Generation
Transit Network**



**Protect and Preserve
Affordable Housing**



**Spur Housing Production
at All Income Levels**



**Create Inclusive
Communities**

Plan Bay Area 2050

35 Adopted Strategies & 11 Themes



**Improve Economic
Mobility**



**Shift the Location of
Jobs**



**Reduce Risks from
Hazards**



**Expand Access to Parks
and Open Space**



Reduce Climate Emissions

Bold Strategies for a More Affordable Bay Area



Reduce the region's extreme cost of living by enabling new homes near public transit

Strategies include:

- Allow a Greater Mix of Housing Densities and Types in Growth Geographies
- Transform Aging Malls and Office Parks into Neighborhoods
- Maintain Urban Growth Boundaries



Produce and preserve much-needed affordable housing through public, non-profit, and private sector action

Strategies include:

- Preserve Existing Affordable Housing
- Build Adequate Affordable Housing to Ensure Homes for All
- Integrate Affordable Housing into All Major Housing Projects



Provide robust toll discounts for very low-income residents and carpoolers

Strategies include:

- Implement Pricing Strategies to Manage Demand

Refer to Attachment B for more information on Plan Bay Area 2050+ Draft Blueprint strategies.

Bold Strategies for a More Connected Bay Area



Undertake a comprehensive update to the plan's transit strategies via the parallel Transit 2050+ effort to support network connectivity, ridership recovery, system reliability, and more

Proposed transit strategy updates will be shared at the ABAG Administrative Committee meeting in September 2024



Continue the region's "Fix it First" policy to ensure the region's roads and transit infrastructure are adequately maintained

Strategies include:

- Operate and Maintain the Existing System



Reduce traffic congestion and improve travel reliability through equitable pricing strategies that reduce demand for single-occupancy vehicle trips

Strategies include:

- Implement Pricing Strategies to Manage Demand

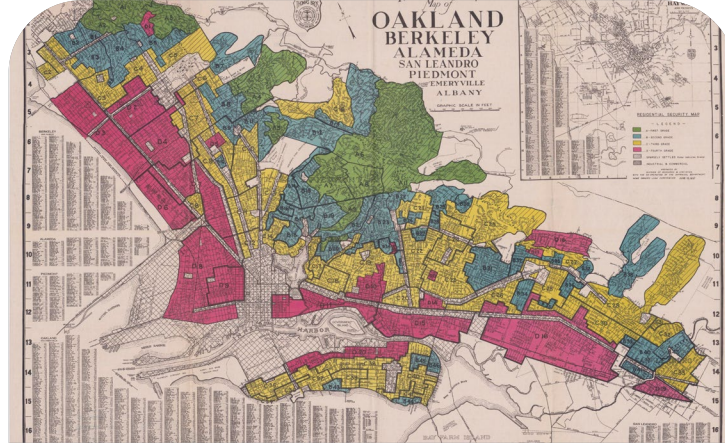
Bold Strategies for a More Diverse Bay Area



Protect renters from being displaced to the region's periphery and beyond through increased housing options

Strategies include:

- Further Strengthen Renter Protections Beyond State Law
- Preserve Existing Affordable Housing



Tackle racial inequities by enabling more housing in historically-exclusionary places

Strategies include:

- Allow a Greater Mix of Housing Densities and Types in Growth Geographies
- Build Adequate Affordable Housing to Ensure Homes for All
- Accelerate Reuse of Public and Community-Owned Land for Mixed-Income Housing and Essential Services



Reduce income inequality through new guaranteed income and mortgage assistance programs

Strategies include:

- Implement a Statewide Guaranteed Income
- Provide Targeted Mortgage, Rental, and Small Business Assistance to Equity Priority Communities

Bold Strategies for a Healthier Bay Area



Encourage more biking, walking, and rolling for all ages and abilities, while reducing traffic deaths by making streets safer for all users

Strategies include:

- Advance Regional Vision Zero Policy through Street Design and Reduced Speeds
- Build a Complete Streets Network



Protect the Bay Area from rising sea levels and tens of thousands of homes from potential earthquake and wildfire damage

Strategies include:

- Adapt to Sea Level Rise
- Provide Means-Based Financial Support Seismic and Wildfire Home Retrofits



Tackle climate change by electrifying vehicles & buildings and reducing auto trips

Strategies include:

- Expand Clean Vehicle Initiatives
- Provide Means-Based Financial Support for Energy Decarbonization and Water Efficiency Upgrades in All Buildings
- Expand Transportation Demand Management Initiatives
- Expand Commute Trip Reduction Programs at Major Employers

Bold Strategies for a More Vibrant Bay Area



Prioritize job growth in regional downtowns and main streets by allowing a wider range of densities and active land uses in growth geographies

Strategies include:

- Provide Incentives to Employers to Locate in Transit- and Housing-Rich Areas
- Allow a Greater Mix of Land Uses and Densities in Growth Geographies



Preserve critical industrial lands and work to catalyze job growth in these locations

Strategies include:

- Retain and Invest in Key Industrial Lands
- Expand Job Training and Incubator Programs

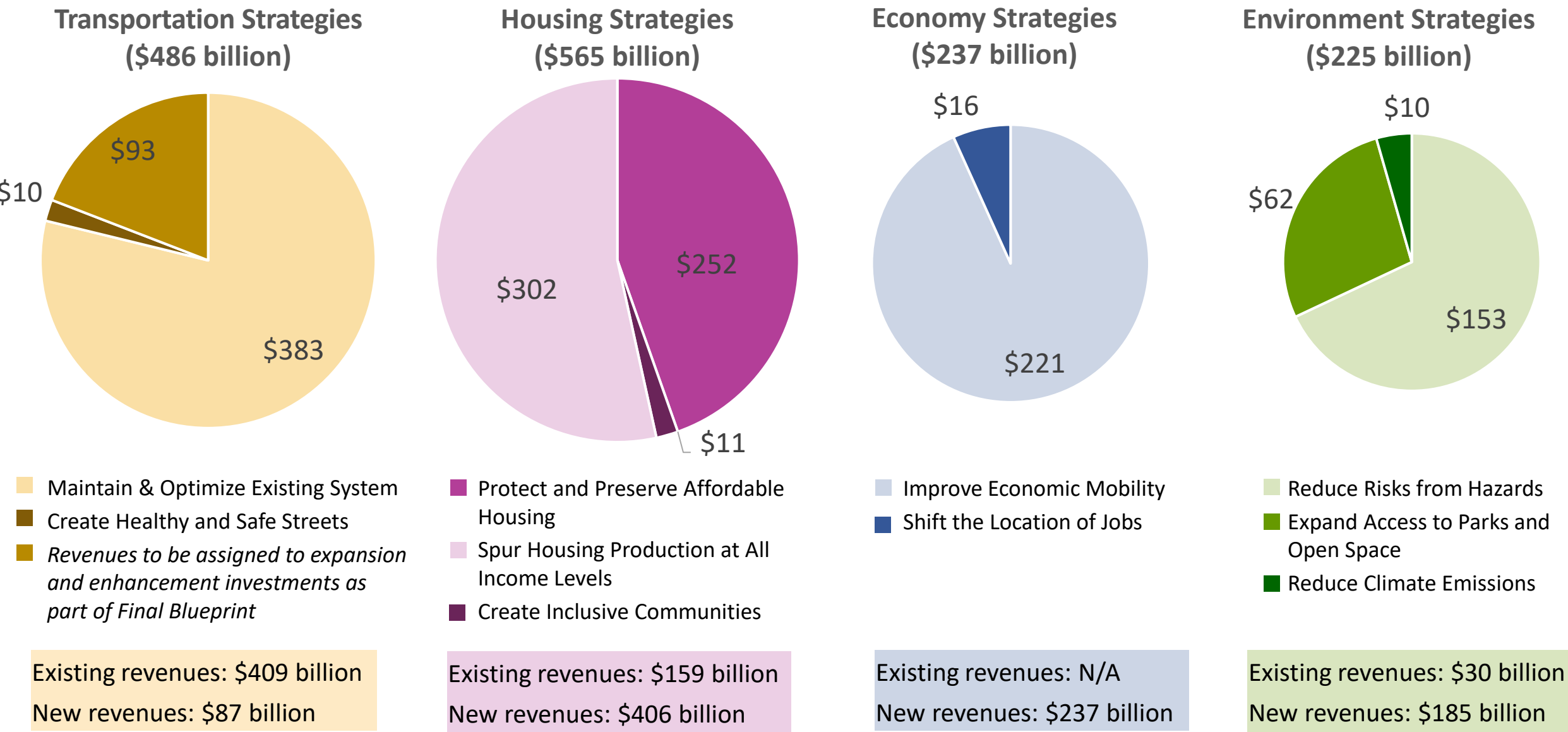


Ensure all communities have access to high-speed internet to fully participate in the digital economy

Strategies include:

- Invest in High-Speed Internet in Underserved Low-Income Communities

Draft Blueprint: Revenues and Investments



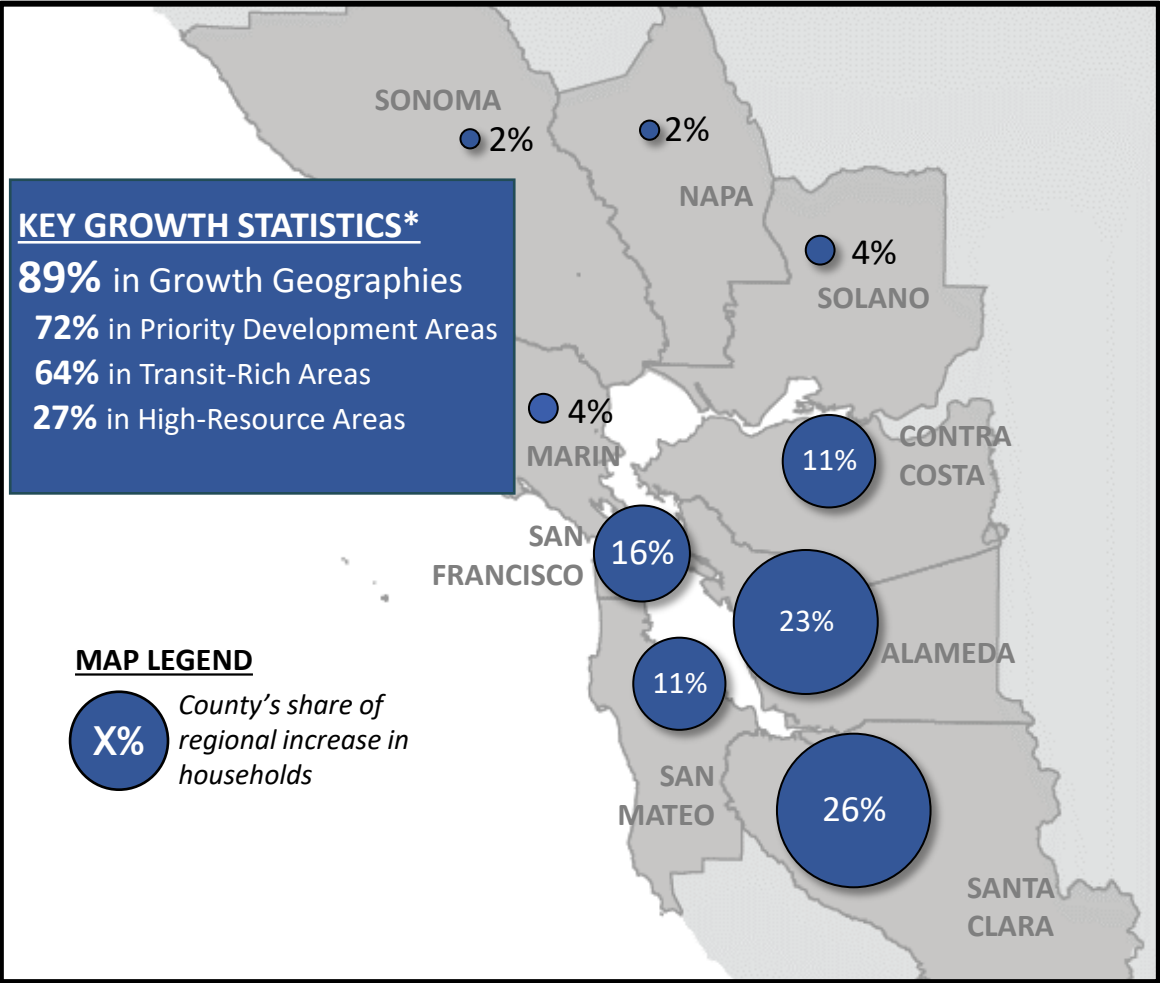
Note: revenue forecasts will be finalized as part of Final Blueprint phase this fall. Existing economic development revenues not inventoried. \$10 billion in transportation revenues are assigned to support Environment Element strategies focused on reducing climate emissions. See Attachment B for more information.

11

Draft Blueprint: Growth Pattern

Plan Bay Area 2050+ Draft Blueprint:

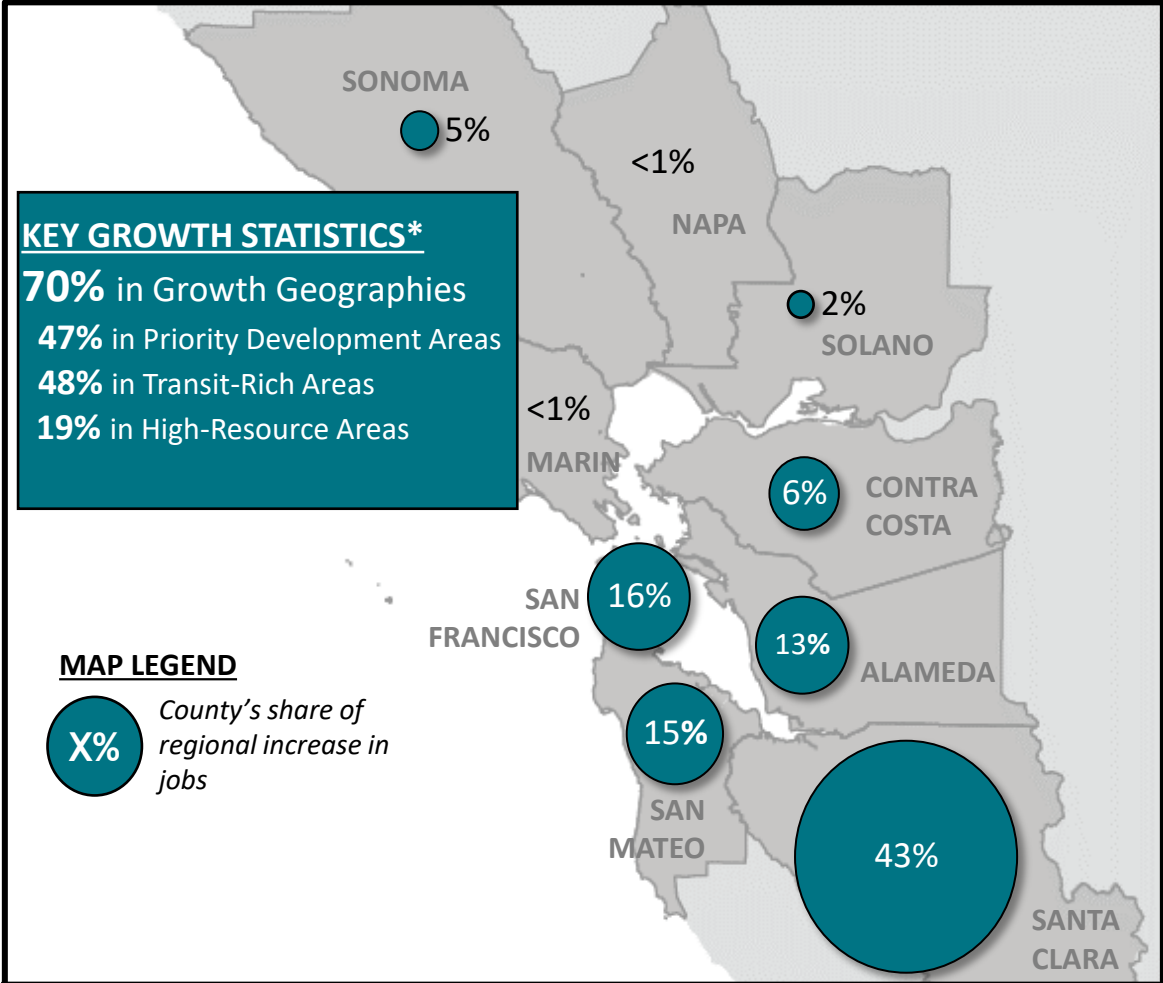
Share of regional household growth by county, 2023 to 2050



Total New Households, 2023-2050: 0.9 million

Plan Bay Area 2050+ Draft Blueprint:

Share of regional job growth by county, 2023 to 2050



Total New Jobs, 2023-2050: +1.3 million

* All urbanized growth in unincorporated areas is focused within existing urban growth boundaries (Strategy EN4). Number of jobs based upon the physical location of an employer; does not account for the share of jobs at a location that are performed fully or partially remotely. Refer to Attachment B for more information.


Draft Blueprint: Key Findings

The Draft Blueprint demonstrates significant progress on key affordability, environmental and economic recovery goals, although more work will be needed over the coming months to reduce greenhouse gas emissions as well as identify transportation investment priorities.



Reducing the Share of Income Spent on Housing

Housing cost burden declines significantly between 2023 and 2050, especially for those with the fewest means to afford Bay Area homes.



Increasing Affordable Housing Production and Preservation

Nearly one-quarter of the regional housing stock will be permanently affordable in the future, with almost 1 million affordable homes by 2050.



Providing Greater Access to Frequent Transit

The share of low-income households within a ½ mile of frequent transit increases by 17% between 2023 and 2050.



Shifting Away from Single-Occupancy Vehicles

Significant investments in active transportation and the development of more walkable communities play a key role in reducing automobile mode share.

Draft Blueprint: Falling Short of the GHG Target



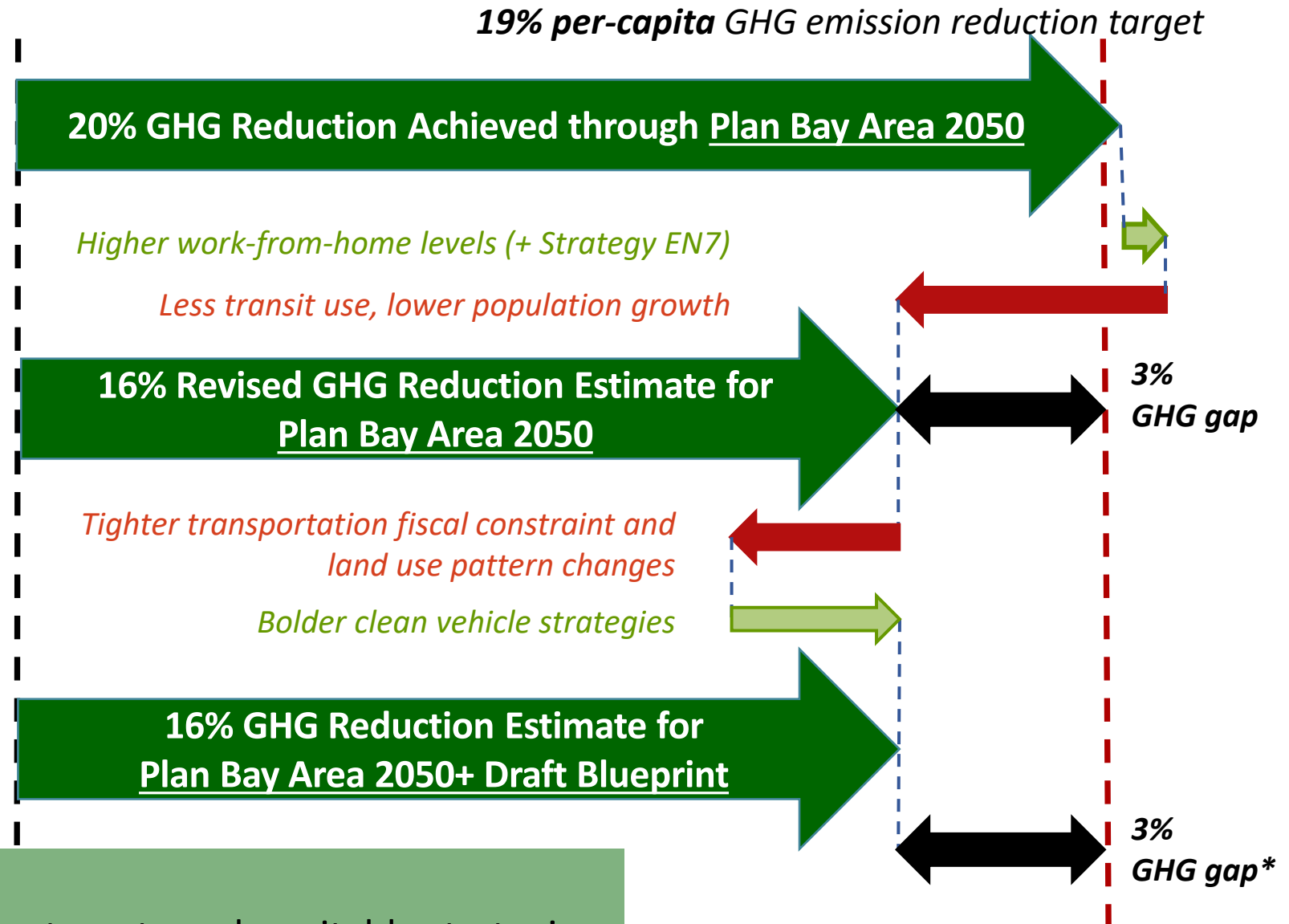
Plan Bay Area 2050 met and exceeded the GHG emissions reduction targeted set by CARB.

Re-analyzing Plan Bay Area 2050's 35 strategies under updated planning assumptions yields a **moderate GHG reduction "gap" of roughly 3 points.**

The Plan Bay Area 2050+ Draft Blueprint **maintains a similar GHG reduction gap.**

Key Focus Area for Final Blueprint:

Close the GHG "gap" with targeted investments and equitable strategies.



What's Coming Next: Late Summer 2024 Engagement

Goals

1. Share Draft Blueprint outcomes and Transit 2050+ Draft Network
2. Gather feedback on Final Blueprint refinements
3. Identify early implementation priorities

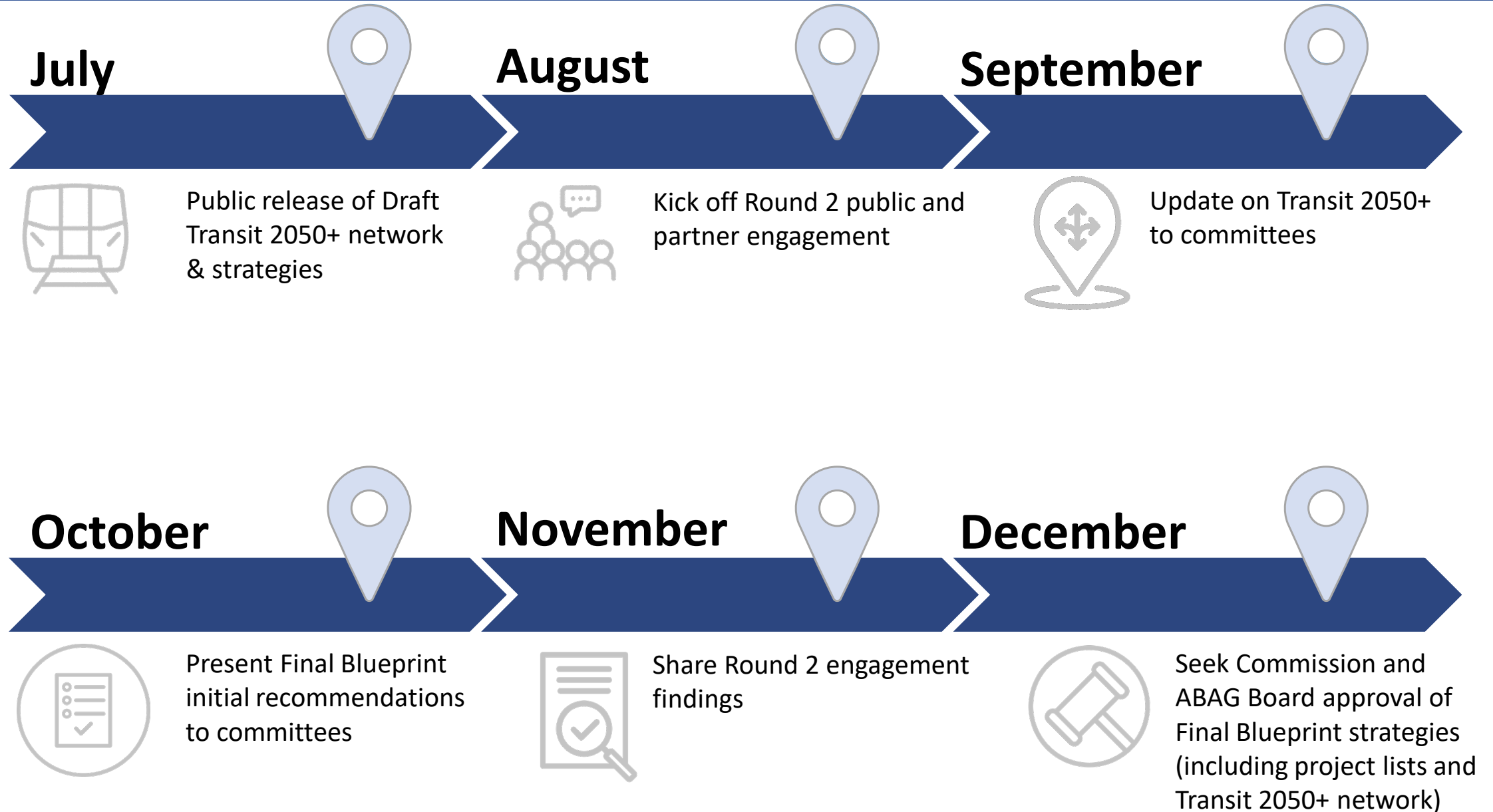
Engagement Touchpoints

- **Pop-up tabling events** across the nine counties
- **Online activity** to allow time-flexible participation
- **CBO partnerships** with EPC-serving organizations
- **Tribal outreach** and engagement with CBOs that serve Tribal and Native American communities
- **Partner and stakeholder-focused engagement** including workshops, webinars, and office hours
- **A public comment period**



Photo: Joey Kotfica

Month-to-Month Timeline



** Dates are tentative and subject to change*



PLAN BAY AREA 2050+



ASSOCIATION OF BAY AREA GOVERNMENTS
METROPOLITAN TRANSPORTATION COMMISSION

Questions and Comments

Contact Information:

Chirag Rabari – crabari@bayareametro.gov

Plan Bay Area 2050+ Project Manager