

ABAG POWER

Executive Committee Meeting

Report on NG and RNG Programs

Jane Elias, Energy Section Director
June 28, 2024



ASSOCIATION OF BAY AREA GOVERNMENTS
METROPOLITAN TRANSPORTATION COMMISSION

Monthly Summary of Operations

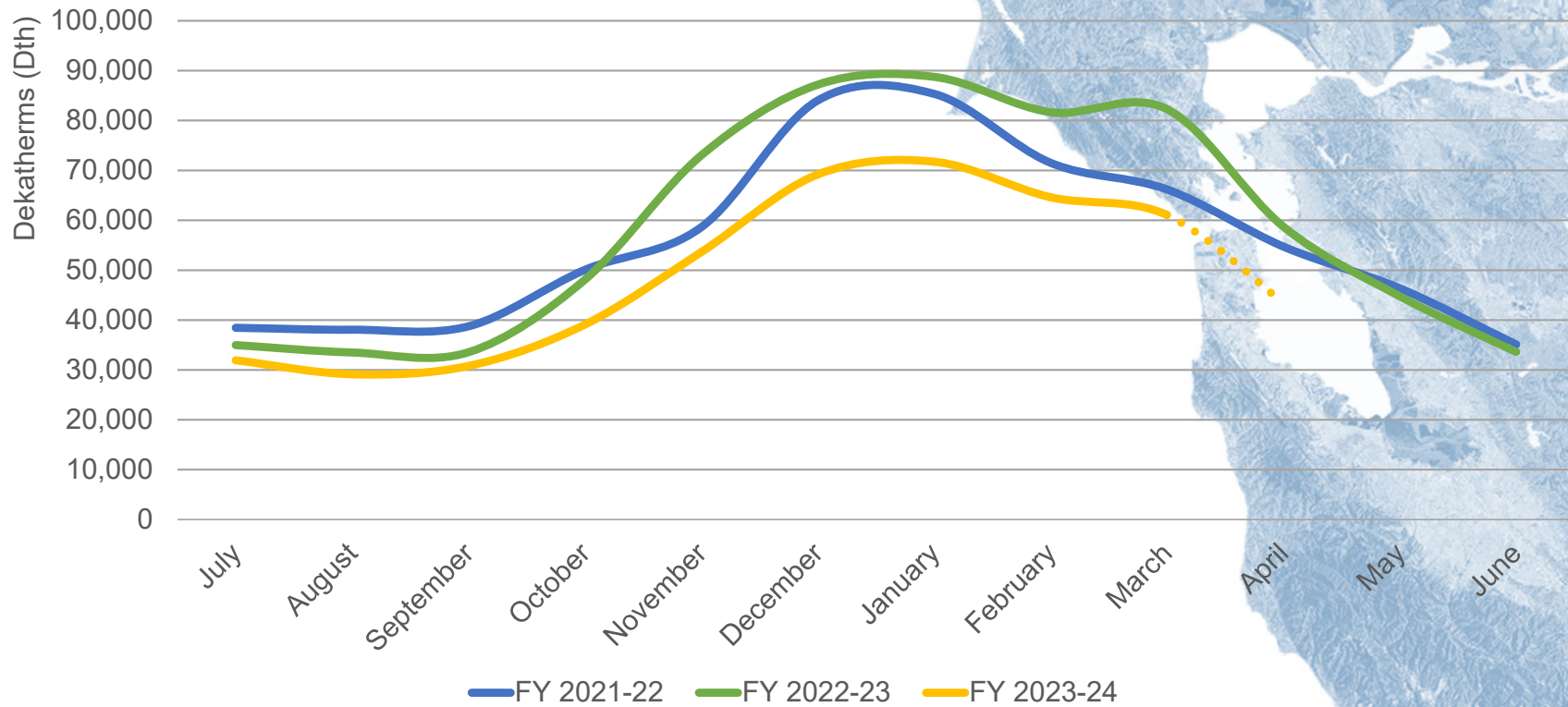
- Preliminary (unaudited) financial statements through April 2024 indicate the following fiscal year cumulative rates relative to PG&E's rate schedules:

Rate Category	Cumulative 'Savings'*
Small Commercial (G-NR1)	-12.0%
Large Commercial (G-NR2)	-15.1%
Residential (G-1/GM)	-2.8%
Natural Gas Vehicle (G-NGV-1/2)	-3.7%

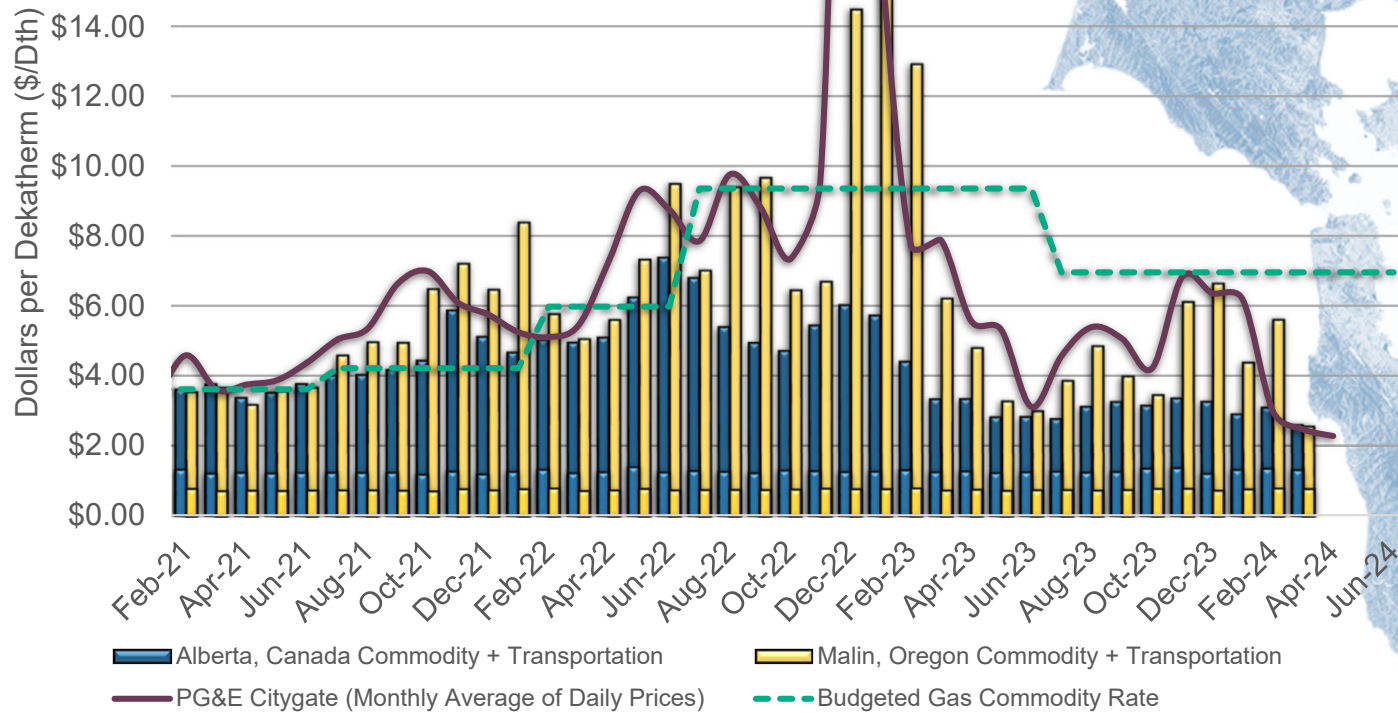
**A negative figure indicates a price premium relative to PG&E. A positive figure indicates a price savings relative to PG&E.*



Gas Usage Comparison by Month & Year

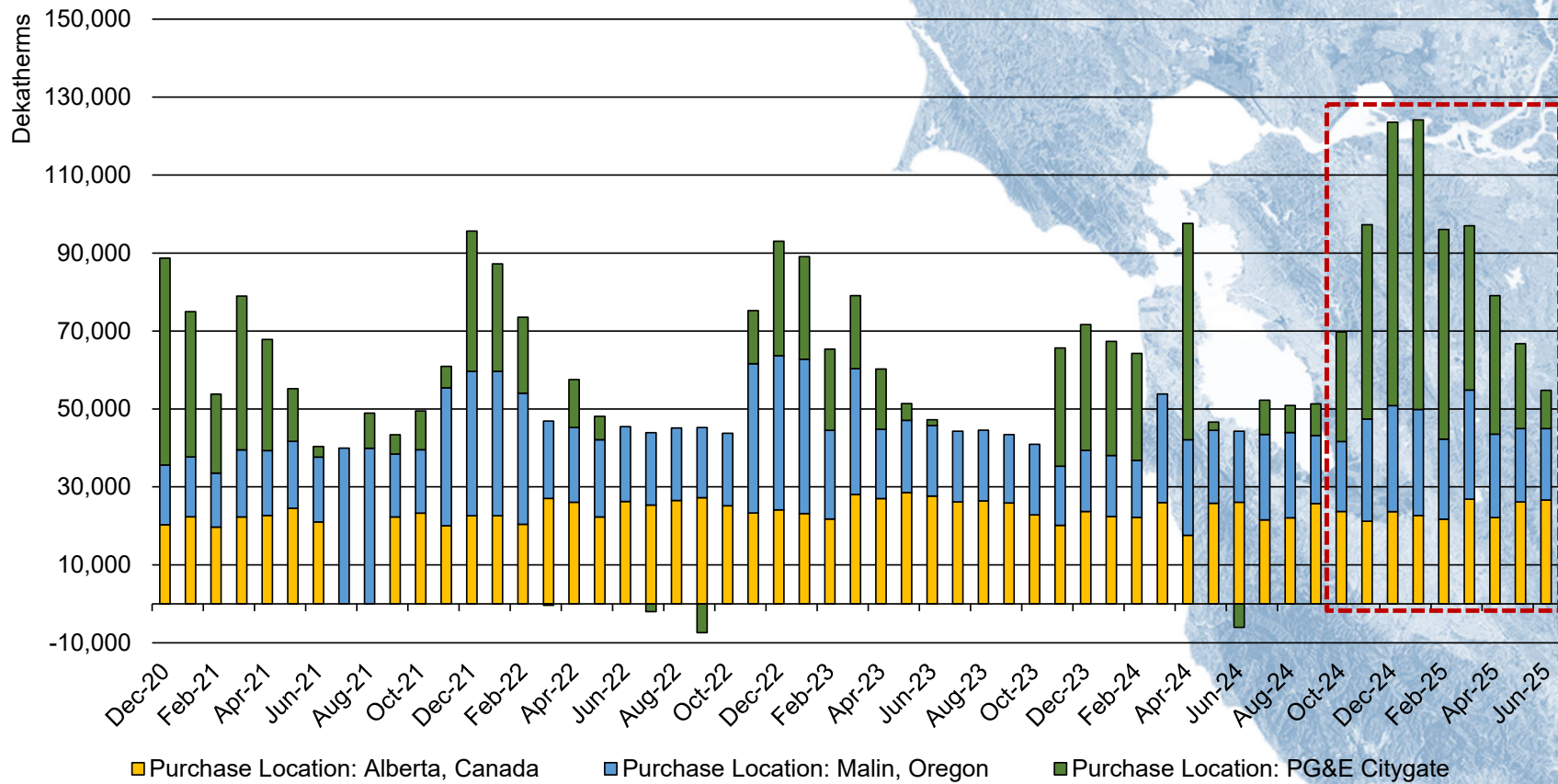


Gas Market Price Comparison



Purchase Location	Fiscal Year 2023-24 Weighted Average Cost of Gas (WACOG)
Alberta	\$3.040
Oregon	\$4.604
California	\$4.632

Historical & Anticipated Gas Purchase Requirements



Fiscal Year 2023-24 Budget-to-Actual

Budget Category	Year-to-Date Actuals As of 04/30/24 (unaudited)	Adopted Budget FY 2023-24	Budget Utilization
Revenue	10,542,161	12,372,840	85%
Expense			
PG&E Pass-through	5,002,691	6,870,410	73%
Cost of Energy Used	2,960,805	4,536,293	65%
Staff, Consultant, and Other Expenses	615,553	963,244	64%
Surplus / (Deficit)	1,963,112	2,893	-



Other Updates

Gas Program

- **Natural Gas Scheduling and Operational Consulting Services Request for Qualifications**
 - Recommendation included in today's agenda packet.
 - Services beginning July 1, 2024, and ending June 30, 2027, with ABAG's option to extend for an additional two years.

RNG Program

- No updates from prior meeting – one participating member.

General Updates

- Personnel changes.

