

ABAG

Budget and Work Program

Fiscal Year 2024–2025

PROPOSED



OFFICERS

PRESIDENT

Belia Ramos
Supervisor, County of Napa

VICE PRESIDENT

Jesse Arreguín
Mayor, City of Berkeley

IMMEDIATE PAST PRESIDENT

David Rabbitt
Supervisor, County of Sonoma

SECRETARY-TREASURER

Andrew B. Fremier
Executive Director

LEGAL COUNSEL

Kathleen Kane
General Counsel

COUNTY REPRESENTATIVES

Candace Andersen
Supervisor, County of Contra Costa

Ken Carlson,
Supervisor, County of Contra Costa

Noelia Corzo
Supervisor, County of San Mateo

Susan Ellenberg
Supervisor, County of Santa Clara

Otto Lee
Supervisor, County of Santa Clara

Rafael Mandelman
Supervisor, City and County of San Francisco

Dave Haubert
Supervisor, County of Alameda

Elisa Marquez
Supervisor, County of Alameda

Nathan Miley
Supervisor, County of Alameda

Mary Sackett
Supervisor, County of Marin

Wanda Williams,
Supervisor, County of Solano

Vacant
Supervisor, City and County of San Francisco

Vacant
Supervisor, City and County of San Francisco

Vacant
Supervisor, County of San Mateo

CITIES REPRESENTATIVES

Susan Hollingsworth Adams
Vice Mayor, City of Rohnert Park, Sonoma County Cities

Nikki Fortunato Bas
Councilmember, City of Oakland

London Breed
Mayor, City and County of San Francisco

David Cohen
Councilmember, City of San Jose

Pat Eklund
Councilmember, City of Novato, Marin County Cities

Carroll Fife
Councilmember, City of Oakland

Neysa Fligor
Councilmember, City of Los Altos, Santa Clara County Cities

Leon Garcia
Mayor, City of American Canyon, Napa County Cities

Rich Hillis
Planning Director, City and County of San Francisco

Rosemary Kamei
Vice Mayor, City of San José

Yvonne Martinez-Beltran
Councilmember, City of Morgan Hill, Santa Clara County Cities

Lisa Motoyama
Councilmember, City of El Cerrito

Catherine Moy
Mayor, City of Fairfield

Mark Nagales
Vice Mayor, City of South San Francisco, San Mateo County Cities

Peter Ortiz
Councilmember, City of San José

Treva Reid
Councilmember, City of Oakland

Carlos Romero
Councilmember, City of East Palo Alto, San Mateo County Cities

Cindy Silva
Mayor, City of Walnut Creek, Contra Costa County Cities

Aaron Tiedemann
Mayor, City of Albany, Alameda County Cities

ADVISORY MEMBER

Donald Young
Board Member, San Francisco Bay Regional Water Quality Control Board



BELIA RAMOS
ABAG President
Supervisor, County of Napa



JESSE ARREGUÍN
ABAG Vice President
Mayor, City of Berkeley

Dear ABAG Delegates,

Housing has been an essential part of ABAG’s work to support local cities, towns and counties for more than 60 years. After the Bay Area’s Regional Housing Needs Allocation (RHNA) Plan was adopted in 2021 and approved by the California Department of Housing and Community Development in 2022, the responsibility for updating Housing Elements shifted to local governments. ABAG’s Regional Housing Technical Assistance (RHTA) program provides a wide range of tools and resources to help Bay Area municipalities comply with new state laws and meet the new RHNA requirements.

Additional state funding provided through the REAP 2.0 grant program, administered by the Metropolitan Transportation Commission (MTC), will help each of our communities meet housing goals and reduce vehicle miles traveled. At the time of writing, REAP 2.0 funds were at risk of being cut in half as one of Governor Newsom’s proposed reductions to balance the budget. We hope that when the General Assembly convenes in person in June, we can celebrate the Legislature’s restoration of this funding, which is helping to implement the Bay Area’s housing and transportation goals.

Last year, nearly 3,000 Bay Area residents participated in the first round of engagement for Plan Bay Area 2050+, a limited and focused update to the region’s long-range plan for transportation, housing, the economy and the environment. The updated plan is due for adoption in 2025. ABAG’s Administration Committee meets jointly with the MTC Planning Committee to help shape this plan, and our staff conducts robust public engagement so that the plan accounts for the needs and priorities of our residents.

ABAG’s local government service programs continue to maintain their well-deserved reputation for excellence. The San Francisco Estuary Partnership and the City of Palo Alto later this year will begin construction of a first-of-its-kind horizontal levee that will use a gently vegetated slope to mitigate wave action, enhance the transitional habitat between tidal wetland and terrestrial uplands, and filter treated wastewater.

BayREN, which celebrated its 10-year anniversary in 2023, has now upgraded more than 60,000 housing units, provided over \$66 million in rebates to renters and homeowners for energy retrofits and delivered more than \$2.5 million in rebates to single-family homeowners who receive a Department of Energy Home Energy Score.

The Bay Area Regional Collaborative, of which ABAG is a member, last fall released a new report documenting how the overall climate adaptation system in our region functions. The report identifies next steps in exploring responses to address sea level rise, inland flooding, water quality, drought, extreme heat, wildfire and air quality. It also lays the foundation for creating a more robust and coordinated system for adapting to and adequately preparing for changing climate conditions throughout the Bay Area. This is a complex challenge requiring cities, counties and regional agencies to coordinate a collective response to a wide array of hazards.

ABAG is committed to working equitably and cooperatively with our local jurisdictions to effectively meet today’s challenges and create a better Bay Area together, as detailed in our robust workplan for 2024-25 that follows.

Sincerely,

Belia Ramos
ABAG President, Napa County Supervisor

**LETTER FROM
THE EXECUTIVE
DIRECTOR**



ANDREW B. FREMIER
Executive Director



KATHLEEN KANE
Secretary / Legal Counsel

Dear ABAG Delegates,

As a single staff serving both ABAG and MTC, the direction for us is clear: to advance a more affordable, connected, diverse, healthy and vibrant Bay Area. These were the core goals of our long-range Plan Bay Area 2050 — unanimously approved by the Executive Board and the Commission in 2021 — and its Implementation Plan. They are also foundational to our expanded work in the housing sphere through the Bay Area Housing Finance Authority (BAHFA), a shared initiative of ABAG and MTC. This year, ABAG and MTC joint staff (excluding governing boards) will be restructuring to further advance housing priorities and align the agency with a new strategic vision.

One of the major initiatives for ABAG-MTC staff in the year ahead will be the continued development of a new long-range regional transportation and housing plan known as Plan Bay Area 2050+. The new plan will build on the strong foundation established by Plan Bay Area 2050 while also integrating the lessons of the last four years.

A growing part of the ABAG portfolio is the technical assistance we provide to cities, towns and counties. The Regional Technical Assistance Program (RHTA) is now in its fourth year of providing assistance to local governments to update their Housing Elements. Assistance has included dozens of webinars on a variety of topics, the online Housing Element Site Selection Tool, data sets, staffing for county-based collaboratives, toolkits and other resources.

Launched in 2021, the ABAG-MTC Technical Assistance Portal offers an easily searchable online tool, with more resources added weekly. The portal now includes about 350 resources to help local governments work more effectively and more efficiently. I encourage you to check it out at <https://abag.ca.gov/technical-assistance>. It's only as useful as it is used, so please spread the word to your local jurisdiction staff.

Advancing equity continues to be a top priority at ABAG and MTC, with both agencies formally adopting an Equity Platform in 2023. Many other Bay Area governments, agencies and communities also are leading with equity as they implement pandemic recovery efforts that aim to ensure access to opportunity and improved quality of life for all Bay Area residents. The ABAG-MTC on-call Equity Consultant Bench has added new vetted and trusted community groups, practitioners and firms. More information on the consultant bench may be found on both the ABAG and MTC websites.

Additional information on ABAG's programs and activities is included in this document and on the ABAG website, abag.ca.gov. I look forward to seeing many of you and discussing these and other items at our June General Assembly.

Sincerely,


Andrew B. Fremier
Executive Director

**TABLE OF
CONTENTS**

ABOUT ABAG	2-5
METRO PLANNING & POLICY SECTION	6-19
DATA SECTION	20-XX
HOUSING & ENERGY SECTION	16-25
MOBILITY SECTION	26-29
BUDGET	36-51


01

ABOUT THE ASSOCIATION OF BAY AREA GOVERNMENTS



SECTION 01

ABOUT THE ASSOCIATION OF BAY AREA GOVERNMENTS



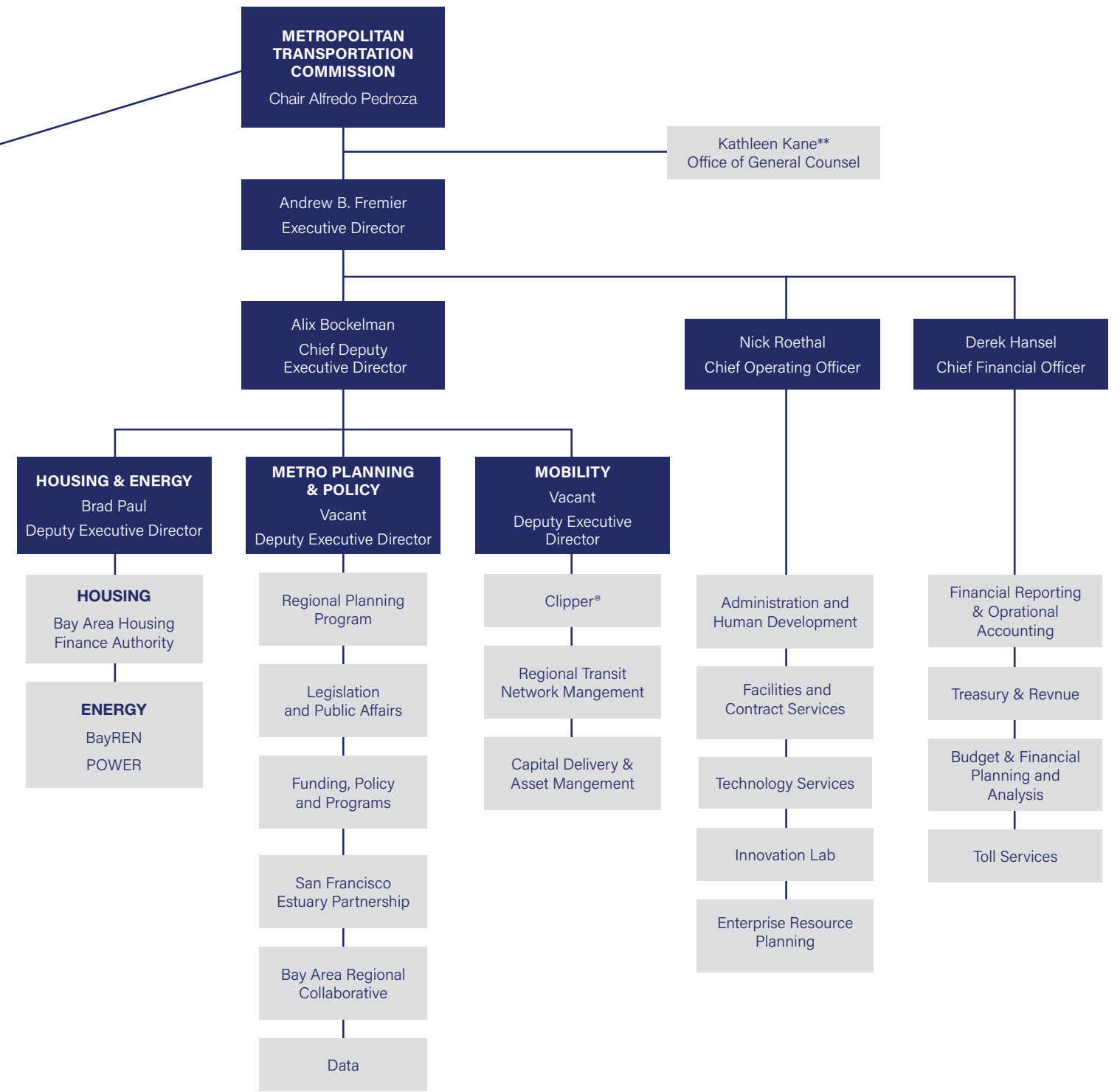
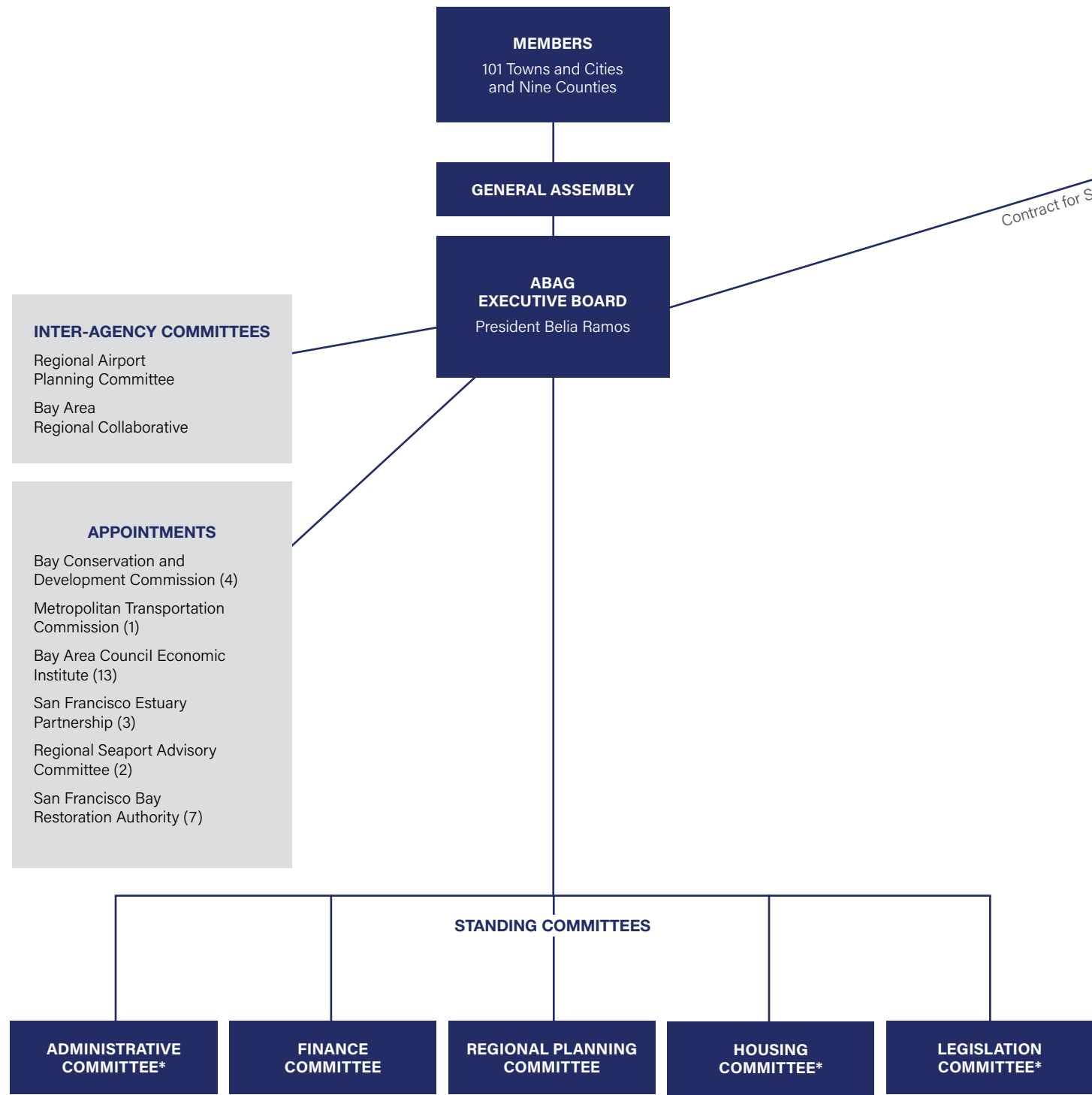
The Association of Bay Area Governments, or ABAG, is the comprehensive regional planning agency and council of governments for the nine counties and 101 cities and towns of the San Francisco Bay region. ABAG helps local governments address growth and adapt to change while addressing sustainability, resilience and equity issues.

ABAG membership is voluntary and represents the cities, towns and counties of the Bay Area, serving a population of more than 7 million people with research and analysis, education and outreach, regional coalition coordination, and cost-effective member service programs. ABAG-MTC's data and planning departments offer tools and expertise to build solutions on a wide range of issues, helping every community around the Bay adapt to change.

A collaborative approach with local governments, Bay Area leaders and community stakeholders allows ABAG to work on issues affecting every community in our region, including regional land use, environmental stewardship, energy efficiency and water resource protection. The public is invited to all ABAG meetings and can also access ABAG tools and research.

ABAG was founded by local government leaders who recognized the need to address common issues from a regional perspective and formed the first council of governments in California in 1961. ABAG and MTC share responsibility for Plan Bay Area, the San Francisco Bay Area's long-range transportation and land use plan. Since 2017, MTC staff, through a "contract for services" model, also serves as staff to ABAG, allowing for stronger connections between programs, policies and activities. While the staff functions under one executive director and organizational structure, ABAG and MTC continue to be separate regional entities with their own statutory authorities and responsibilities, policy positions, budgets, and local collaborative programs.

This Budget and Work Program details the programs and services provided in fiscal year 2023-24 and the planned activities and budget for fiscal year 2024-25. Additional information is provided at abag.ca.gov.




* Committees conducted jointly with MTC Committees

** Advises the Executive Board and Commission directly

02

METRO PLANNING & POLICY SECTION



SECTION 02

METRO PLANNING & POLICY SECTION



The Metro Planning & Policy section works on longstanding challenges facing the region, including housing affordability, transportation planning, economic development and environmental resilience. These efforts include Plan Bay Area 2050+, the Regional Housing Technical Assistance Program, the Resilience Program, the San Francisco Estuary Partnership, public outreach and legislation.





SECTION 02



PLAN BAY AREA 2050+

Plan Bay Area 2050, the Bay Area's long-range regional plan for transportation, housing, economic development and environmental resilience, was unanimously adopted by the ABAG Executive Board and MTC in fall 2021. The plan laid out a pathway toward a better future for all Bay Area residents through 35 specific strategies and more than 80 near-term implementation actions. Importantly, Plan Bay Area 2050 integrated robust stress-testing of these strategies against a broad range of external forces like telecommuting adoption, economic boom-bust cycles, and changing land use preferences to ensure its strategies are equitable and resilient. The adopted plan can be found at planbayarea.org/finalplan2050.

Since the plan's adoption, ABAG and MTC have been focused on advancing near-term, high-impact actions identified in its Implementation Plan chapter to make the plan a reality and publishing two annual updates on the plan's implementation progress. Further information can be found at planbayarea.org/implementation.

In the summer of 2023, staff embarked on a focused update to Plan Bay Area 2050 known as Plan Bay Area 2050+. Rather than starting from scratch, Plan Bay Area 2050+ will build on the prior plan by making high-impact refinements to select strategies based on implementation work to date and by integrating the latest post-pandemic planning assumptions. Given that the Regional Housing Needs Assessment will not be updated this fiscal year — and will instead be included as part of the next major Plan Bay Area update in 2026 — this focused update is anticipated to affect primarily the Transportation and Environment elements of the long-range plan, including integration of Transit 2050+, a new MTC plan under development. The ABAG Executive Board will consider Plan Bay Area 2050+ for approval in late 2025, consistent with federal and state requirements to update the regional plan every four years.

2023-24 HIGHLIGHTS

- Conducted a first round of engagement with the public, partners and stakeholders over summer 2023 to understand residents' new concerns and priorities as the Bay Area emerges from the COVID-19 pandemic, as well as their concerns for the future.
- Updated planning assumptions, revenue forecasts and key strategies in preparation for Plan Bay Area 2050+.
- Provided policymakers with a detailed update on Round 1 engagement and received ABAG-MTC board approval to further study strategies for achieving the plan's goals, including updates to Growth Geographies in 2024.

2024-25 GOALS

- Release a performance and equity analysis of the Draft Blueprint in mid-2024, followed by a second round of public and partner/stakeholder engagement activities.
- Adopt Final Blueprint strategies as part of Plan Bay Area 2050+.
- Release Notice of Preparation (NOP) and conduct scoping for Plan Bay Area 2050+ Environmental Impact Report (EIR).
- Kick off Plan Bay Area 2050+ Implementation Plan process and engage with key partners/stakeholders as part of Implementation Plan development.
- Release Final Blueprint outcomes and advance into EIR Phase.
- Release Draft Plan Bay Area 2050+ Plan Document, EIR and Implementation Plan.



SECTION 02



Mixed-Income Housing Density

DENSITY SHALL MEET OR EXCEED THE FOLLOWING:

	Site Site size less than 1 acre	Commercial Corridor ROW <100' Site Site size 1 acre or more	Commercial Corridor ROW >100' Site Site size 1 acre or more	w/in 1/2 mile of major transit stop Site
Density Metropolitan Jurisdictions	30 du/acre	40 du/acre	60 du/acre	80 du/acre
Density Non-Metropolitan Jurisdictions	20 du/acre	30 du/acre	50 du/acre	70 du/acre

Technical Assistance for Local Planning HOUSING



REGIONAL HOUSING TECHNICAL ASSISTANCE

In its fourth year, the Regional Housing Technical Assistance (RHTA) Program was honored with state and regional Awards of Excellence from the American Planning Association's California and Northern Section chapters. These first-place awards recognized the program's extensive, one-of-a-kind technical assistance, which helps local governments comply with rapidly evolving housing laws. During the past year, the RHTA Program has expanded its resources to help Bay Area jurisdictions finalize and start implementing their Housing Elements. Since the RHTA Program launched in 2020, ABAG and MTC staff have run more than 30 live, interactive webinars for more than 3,500 attendees from Bay Area cities and counties.

The RHTA team has built a robust collection of housing technical assistance through ABAG's Technical Assistance (TA) Portal, an easily searchable collection of resources for government staff. Staff has also provided services as varied as new housing simulation tools, communication resources, and opportunities for jurisdictions to gather by county to share consultant support and collaborate on regional issues. Looking to the future, staff hope that the RHTA program will be able to continue providing technical assistance to Bay Area cities, towns and counties as they implement their Housing Elements, though the program has been supported by one-time state grants to date.

RHTA's current funding source, the Regional Early Action Planning Grants of 2019 (REAP 1.0), expires at the end of FY 23-24. However, the work is expected to continue with funding from the Regional Early Action Planning Grants of 2021 (REAP 2.0). The MTC is the recipient of REAP 2.0 funding and is planning to provide \$8 million to ABAG to continue the RHTA Program. Governor Newsom's proposed FY 2024-25 budget would cut REAP 2.0 funding in half, putting continued RHTA funding at risk. Staff are advocating to prevent these cuts as part of our 2024 advocacy priorities.

2023-24 HIGHLIGHTS

- Saved each jurisdiction thousands of dollars through data tools and resources.
- Expanded the Technical Assistance (TA) portal, providing a one-stop-shop for access to more than 230 case studies, data sets, interactive tools, model ordinances, reports, toolkits and trainings.
- Continued an interactive training series with more than 30 webinars since the program began in 2019. This year, the focus shifted from drafting Housing Elements to adoption and implementation. Legal and legislative resources were supported by Goldfarb and Lipman LLP, a Bay Area law firm specializing in affordable housing and community economic development.
- Created a suite of TA products about AB 2011, the Affordable Housing and High Road Jobs Act of 2022 and SB 6, the Middle Class Housing Act of 2022.


- Convened three work groups: Leading with Equity, Farmworker Housing and Zoning for Affordability.
- Launched a Missing Middle Housing Feasibility Tool to help jurisdictions understand likely pricing for new middle housing (house-scale buildings with multiple units in walkable neighborhoods) in their communities and site requirements for feasible middle housing development.
- Featured in Harvard University's Datasmart publication with our partner, Balancing Act, on the use of their housing simulation tool for public engagement.
- Adapted the RHTA model to convene peer-to-peer sessions focused on education and TA for the potential Bay Area affordable housing bond measure.

2024-25 GOALS

- Create a Housing Policy Grant Program to support local governments in implementing their Housing Elements and in advancing the region's recently adopted Transit-Oriented Communities Policy.
- Continue supporting seven subregional Planning Collaboratives to provide locally tailored technical assistance.
- Continue collaborating with MTC to expand the RHTA program using REAP 2.0 funds to support the Bay Area Housing Finance Authority (BAHFA) Housing Preservation Pilot and Priority Sites Pilot programs, pending state budget action on REAP 2.0.
- Develop an accessory dwelling unit (ADU) survey tool to help jurisdictions track applications for accessory dwelling units in their communities.
- Continue to support local jurisdiction staff and elected officials with trainings and tools to help them implement their Housing Element updates and continue to serve as a liaison between local jurisdictions and HCD.



SECTION 02



RESILIENCE & ENVIRONMENTAL PLANNING

The Resilience Program supports hazard mitigation and climate adaptation research, planning and action for a resilient Bay Area. The program offers robust technical analyses, best practices for disaster resilience, and special events featuring prominent local and national experts.

During the previous year, the Resilience Program led the identification of implementation actions to advance Plan Bay Area 2050 Environment strategies — namely, to adapt the region's shoreline to sea level rise, to conserve high-value conservation lands and to support urban greening and parks.

Over the past year, staff developed a refreshed Priority Conservation Area (PCA) Framework to help guide regional actions to advance conservation of high-value lands, as well as urban greening, recreation and climate adaptation. This was the first significant update to the PCA framework since it was established in 2007. The Resilience Program also released the final report from the Sea Level Rise Adaptation Funding and Investment Framework, developed in concert with the San Francisco Bay Conservation and Development Commission (BCDC), identifying a \$110 billion funding need to protect the region's transportation and housing infrastructure from sea level rise through 2050.

2023-24 HIGHLIGHTS

- Finalized the Sea Level Rise Adaptation Funding and Investment Framework with BCDC, including an inventory of local adaptation projects and a regional accounting for sea level rise adaptation.
- Led a two-year process to refresh the PCA Framework. The final report will lay out a set of reforms to be implemented over the next year.
- Revised the draft strategies and needs and revenue forecast for the Environment Element of Plan Bay Area 2050+.
- Worked with the Bay Area Regional Collaborative and member agencies to develop a Memorandum of Understanding for sea level rise adaptation funding.

2024-25 GOALS

- Support local government agencies with PCA reforms and launch a call for new PCA nominations.
- Finalize the strategies and needs-and-revenue forecast for the Environment Element of Plan Bay Area 2050+.
- Support residential seismic and wildfire retrofit strategies identified in local Bay Area Housing Elements, safety elements or local hazard mitigation plans.



SECTION 02



SAN FRANCISCO ESTUARY PARTNERSHIP

The San Francisco Estuary Partnership (SFEP) and its cooperating agencies and organizations work on a wide array of projects and activities in support of the mandate to protect, enhance and restore the San Francisco Estuary. The SFEP team also supports the San Francisco Bay Restoration Authority, in partnership with the State Coastal Conservancy, which was created to fund shoreline projects that will protect, restore, and enhance San Francisco Bay through the allocation of \$25 million a year raised by the Measure AA parcel tax approved by Bay Area voters in 2016.

2023-24 HIGHLIGHTS

- Organized the 16th Biennial State of the Estuary Conference over three days in Oakland, with over 100 presenters and 800 attendees, which unfortunately had to be cancelled last-minute due to the venue.
- Partnered with disadvantaged and underrepresented communities and tribes around the Bay to address historic and continuing racial, social and tribal injustices in water management, including a regional tap water testing program envisioned and implemented by communities and tribes. The tap water testing was completed in 2022, and the final report was released in 2023.
- Partnered with community-based organizations to launch the pilot Estuary Youth Council, to provide professional development opportunities to emerging environmental leaders from underrepresented and underserved communities and spotlight youth-centered perspectives on the Estuary.
- Support the administration of grants from the S.F. Bay Restoration Authority, including supporting the Citizen Oversight Committee. The Authority funded the sixth round of projects to improve habitat along the shoreline and continued its Community Grants Program.

2024-25 GOALS

- Break ground on construction of the Palo Alto Horizontal Levee, a first-of-its-kind shoreline adaptation project. The project will use treated wastewater to irrigate a horizontal levee to improve water quality, provide habitat, and protect the City of Palo Alto from sea level rise.
- Advance design and implementation of shoreline nature-based infrastructure to provide flood protection, habitat, improved water quality and recreational opportunities.
- Use money from the federal Bipartisan Infrastructure Bill allocated to the National Estuary Program to advance regional climate adaptation projects, improve outreach and communications, and promote equity.



SECTION 02



LEGISLATION AND PUBLIC AFFAIRS

The Legislation and Public Affairs (LPA) section serves ABAG and MTC through communications, media relations, public engagement, digital promotion including social media, and web and graphic design. LPA's public engagement activities include holding public workshops and forums and managing ABAG's and MTC's web and digital communications, including the Bay Link blog and the Plan Bay Area website.

Legislative staff monitors and analyzes state and federal legislation for impacts on Bay Area transportation, land use, housing and other issues, as well as on ABAG's and MTC's overall long-range planning objectives. Staff coordinates with other local, regional and statewide organizations; develops legislative proposals and analyses; recommends positions on pending legislation to the Joint MTC/ABAG Legislation Committee; obtains Executive Board approval; and communicates adopted positions to the appropriate legislative bodies. Advocacy includes staff and Executive Board member visits with state and federal elected officials.

LEGISLATION

2023-24 HIGHLIGHTS

- Advocated for legislation that supports Plan Bay Area 2050 priorities, including implementation of the Bipartisan Infrastructure Law, reauthorization of the federal surface transportation program, and major increases in transit, highway formula and discretionary funding.
- Supported MTC's grant application for \$10 million from HUD's new PRO Housing program, which MTC advocated for in the FY 2023 Transportation, Housing and Urban Development and Related Agencies (THUD) appropriations bill.
- Advocated for and secured funding in the 2023 state budget to support affordable housing production, preservation and protection.
- Secured enactment of AB 1319 (Wicks), the BAHFA "clean-up" legislation to address unintended statutory limitations in advance of a potential 2024 regional revenue measure.
- Supported ACA 1 (Aguiar Curry), a November 2024 statewide ballot to amend California's State Constitution to enable local and regional affordable housing bonds to be approved by 55 percent instead of two-thirds.

2024-2025 GOALS

- Implement the ABAG-MTC Joint 2023 Advocacy Program at the state and federal levels, including monitoring and supporting legislation that advances Plan Bay Area 2050+ and defending against REAP 2.0 proposed state budget cuts.
- Ensure any new legislation related to a statewide rental application portal complements BAHFA's Doorway program.
- Coordinate with key Bay Area stakeholders on a potential regional housing measure for the November 2024 ballot, in accordance with BAHFA/Executive Board direction.
- Secure additional state funding to support housing, including new affordable housing construction, housing-supportive infrastructure, and resident eviction/displacement protections.
- Support federal investment in affordable housing, including grants to local governments and revisions to the federal Low Income Housing Tax Credit program.



SECTION 02



PUBLIC OUTREACH

2023-24 HIGHLIGHTS

- Currently planning and coordinating the June 2024 General Assembly, which highlights ABAG activities during the fiscal year.
- Produced regular news updates and stories on the ABAG website.
- Developed e-blasts and other outreach materials to update local governments on technical assistance resources and activities.
- Provided public and partner engagement for Plan Bay Area 2050+, including in-person and online workshops, Plan Bay Area website updates, and the Plan Bay Area monthly e-newsletter.
- Provided outreach and support for RHTA activities, including hosting five interactive Housing Element webinars for local planning and housing staff; posting more than 250 items of technical assistance online; maintaining the Technical Assistance Portal; and launching the RHTA Photo Catalog, featuring photos of different types of housing and neighborhoods throughout the Bay Area for anyone to use.

2024-25 GOAL

- Distribute a bi-monthly electronic newsletter with updates and planning information.
- Facilitate access to ABAG programs, projects, initiatives and resources using the website, email and social media.
- Plan and coordinate the General Assembly and other regional forums and outreach activities in virtual, in-person or hybrid environments.
- Produce the Draft Plan Bay Area 2050+ document and related supplemental reports for release in Spring 2025.
- Hold public engagement activities for the Plan Bay Area 2050+ Implementation Plan, the Draft Plan Bay Area 2050+ document and related supplemental reports.
- Continue developing and implementing RHTA products, tools, webinars and other activities to support staff and elected officials in the Bay Area with implementing their Housing Element updates.

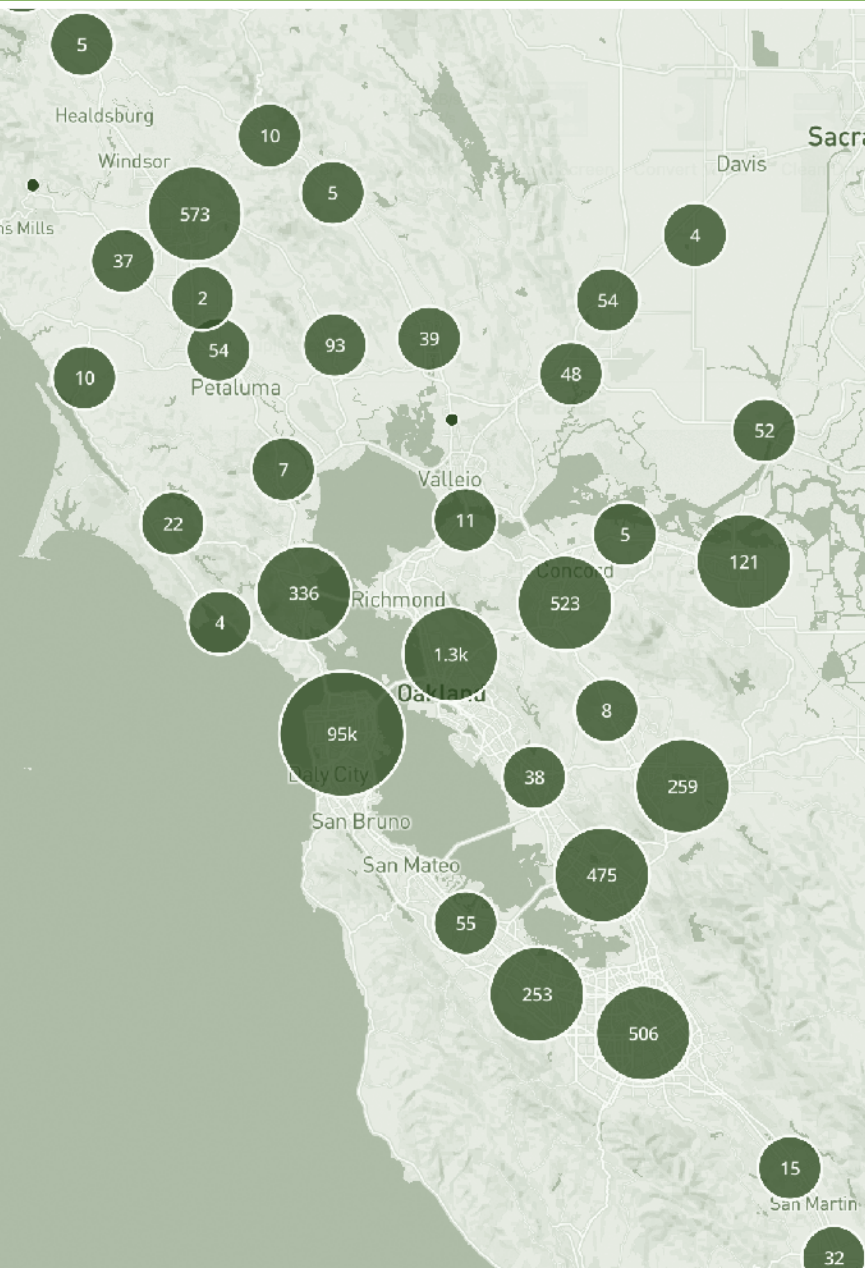
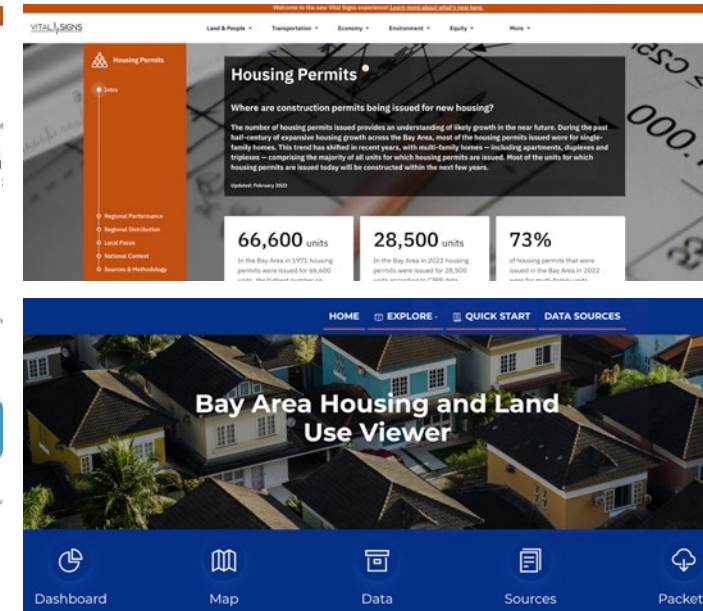
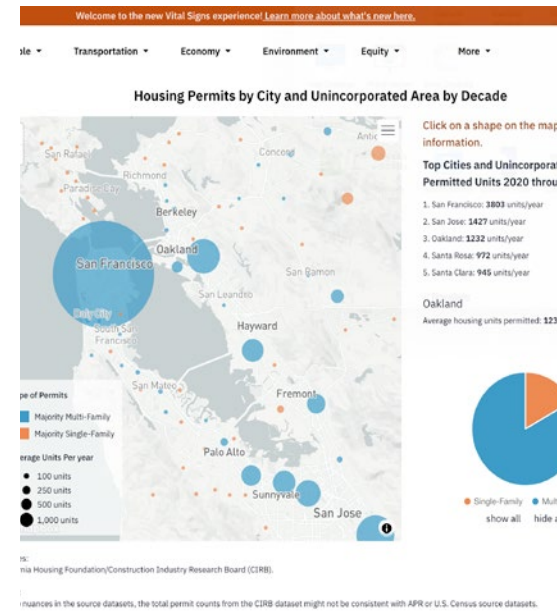
03

DATA SECTION



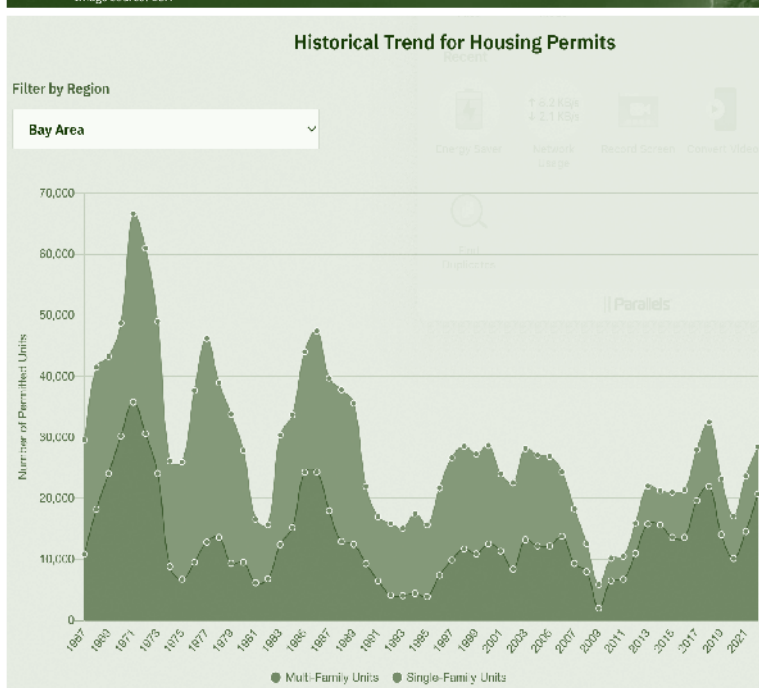
SECTION 03

DATA SECTION



**Vital Signs:
Explore Trends,
Visualize Data.**

The pulse of the Bay Area.

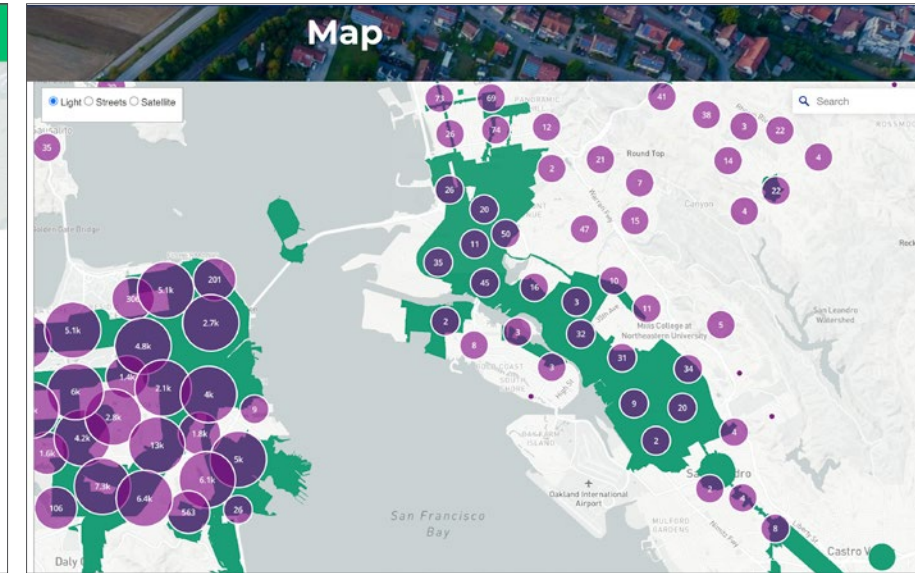
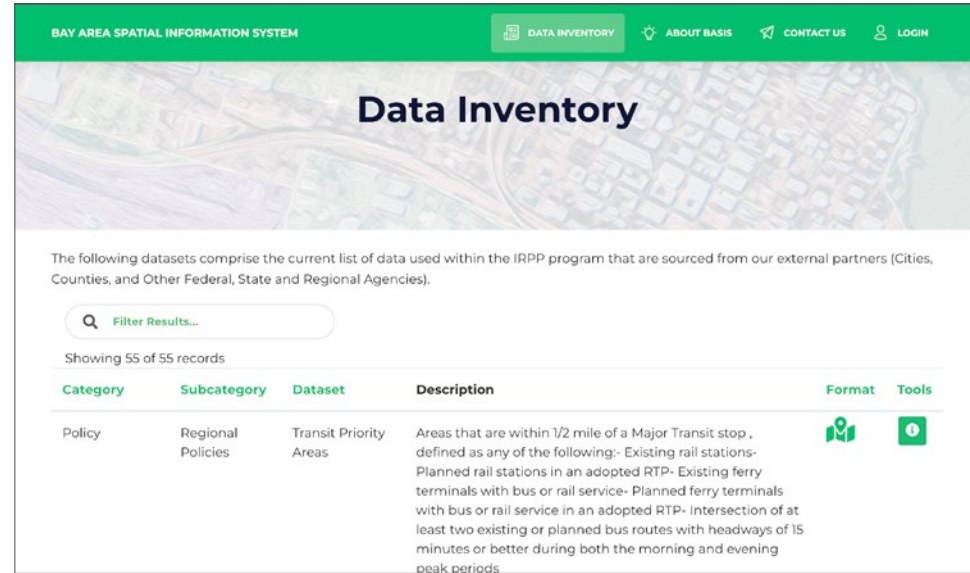
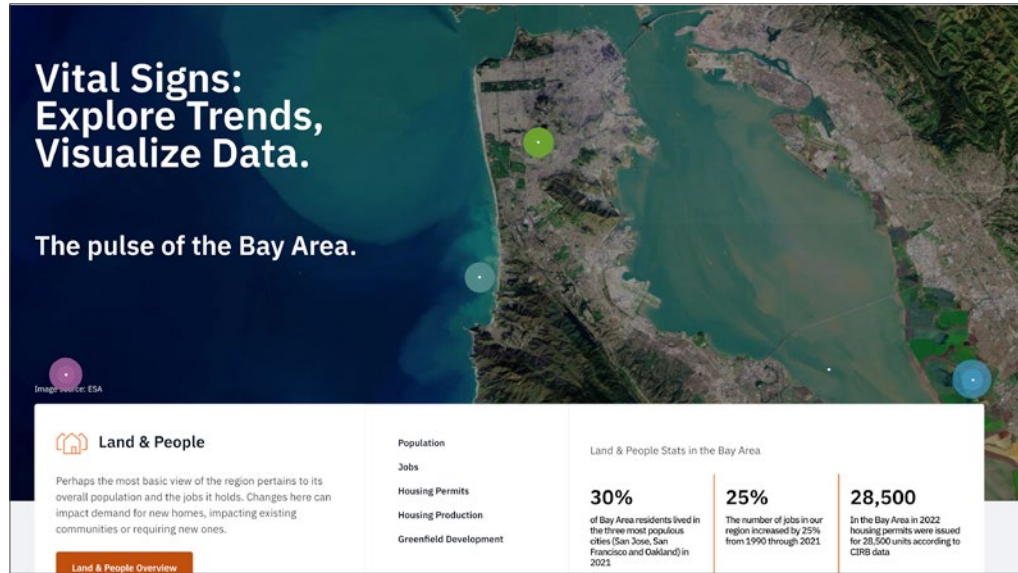


NEW DATA SECTION

ABAG makes data sets and tools available to partners, researchers, residents and anyone who is interested in learning more about what is happening in the Bay Area. Key efforts include Vital Signs, the Bay Area Spatial Information System, and the Housing and Land Use Viewer.



SECTION 03



Vital Signs

Vital Signs is an interactive website that compiles data, visualizations and contextualized narratives on important trends in the Bay Area related to land use, transportation, the environment, the economy and equity. Vital Signs monitors the Bay Area’s performance on a range of measures to better understand where the region is succeeding and where it is falling short. Data typically are available at the regional, county, city and neighborhood levels, and colorful, interactive charts and maps help users visualize the data. You can find the website here: <https://mtc.ca.gov/tools-resources/vital-signs>.

Bay Area Spatial Information System (BASIS)

The Bay Area Spatial Information System (BASIS) is a new data-as-a-service initiative that houses key regional datasets on an industry standard platform, empowering regional and local stakeholders to access, update and disseminate key datasets via an intuitive user interface. BASIS is an evolution of past data management efforts and a reimagining of the Local Policy Development Survey (2005) that collected data from local Bay Area jurisdictions for regional forecasts and long-range regional planning activities. You can find the website here: <https://basis.bayareametro.gov/>.

Housing and Land Use Viewer

The Housing and Land Use Viewer (HLUV) Tool is a web-based mapping tool developed for the RHTA program that represents the public-facing version of the Housing Element Site Selection tool released last fiscal year. The user-friendly tool consolidates a multitude of datasets from different planning disciplines, aiming to help Bay Area cities and counties identify opportunity sites for new housing aligned with state RHNA requirements. Notably, the tool includes an interactive mapping interface that allows users to explore data at the parcel level, including details on over 2 million parcels across the region.

The tool can support highly detailed equity analyses, for example, by allowing parcel-level analysis using data layers recommended by HCD in its guidance on Affirmatively Furthering Fair Housing. The tool also empowers users to explore details about the sites local jurisdictions have identified for housing in their Housing Elements since 2007.

2023-24 HIGHLIGHTS

- Launched an updated version of the Vital Signs website, improving the user experience through modern designs with several refreshed data visualizations and a much-improved navigation experience.
- Set targets on key indicators such as road safety; transit safety; transit asset management; infrastructure condition; freight movement and economic vitality; system reliability; and environmental sustainability and reported to Caltrans on regional progress toward targets, as mandated by federal regulations.
- Developed new online tools such as HLUV to help local jurisdictions and the public easily explore details about all the sites prioritized for housing in Bay Area Housing Elements since 2007.
- Provided ongoing technical assistance and data services to local jurisdictions to assist with Housing Element updates.

2024-2025 GOALS

- Investigate opportunities to expand and formalize a geographic information systems (GIS) technical assistance program for smaller jurisdictions facing limited technical capabilities and resources. Assistance may take the form of direct support to local staff (one-on-one or webinars), building web-based tools, and joint software purchasing agreements.
- Work with regional partners and local jurisdictions to explore common data standards and tools that enable seamless data management, analysis and visualization on the BASIS platform.
- Explore opportunities to add new indicators to Vital Signs — focusing on land use, housing, equity, the economy and transportation — to support local jurisdictions in planning and development work.
- Continue onboarding new datasets onto BASIS that support the work of ABAG, MTC, regional partners and local jurisdictions.


04

HOUSING & ENERGY SECTION



SECTION 04

HOUSING & ENERGY SECTION



Programs and services within the Housing & Energy section promote resilience and equity. Major efforts include the Bay Area Housing Finance Authority (BAHFA), the Bay Area Regional Energy Network (BayREN), ABAG POWER, and the Advancing California Financing Authority (ACFA).



SECTION 04



BAY AREA HOUSING FINANCE AUTHORITY (BAHFA)

In 2019, AB 1487 (Chiu), the San Francisco Bay Area Regional Housing Finance Act, established BAHFA, the state's first regional housing finance authority, as a shared initiative of ABAG and MTC. BAHFA is equipped with a powerful set of funding and finance tools to deploy across the region, including the ability to raise substantial new housing revenue from a regional ballot measure, state and federal appropriations, and philanthropic and corporate contributions. BAHFA will collaborate with public and private sector partners to attract new resources to address the 3Ps of housing: protection of current residents, preservation of existing homes and production of new homes. In 2023, the California Legislature passed "clean-up" legislation, AB 1319 (Wicks), that clarified BAHFA's powers and authorities to make BAHFA's implementation of its mandate more effective.

2023-2024 HIGHLIGHTS

- Launched the Doorway Housing Portal with affordable housing listings across the region and added application capacity as of April 1, 2024.
- Assisted developers to preserve almost 500 apartments as permanently affordable, workforce housing through the Welfare Tax Exemption Preservation Program.
- Completed the BAHFA Business Plan.
- Updated the Affordable Housing Pipeline Database.
- Launched two major anti-displacement and homelessness prevention initiatives: the Bay Area Eviction Study, an analysis of eviction data throughout the region, and the Rental Assistance Subsidy Pilot in Napa County, providing \$5 million in rental subsidy funding to keep extremely low-income seniors and other vulnerable residents in their homes.
- Issued a notice of funding availability for REAP 2.0 predevelopment loans aimed at "Priority Sites": transit-oriented, highly affordable, large residential and mixed-use developments.
- Presented information on a proposed \$10 billion to \$20 billion housing bond to over 70 organizations throughout the region, including city councils, boards of supervisors, community and civic groups, and housing stakeholders and conducted two public workshops on the bond, attended by approximately 550 people.

- Applied for a \$10 million Pathways to Removing Obstacles to Housing grant from the U.S. Department of Housing and Urban Development (HUD) to advance construction of two transit-oriented, mixed-use developments.

2024-25 GOALS

- Secure approval from the BAHFA Board and ABAG Executive Board of BAHFA's Business Plan, Regional Expenditure Plan and ballot measure recommendation for the November 2024 ballot.
- Pass the housing measure in November.
- Begin the implementation process for the housing bonds in consultation with the regional jurisdictions and prepare for the first bond issuance.
- Begin the application phase for Doorway Housing Portal and increase city and county participation.
- Release Notice of Funding Availability for the REAP 2.0 Preservation Pilot and announce awards of REAP 2.0 Priority Sites Predevelopment Loans.
- Finalize the Bay Area Eviction Study, the Rental Assistance Subsidy Pilot in Napa County, and the Predevelopment Pipeline Study.
- Complete and distribute a toolkit to help local governments and developers navigate recent legislative changes that aim to speed up and lower the cost of affordable housing development.



SECTION 04



BAY AREA REGIONAL ENERGY NETWORK (BAYREN)

Led by ABAG, BayREN is a local government coalition of all nine Bay Area counties that supports communities in equitably achieving California's climate and energy goals. As one of the state's five Regional Energy Networks, (with a sixth pending approval), BayREN provides regional-scale energy efficiency programs, services, and resources that reflect the needs of the nine counties and 101 cities. BayREN also collaborates with the Bay Area's seven Community Choice Aggregators to ensure comprehensive building upgrades and unified messaging.

2023-24 HIGHLIGHTS


- Disbursed \$6.3 million in rebates to upgrade 5,710 homes through the Single Family Program. The Multifamily Program distributed \$2.5 million in incentives for 32 projects serving 2,417 units, with 30 of the projects completed in health-, heat- and housing-burdened zones/census tracts.
- Completed Resilient Libraries Network pilot program, jumpstarting the transformation of six local libraries into Community Resilience Centers.
- Relunched the BayREN Business program to serve hard-to-reach small business customers, completing 40 projects, providing \$2.3 million in rebates and energy savings equivalent to powering 91 houses for a year.
- The CPUC approved BayREN to lead a statewide Home Energy Score program starting in 2026, the first time that a non-utility has been selected as a lead.
- Online, on-demand Codes & Standards trainings and quarterly online forums each attracted a substantial audience, with over 1,000 attendees at both events.
- The Green Labeling program provided over \$1.2 million in rebates for some 5,500 Home Energy Scores and also trained over 300 real estate professionals on the green home market.

2024-25 GOALS

- Implement BayREN's 2025 Strategic Plan.
- Expand stakeholder engagement to identify new partnership opportunities, particularly with community benefit organizations and non-English speakers.
- Research and identify potential outside funding sources to complement and expand BayREN programs.
- Redesign BayREN's Single Family Program to align with the CPUC's equity policy goals and incorporate health, comfort, safety and resiliency along with energy efficiency and affordability.



SECTION 04



ABAG POWER

ABAG Publicly Owned Energy Resources (POWER) was formed in 1998 to provide leadership for local governments in energy management and aggregated energy procurement. POWER currently offers two programs: a regional fossil-based natural gas purchasing pool that aggregates purchasing power and expertise, aiming to provide lower, more stable rates compared to the default energy provider (Pacific Gas and Electric Company); and a renewable natural gas program that reduces greenhouse gas emissions, realizes cost savings enabled by aggregated purchasing, addresses the recycling of organic waste, and assists participants with the promotion and use of low-carbon fuels.

2023-24 HIGHLIGHTS

- In October 2023, ABAG POWER was selected by the School Project for Utility Rate Reduction (SPURR) to serve as the successor agency to SPURR's natural gas aggregation program, which serves approximately 220 school districts. While each district will decide for itself whether to join ABAG POWER, this award presents a significant opportunity to expand the membership and scale of the program. ABAG POWER's natural gas program currently serves 37 public agencies spanning 12 counties.
- The City of Pleasanton became ABAG POWER's first enrollee in its newly established renewable natural gas program. Through the program and Pleasanton's involvement, ABAG POWER has become one of only a few organizations statewide to source and supply renewable natural gas that complies with SB 1383 (2016). This process assists member jurisdictions in meeting annual procurement requirements established by CalRecycle.

2024-25 GOALS

- Develop and adopt a voluntary transitional electrification incentive to accelerate the electrification of buildings and vehicles.
- Enroll at least one additional member in ABAG POWER's renewable natural gas program.
- Improve the program's ability to offer cost savings relative to PG&E through a combination of additional members, risk management, and business process refinement.

ADVANCING CALIFORNIA FINANCING AUTHORITY (ACFA)

In 2018, ABAG created a new conduit finance authority to provide more secure, lower-cost, convenient financing for public benefit projects. The Advancing California Financing Authority (ACFA) is supported by in-house staff, with professional assistance from legal and finance consultants at Nixon/Peabody, Public Financial Management and Sperry Capital. Each year, ACFA contributes any surplus fee revenue to ABAG's general fund to expand successful regional programs and create new ones.

ACFA continues the work of ABAG's Finance Authority for Nonprofits (FAN), founded in 1978. FAN issued \$8 billion in tax-exempt bond financing for 12,000 units of affordable housing, hospitals and medical clinics, private schools, cultural institutions, water and wastewater systems, transit systems, and other public infrastructure. On July 1, 2020, ACFA began managing nearly \$2 billion in outstanding bonds previously managed by FAN to streamline and improve the process.

2023-24 HIGHLIGHTS

- Helped cities and project sponsors with outstanding FAN bonds amend their original financing agreements to continue meeting their obligations, or to refinance.
- Met with other Local Government Services staff to determine if ACFA might be helpful in scaling up funding for their successful energy, water and housing conservation programs.

2024-25 GOALS

- Educate the region's municipalities on the time and cost savings of issuing municipal debt via a conduit authority and the unique benefits of using ACFA to do so.
- Work with Bay Area Housing Finance Authority staff to explore the use of ACFA bond financing for ABAG's energy and water conservation programs to reduce operating costs for affordable housing across the region.
- Contribute surplus fee revenue to the ABAG general fund or appropriate ABAG programs.
- Help the region's 101 cities and nine counties meet their infrastructure and state-mandated housing goals by providing low-cost, convenient financing assistance for local projects.

05


MOBILITY SECTION



05

SECTION

MOBILITY SECTION



REGIONAL TRAILS

The Regional Trails program includes the San Francisco Bay Trail and connections to other regional trail systems. The program advances protection and stewardship of natural resources and expands the system of urban trails, parks and bikeways for both commute and recreational purposes to increase the quality of life, health and economic prosperity of the region. This upcoming fiscal year, through strong partnerships with local agencies and organizations, staff will support these programs by providing technical assistance, allocating funding, promoting awareness, and participating in regional and local planning efforts.



SECTION 05



2023-24 HIGHLIGHTS

- Completed Phase I Bay Trail Equity Strategy.
- Initiated Bay Trail Gap Closure Implementation Plan and San Francisco Airport (SFO) Gap Study.
- Executed the Bay Trail Strategic Plan contract and conducted precedent research and interviews.
- Coordinated major project improvements on SR-37 (interim and PEL), the West Oakland Link, Lake Merritt to Bay Trail Connector, and Vallejo Bay Trail/Vine Trail.
- Maintained partnerships on regionwide and local planning related to sea level rise with Bay Adapt, Doolittle Adaptation Working Group, Hayward Regional Shoreline Adaptation Master Plan, and San Francisco Bay Trail Risk Assessment and Adaptation Prioritization Plan.
- Administered Bay Trail and Water Trail grants to local partners.
- Supported events such as Bay Day, Bike to Wherever Days and Bay Trail Confidential. Partnered with Doug McConnell to sponsor and develop episodes of NBC Bay Area's Open Road, highlighting the Bay Trail and raising program awareness.
- Sponsored the California Trails & Greenways Conference, the State of the Estuary Conference and the Together Bay Area Conference.

2024-2025 GOALS

- Continue to develop the Bay Trail Gap Closure Implementation Plan and the SFO Gap Study.
- Conduct stakeholder outreach and deliver the Bay Trail Strategic Plan.
- Kick off and deliver tasks under Bay Trail Design Guidelines & Toolkit Update 2.0.
- Begin internal scoping for Bay Trail Data Strategy, Bay Trail Needs Assessment and O&M Plan, Technical Assistance, and Bay Trail Equity Strategy Implementation Playbook.
- Secure funding for quick-build improvement projects along major regional corridors.
- Identify additional Bay Trail projects to fund with remaining grant program funds

06

BUDGET

ABAG ADMINISTRATION BUDGET – PROPOSED

	FY 2023-24 AMENDMENT No. 1	ACTUALS AS OF 12/31/2023	FY 2024-25 PROPOSED	DIFFERENCE \$ INCREASE/(DECREASE)	DIFFERENCE % INCREASE/(DECREASE)
REVENUES					
Membership Dues	\$ 2,850,655	\$ 2,850,654	\$ 3,139,730	\$ 289,075	10%
Interest Revenue	3,680	3,290	57,240	53,560	1455%
Other Revenue	480,257	240,257	558,188	77,931	16%
TOTAL REVENUES	\$ 3,334,592	\$ 3,094,201	\$ 3,755,158	\$ 420,566	13%
EXPENSES					
Other Post-Employment Benefits (OPEB)	479,579	227,906	558,188	78,609	16%
Public Employees' Retirement System (PERS)	1,135,360	568,592	2,138,576	1,003,216	88%
Total Retirement Expenses	1,614,939	796,498	2,696,764	1,081,825	67%
Memberships	45,000	30,000	45,000	-	0%
Consultants	299,800	124,949	301,500	1,700	1%
Legal Service	131,100	-	131,100	-	0%
Audit	175,500	115,142	98,000	(77,500)	-44%
Total Contractual Services	651,400	270,091	575,600	(75,800)	-12%
Travel	2,000	67	10,000	8,000	400%
Meals	7,500	-	10,000	2,500	33%
Conference/Training and Fees	10,000	-	25,000	15,000	150%
Beale Assessments	221,556	110,778	206,389	(15,167)	-7%
Storage Rental	4,500	3,493	4,500	-	0%
Committee/Board Member Stipend	120,000	27,150	120,000	-	0%
Bank Service Charges	3,000	-	5,000	2,000	67%
Insurance	259,252	1,125	250,455	(8,797)	-3%
Miscellaneous	200,006	-	50,000	(150,006)	-75%
Total General Operating Expenses	827,814	142,613	681,344	(146,470)	-18%
TOTAL EXPENSES	\$ 3,094,153	\$ 1,209,202	\$ 3,953,708	\$ 859,555	28%
OPERATING SURPLUS/(DEFICIT) BEFORE TRANSFERS	\$ 240,439	\$ 1,884,999	\$ (198,550)	\$ (438,989)	-183%
TRANSFERS					
Transfers (Out)					
Bay Area Regional Collaborative (BARC)	(188,374)	-	(202,695)	(14,321)	8%
Total Transfers (Out)	(188,374)	-	(202,695)	(14,321)	8%
TOTAL TRANSFERS	\$ (188,374)	\$ -	\$ (202,695)	\$ (14,321)	8%
OPERATING SURPLUS/(DEFICIT)	\$ 52,065	\$ 1,884,999	\$ (401,245)	\$ (453,311)	



ABAG ADMINISTRATION CONTRACT SUMMARY – PROPOSED

WORK ELEMENT	WORK ELEMENT DESCRIPTION AND CONTRACTUAL SERVICES	FY 2023-24 AMENDMENT No. 1	FY 2024-25 PROPOSED	CHANGE \$ INCREASE/(DECREASE)
1132	MTC Advocate Legislative Programs			
	General Assembly Logistics	\$ 24,000	\$ 25,000	\$ 1,000
	Translation Services	-	-	-
	TOTAL	\$ 24,000	\$ 25,000	\$ 1,000
1150	MTC Executive Office			
	California Association of Councils of Governments (CALCOG)	\$ 30,000	\$ 30,000	\$ -
	National Association of Regional Councils (NARC)	15,000	15,000	-
	TOTAL	\$ 45,000	\$ 45,000	\$ -
1151	MTC Legal Management			
	Legal Service	\$ 104,900	\$ 104,900	\$ -
	General Governance	26,200	26,200	-
	TOTAL	\$ 131,100	\$ 131,100	\$ -
1152	MTC Financial Management			
	Tax Filing	\$ 10,000	\$ 12,000	\$ 2,000
	Other Post-Employment Benefits Actuary Report	11,800	12,000	200
	CaseWare Consulting Services	2,000	-	(2,000)
	Audit Services	175,500	98,000	(77,500)
	TOTAL	\$ 199,300	\$ 122,000	\$ (77,300)
1161	MTC Information Technology Services			
	Website operations, maintenance, enhancement, and hosting	\$ 200,000	\$ 200,000	\$ -
	Website Refresh and Redesign	50,000	50,000	-
	Domain Registrations	2,000	2,500	500
	TOTAL	\$ 252,000	\$ 252,500	\$ 500
TOTAL CONTRACTUAL SERVICES		\$ 651,400	\$ 575,600	\$ (75,800)

ABAG ADMINISTRATION GRANTS SUMMARY – PROPOSED

FUND SOURCE	GRANT NAME/ AWARD NUMBER	EXPIRATION DATE	GRANT AWARD AMOUNT	LIFE-TO-DATE (LTD) PROJECTED ACTUALS 6/30/2024	FY 2024-25 NEW GRANTS	FY 2024-25 STAFF BUDGET	FY 2024-25 CONSULTANT BUDGET	PROJECTED REMAINING GRANT BALANCE
2310	Regional Early Action Planning (REAP)	12/31/2024	\$ 23,966,861	\$ 23,766,861	\$ -	\$ -	\$ 200,000	\$ -
RP20	Regional Early Action Planning (REAP) 2.0	6/30/2026	8,000,000	-	-	-	8,000,000	-
2800	Coastal Conservancy 14-003	12/31/2025	1,021,992	593,175	-	-	428,817	-
2809	Coastal Conservancy 19-086	2/28/2025	445,000	37,145	-	-	407,855	-
2812	Coastal Conservancy 19-147	8/31/2025	450,000	165,004	-	-	284,996	-
TOTAL			\$ 33,883,853	\$ 24,562,185	\$ -	\$ -	\$ 9,321,668	\$ -

🌀 BAYREN ENERGY BUDGET — PROPOSED

	FY 2023-24 AMENDMENT No. 1	ACTUALS AS OF 12/31/2023	FY 2024-25 PROPOSED	DIFFERENCE \$ INCREASE/(DECREASE)	DIFFERENCE % INCREASE/(DECREASE)
REVENUES					
California Public Utilities Commission (CPUC) Grant	\$ 37,196,902	\$ 13,196,441	\$ 39,100,044	\$ 1,903,143	5%
Other operating Revenue	-	102,973	285,000	285,000	N/A
TOTAL REVENUES	\$ 37,196,902	\$ 13,299,414	\$ 39,385,044	\$ 2,188,143	6%
EXPENSES					
Single Family Incentive	5,000,000	3,634,585	5,000,000	-	0%
Multi Family Incentive	5,000,000	2,400,000	5,000,000	-	0%
Green Labeling Incentive	600,000	579,650	650,000	50,000	8%
Commercial Incentives	2,500,000	687,263	3,000,000	500,000	20%
Refrigerant Replacement Incentive	2,500,000	-	3,000,000	500,000	20%
Total Incentives	15,600,000	7,301,498	16,650,000	1,050,000	7%
Travel	7,500	241	10,000	2,500	33%
Conference/Training and Fees	7,500	-	7,500	-	0%
Meals	7,500	568	7,500	-	0%
Advertising/Public Awareness	300,000	1,744	228,286	(71,714)	-24%
Memberships	15,000	11,950	15,000	-	0%
Audit	-	-	82,000	82,000	N/A
Consultant/Professional Fees	18,682,480	5,024,991	19,105,409	422,929	2%
Software Licenses	-	-	60,000	60,000	N/A
Miscellaneous	5,000	1,724	-	(5,000)	-100%
Total General Operating Expenses	19,024,980	5,041,217	19,515,695	490,715	3%
TOTAL EXPENSES	\$ 34,624,980	\$ 12,342,715	\$ 36,165,695	\$ 1,540,715	4%
OPERATING SURPLUS/(DEFICIT)					
BEFORE TRANSFERS	\$ 2,571,922	\$ 956,699	\$ 3,219,349	\$ 647,428	
Transfers (Out)					
Staff Cost	\$ (1,714,614)	\$ (564,941)	\$ (2,065,407)	\$ (350,792)	20%
MTC Overhead	(857,307)	(315,633)	(1,153,943)	(296,636)	35%
Total Transfers (Out)	(2,571,922)	(880,574)	(3,219,349)	(647,428)	25%
TOTAL TRANSFERS	\$ (2,571,922)	\$ (880,574)	\$ (3,219,349)	\$ (647,428)	25%
OPERATING SURPLUS/(DEFICIT)	\$ -	\$ 76,125	\$ -	\$ -	

🌀 SAN FRANCISCO ESTUARY PARTNERSHIP BUDGET — PROPOSED

	FY 2023-24 AMENDMENT No. 1	ACTUALS AS OF 2/29/2024	FY 2024-25 PROPOSED	DIFFERENCE \$ INCREASE/(DECREASE)	DIFFERENCE % #REF!
REVENUES					
Federal/State Grants and Local Funding	\$ 41,478,413	\$ 3,213,756	\$ 42,959,297	\$ 1,480,884	4%
TOTAL REVENUES	\$ 41,478,413	\$ 3,213,756	\$ 42,959,297	\$ 1,480,884	4%
EXPENSES					
Consultant/Professional Fees	6,217,733	1,286,389	3,011,189	(3,206,544)	-52%
Passthrough/Contributions Other Agencies	32,474,305	232,159	36,098,995	3,624,690	11%
Miscellaneous and Other Expenses	-	15,106	10,793	10,793	N/A
TOTAL EXPENSES	\$ 38,692,038	\$ 1,533,654	\$ 39,120,978	\$ 428,940	1%
OPERATING SURPLUS/(DEFICIT)					
BEFORE TRANSFERS	\$ 2,786,374	\$ 1,680,102	\$ 3,838,319	\$ 1,051,945	
TRANSFERS (OUT)					
Staff Cost	\$ (2,108,824)	\$ (908,899)	\$ (2,728,424)	\$ (619,600)	29%
MTC Overhead	(677,550)	(363,056)	(1,109,895)	(432,344)	64%
Total Transfers (Out)	(2,786,374)	(1,271,955)	(3,838,319)	(1,051,945)	38%
TOTAL TRANSFERS	\$ (2,786,374)	\$ (1,271,955)	\$ (3,838,319)	\$ (1,051,945)	38%
OPERATING SURPLUS/(DEFICIT)	\$ -	\$ 408,148	\$ -	\$ -	

SAN FRANCISCO ESTUARY PARTNERSHIP GRANT REVENUE SUMMARY – PROPOSED

FUND SOURCE	GRANT NAME/ AWARD NUMBER	EXPIRATION DATE	GRANT AWARD AMOUNT	LIFE-TO-DATE (LTD) ACTUALS	FY 2024-25 NEW GRANTS	FY 2024-25 STAFF BUDGET	FY 2024-25 CONSULTANT BUDGET	PROJECTED REMAINING GRANT BALANCE
1343	U.S. Environmental Protection Agency (EPA) 99T59901	09/30/2024	\$ 4,897,500	4,301,480	-	\$ 460,655	135,365	0
1347	U.S. Environmental Protection Agency (EPA) 98T20401	12/31/2025	1,891,409	881,022	-	333,489	443,254	233,645
1348	U.S. Environmental Protection Agency (EPA) 98T29701	08/31/2025	569,366	368,088	-	-	161,343	39,935
1349	U.S. Environmental Protection Agency (EPA) - Bipartisan Infrastructure Law Year 1	12/31/2025	909,800	269,233	-	38,525	283,029	319,014
1351	U.S. Environmental Protection Agency (EPA) - Bipartisan Infrastructure Law Year 2	12/31/2026	909,800	35,128	-	300,047	178,516	396,108
BIL3	U.S. Environmental Protection Agency (EPA) - Bipartisan Infrastructure Law Year 3	12/31/2027	909,800	-	-	321,230	227,450	361,120
1395	U.S. Environmental Protection Agency (EPA) - State Water Resources Control Board/State Revolving Fund	09/30/2024	1,000,000	877,550	-	-	47,334	75,116
1397	Water Quality Improvement Fund - SFEI Sediment Solutions	12/31/2026	64,100	896	-	25,119	-	38,085
1398	SRF SOTER 1 (2023-25)	12/30/2025	1,000,000	92,665	-	120,695	402,931	383,709
1399	Environmental Protection Agency (EPA) 98T55601 - SFEI GSI By and For Communities	12/31/2026	82,025	1,088	-	31,892	-	49,045
SRF2	SRF SOTER 2 (2024-26)	12/31/2026	1,000,000	-	-	-	400,000	600,000
1350	Water Quality Improvement Fund 2022 - Breaking Ground	12/31/2026	4,329,459	117,759	-	234,091	934,302	3,043,307
WQWC	Water Quality Improvement Fund - Wildcat Creek	4/14/2028	6,102,000	-	-	-	1,525,500	4,576,500
WQPP	Water Quality Improvement Fund - Pivot Points	4/14/2028	4,524,870	-	-	425,920	1,131,220	2,967,730
WPDG	Wetland Program Development Grant	4/30/2027	665,016	-	-	-	500,000	165,016
WRMP	Wetlands Regional Monitoring Program - SF Bay Program Office Priority	N/A	5,000,000	-	-	338,678	4,661,322	0
NEP25	National Estuary Program (NEP) FY 2024-25	9/30/2025	850,000	-	-	114,948	300,000	435,052
TOTAL			\$ 34,705,145	\$ 6,944,909	\$ -	\$ 2,745,289	\$ 11,331,564	\$ 13,683,383
2907	Department of Water Resources (DWR) 4600011486	3/30/2026	\$ 21,469,025	\$ 12,742,288	\$ -	\$ 46,169	\$ 8,297,930	\$ 382,638
2914	Department of Water Resources (DWR) Proposition 1	03/31/2025	22,750,000	9,302,267	-	82,062	9,125,662	4,240,009
2915	Department of Water Resources (DWR) 4600014794	03/01/2026	5,000,000	1,517,346	-	38,024	1,679,881	1,764,748
2916	Department of Water Resources (DWR) Proposition 1 Round 2	12/31/2027	32,214,479	14,583	-	199,080	8,224,586	23,776,230
2983	New Delta Stewardship Council 2023-2026	06/30/2026	728,757	16,743	-	\$ 256,752	\$ -	\$ 455,261
TOTAL			\$ 82,162,261	\$ 23,593,227	\$ -	\$ 622,088	\$ 27,328,059	\$ 30,618,887
5019	Friends of the San Francisco Estuary	09/30/2025	\$ 297,000	85,269	-	-	141,354	70,377
5020	Santa Clara Valley Water District (SCVWD)	09/30/2025	660,963	99,438	-	359,717	-	201,809
5022	IRWM Prop 1 Round 2 - Indirect Coverage/San Mateo Resource Conservation District	12/31/2027	440,000	8,148	-	-	220,000	211,852
	San Mateo Resource Conservation District	N/A	-	-	\$ -	111,226	-	-
3575	Bay Area Toll Authority (BATA) Funding for ABAG P014785 - San Pablo Avenue Green Stormwater Spine Project	N/A	2,859,998	1,501,826	-	-	100,000	1,258,172
TOTAL			\$ 4,257,961	\$ 1,694,680	\$ -	\$ 470,943	\$ 461,354	\$ 1,742,210
TOTAL			\$ 121,125,367	\$ 32,232,817	\$ -	\$ 3,838,319	\$ 39,120,978	\$ 46,044,479
FUND SOURCE	GRANTS APPLIED FOR BUT NOT AWARDED (THESE GRANTS ARE INCLUDED IN THE BUDGET AS INFORMATION ONLY)	EXPIRATION DATE	GRANT AWARD AMOUNT	Life-To-Date as of 02/28/2024	FY 2024-25 UNAWARDED NEW GRANTS	FY 2024-25 STAFF BUDGET	FY 2024-25 CONSULTANT BUDGET	PROJECTED REMAINING GRANT BALANCE
XXXX	NOAA Crest	N/A	-	-	\$12,300,000	-	2,460,000	\$9,840,000
XXXX	WRMP EPA SF Bay Program office priority	N/A	-	-	12,000,000	-	-	12,000,000
XXXX	SB1	N/A	-	-	1,500,000	-	400,000	1,100,000
XXXX	Water Quality Improvement Fund proposals 2024	N/A	-	-	1,000,000	-	1,000,000	-
XXXX	Other New Grants	N/A	-	-	500,000	-	500,000	-
TOTAL GRANTS APPLIED FOR AND UNAWARDED (INFORMATION ONLY)			-	-	\$27,300,000	-	\$4,360,000	\$22,940,000

SAN FRANCISCO ESTUARY PARTNERSHIP CONFERENCE AND PROGRAMS – PROPOSED

	FY 2023-24 AMENDMENT 1	ACTUALS AS OF 12/31/2023	FY 2024-25 PROPOSED	DIFFERENCE \$ INCREASE/(DECREASE)	DIFFERENCE % INCREASE/(DECREASE)
REVENUES					
Other Revenue	\$ 510,000	\$ 174,565	\$ 400,000	\$ (110,000)	-22%
TOTAL REVENUES	\$ 510,000	\$ 174,565	\$ 400,000	\$ (110,000)	-22%
EXPENSES					
Meals/Catering	250,000	4,554	100,000	(150,000)	-60%
Conference Venue Costs	40,000	171,572	150,000	110,000	275%
Consultant/Professional Fees	110,000	2,300	100,000	(10,000)	-9%
Miscellaneous	150,000	15,430	150,000	-	0%
TOTAL EXPENSES	\$ 550,000	\$ 193,856	\$ 500,000	\$ (50,000)	-9%
OPERATING SURPLUS/(DEFICIT)					
BEFORE TRANSFERS	\$ (40,000)	\$ (19,291)	\$ (100,000)	\$ (60,000)	150%
TRANSFERS					
Transfers (Out)					
Staff Cost	(95,568)	(8,879)	-	95,568	-100%
MTC Overhead	(47,784)	(136)	-	47,784	-100%
Total Transfers (Out)	(143,352)	(9,015)	-	143,352	-100%
TOTAL TRANSFERS	\$ (143,352)	\$ (9,015)	\$ -	\$ 143,352	-100%
OPERATING SURPLUS/(DEFICIT)	\$ (183,352)	\$ (28,306)	\$ (100,000)	\$ 83,352	
Beginning Fund Balance	350,000	350,000	166,648	183,352	52%
ENDING FUND BALANCE	\$ 166,648	\$ 321,694	\$ 66,648	\$ (100,000)	

SAN FRANCISCO BAY TRAIL (NON PROFIT PROGRAM) BUDGET – PROPOSED

	FY 2023-24 Amendment No. 1	ACTUALS AS OF 12/31/2023	FY 2024-25 Proposed	DIFFERENCE \$ INCREASE/(DECREASE)	DIFFERENCE % INCREASE/(DECREASE)
REVENUES					
Revenue - Souvenir Sales	\$ 997	\$ 1,073	\$ 997	\$ -	0%
Revenue - Donation	239,408	2,423	239,408	-	0%
TOTAL REVENUES	\$ 240,405	\$ 3,496	\$ 240,405	\$ -	0%
EXPENSES					
Advertising/Public Awareness	49,200	4,999	49,200	-	0%
Subscriptions	1,500	-	1,500	-	0%
Consultant/Professional Fees	237,000	-	237,000	-	0%
Accounting Service	3,000	-	3,000	-	0%
Miscellaneous	47,300	-	47,300	-	0%
TOTAL EXPENSES	\$ 338,000	\$ 4,999	\$ 338,000	\$ -	0%
OPERATING SURPLUS/(DEFICIT)	\$ (97,595)	\$ (1,503)	\$ (97,595)	\$ -	
Beginning Fund Balance	362,213	362,213	264,618	(97,595)	
ENDING FUND BALANCE	\$ 264,618	\$ 360,709	\$ 167,023	\$ (97,595)	

ABAG MEMBERSHIP DUES — PROPOSED

ABAG MEMBERSHIP DUES — PROPOSED				
	ESTIMATED POPULATION AS OF 01/01/2023	FY 2023-24 APPROVED	FY 2024-25 PROPOSED	DIFFERENCE \$ INCREASE/(DECREASE)
COUNTY OF ALAMEDA	1,636,194	\$ 254,767	\$ 280,244	\$ 25,477
Alameda	77,287	22,471	24,718	2,247
Albany	21,401	5,970	6,567	597
Berkeley	123,562	31,021	34,123	3,102
Dublin	71,750	18,223	20,045	1,822
Emeryville	12,610	4,343	4,778	434
Fremont	229,467	49,805	54,786	4,981
Hayward	159,800	38,485	42,334	3,849
Livermore	84,793	25,375	27,913	2,538
Newark	47,459	13,891	15,280	1,389
Oakland	419,556	73,973	81,370	7,397
Piedmont	10,793	4,026	4,429	403
Pleasanton	76,459	21,725	23,898	2,173
San Leandro	87,497	23,655	26,021	2,366
Union City	66,754	20,063	22,069	2,006
COUNTY OF CONTRA COSTA				
	1,147,653	\$ 176,166	\$ 193,783	\$ 17,617
Antioch	115,442	29,300	32,230	2,930
Brentwood	64,513	18,265	20,091	1,826
Clayton	10,666	3,936	4,329	394
Concord	122,074	32,550	35,805	3,255
Danville	42,823	12,587	13,846	1,259
El Cerrito	25,484	7,557	8,312	756
Hercules	26,297	7,870	8,657	787
Lafayette	25,004	7,687	8,456	769
Martinez	36,543	10,873	11,960	1,087
Moraga	16,893	5,556	6,112	556
Oakley	44,995	12,472	13,719	1,247
Orinda	19,225	6,006	6,606	601
Pinole	18,244	6,165	6,781	616
Pittsburg	74,809	20,829	22,912	2,083
Pleasant Hill	33,397	10,223	11,245	1,022
Richmond	113,518	29,499	32,449	2,950
San Pablo	31,301	9,394	10,333	939
San Ramon	82,870	22,665	24,932	2,267
Walnut Creek	69,245	20,026	22,029	2,003
COUNTY OF MARIN				
	252,959	\$ 41,128	\$ 45,241	\$ 4,113
Belvedere	2,045	1,507	1,657	151
Corte Madera	9,967	-	4,010	4,010
Fairfax	7,354	2,863	3,150	286
Larkspur	12,571	4,184	4,603	418
Mill Valley	13,664	5,002	5,502	500
Novato	51,392	15,558	17,114	1,556
Ross	2,267	1,647	1,812	165
San Anselmo	12,405	4,421	4,863	442
San Rafael	59,681	17,178	18,896	1,718
Sausalito	6,865	2,841	3,125	284
Tiburon	8,798	3,629	3,992	363

ABAG MEMBERSHIP DUES — PROPOSED				
	ESTIMATED POPULATION AS OF 01/01/2023	FY 2023-24 APPROVED	FY 2024-25 PROPOSED	DIFFERENCE \$ INCREASE/(DECREASE)
Colma	1,359	1,546	1,700	155
Daly City	101,471	28,743	31,617	2,874
East Palo Alto	28,586	9,420	10,362	942
Foster City	32,703	9,832	10,815	983
Half Moon Bay	11,226	4,304	4,734	430
Hillsborough	10,962	3,954	4,350	395
Menlo Park	32,478	10,355	11,391	1,036
Millbrae	22,487	7,044	7,748	704
Pacifica	37,082	11,263	12,390	1,126
Portola Valley	4,247	2,213	2,434	221
Redwood City	81,495	24,252	26,677	2,425
San Bruno	42,054	13,502	14,852	1,350
San Carlos	29,496	9,140	10,053	914
San Mateo	103,318	27,745	30,520	2,775
South San Francisco	64,323	19,120	21,032	1,912
Woodside	5,128	2,496	2,746	250
COUNTY OF SANTA CLARA				
	1,886,079	\$ 301,942	\$ 332,136	\$ 30,194
Campbell	42,713	12,246	13,471	1,225
Cupertino	59,154	17,006	18,706	1,701
Gilroy	60,078	16,281	17,910	1,628
Los Altos	31,021	9,357	10,293	936
Los Altos Hills	8,380	3,130	3,443	313
Los Gatos	33,102	9,379	10,317	938
Milpitas	81,067	21,370	23,507	2,137
Monte Sereno	3,519	1,831	2,014	183
Morgan Hill	45,892	13,222	14,544	1,322
Mountain View	83,601	22,688	24,956	2,269
Palo Alto	67,287	19,524	21,476	1,952
San Jose	959,256	153,282	168,610	15,328
Santa Clara	132,476	32,672	35,939	3,267
Saratoga	30,567	9,356	10,292	936
Sunnyvale	156,317	36,979	40,677	3,698
COUNTY OF SOLANO				
	443,749	\$ 68,009	\$ 74,810	\$ 6,801
Benicia	26,180	8,284	9,112	828
Dixon	19,018	6,398	7,037	640
Fairfield	119,526	30,157	33,173	3,016
Rio Vista	9,988	3,645	4,010	365
Suisun City	28,471	8,763	9,639	876
Vacaville	100,806	27,109	29,819	2,711
Vallejo	121,658	30,624	33,686	3,062

ABAG MEMBERSHIP DUES – PROPOSED

	ABAG MEMBERSHIP DUES — PROPOSED			
	ESTIMATED POPULATION AS OF 01/01/2023	FY 2023-24 APPROVED	FY 2024-25 PROPOSED	DIFFERENCE \$ INCREASE/(DECREASE)
COUNTY OF SONOMA	478,174	\$ 77,034	\$ 84,737	\$ 7,703
Cloverdale	8,787	3,406	3,747	341
Cotati	7,360	2,889	3,178	289
Healdsburg	10,914	4,077	4,484	408
Petaluma	58,321	17,662	19,428	1,766
Rohnert Park	43,693	12,691	13,960	1,269
Santa Rosa	174,523	40,718	44,789	4,072
Sebastopol	7,348	3,002	3,302	300
Sonoma	10,677	3,857	4,243	386
Windsor	25,560	8,461	9,307	846
TOTAL	7,548,792	\$ 2,850,655	\$ 3,139,730	\$ 289,075
Total County	7,548,792	\$ 1,199,167	\$ 1,319,084	\$ 119,917
Total City	6,836,592	1,651,488	1,820,647	169,159
TOTAL MEMBERSHIP DUES		\$ 2,850,655	\$ 3,139,730	\$ 289,075





Association of Bay Area Governments

Bay Area Metro Center
375 Beale Street, Suite 700
San Francisco, CA 94105

415.820.7900 PHONE

415.820.7970 FAX

info@abag.ca.gov E-MAIL

www.abag.ca.gov WEB