

Association of Bay Area Governments

Finance Committee

April 20, 2023

Agenda Item 6.a.

Proposed FY 2023-24 Operating Budget and Work Program

Subject

Approval of Resolution No. 11-2023 authorizing the Proposed Fiscal Year (FY) 2023-24 Association of Bay Area Governments (ABAG) Operating Budget and Work Program for referral to the ABAG General Assembly for final review and approval at its annual meeting

Background:

According to Article XI.B of the Association of Bay Area Governments (ABAG) Bylaws, at least 45 days prior to the annual meeting of the General Assembly, the Executive Director submits to the Executive Board a proposed budget and work program, including annual membership fee and assessment schedules, summary of revenue and expense, actual and projected, for the current and next fiscal years.

The Executive Board reviews the proposed budget and work program, amending as necessary, and submits them to the General Assembly for review and adoption. The Executive Board monitors the execution of the budget and work program and the Executive Director manages all expenses, subject to the control of the Executive Board.

The proposed ABAG Work Program for FY 2023-24 includes a summary description of all the programs and projects conducted by ABAG, including highlights of work completed in FY 2022-23 and plans for FY 2023-24. The proposed ABAG Budget for FY 2023-24 includes allocation of revenue and expenses for all ABAG operating funds. The operating funds include, ABAG Administration, ABAG Bay Area Regional Energy Network (BayREN), ABAG San Francisco Estuary Partnership (SFEP) and the San Francisco Bay Trail. The proposed Agency Budgets for FY 2023-24 are balanced.

The FY 2023-24 ABAG Finance Authority for Nonprofit Corporations (FAN) and ABAG POWER Publicly Owned Energy Resources (POWER) operating budgets will be presented separately to their respective governing boards.

The ABAG revenue budget is \$65.1 million, which is an overall projected increase of \$20.0 million in comparison to FY 2022-23. Summarized revenue details include:

	FY 2022-23	FY 2023-24
Revenue	(millions)	(millions)
Administration	\$ 3.6	\$ 3.3
BayREN-Energy	26.4	36.6
SFEP	14.8	25.0
Bay Trail Non-Profit	0.3	0.2
Total	\$ 45.1	\$ 65.1

Association of Bay Area Governments

Finance Committee

April 20, 2023

Agenda Item 6.a.

Proposed FY 2023-24 Operating Budget and Work Program

The increase is primarily due to grant funding from the California Public Utilities Commission (CPUC) for BayREN to fund ongoing programs and a new Refrigerant Replacement incentive program. SFEP received additional funding from the Water Quality Improvement Fund to advance wetland restoration, water quality improvement and green urban development projects.

There are several revenue highlights to the ABAG budget, including:

- The budget includes dues increase of 10%. While this increase is significant, member dues are still insufficient to fully cover ongoing expenses, including amortization of unfunded pension obligations
- No transfers from other funds to balance the budget
- Retiree healthcare costs of \$480,000 fully reimbursed from draw on 115 Trust
- ABAG grant funded programs exceed \$100 million in life-to-date funding
- Nearly 95% of all grant funding goes directly to regional projects
- The \$24 million Regional Early Action Planning (REAP) grant awarded in FY 2019-20 will be fully expended in FY 2023-24

ABAG will still face issues with increasing costs, particularly pension obligations, which will have to be addressed as we work to improve long-term financial stability.

ABAG Administration

The recommended ABAG Administration Budget for FY 2023-24 is \$3.3 million. The proposed budget is balanced and does not require a transfer from program revenue funds. The principal source of revenue is membership dues which will increase to \$2.9 million, up 10% from FY 2022-23. The detailed membership dues schedule is attached (see Attachment B).

ABAG Administration covers all administrative expenses and operating programs, including pension and Other Post-Employment Benefits (OPEB) expenses. While the ABAG BayREN and SFEP programs are grant funded and relatively self-funded, ABAG Administration is dependent on membership dues.

Unfortunately, even with the proposed increase in membership dues, it will not cover ongoing operating expenses:

Association of Bay Area Governments

Finance Committee

April 20, 2023

Agenda Item 6.a.

Proposed FY 2023-24 Operating Budget and Work Program

ABAG Administration	FY 2022-23 Approved	FY 2023-24 Proposed	Difference \$
	<small>(Thousands \$)</small>	<small>(Thousands \$)</small>	<small>(Thousands \$)</small>
Revenues & Transfers			
Membership Dues	\$2,592	\$2,851	\$259
Other	587	484	(103)
Transfers	373	-	(373)
Total Revenues & Transfers In	\$3,552	\$3,335	(\$217)
Expenses & Transfers			
Pension	\$1,744	\$1,136	(\$608)
OPEB	587	480	(107)
375 Beale Assessment	98	222	124
BARC (transfer out)	185	188	3
Other	904	1,257	353
Total Expenses & Transfers Out	\$3,518	\$3,283	(\$235)
Operating Surplus/(Deficit)	\$34	\$52	\$18

Revenue exceeds the operating obligations by \$52,000.

There are several expense highlights to the ABAG budget, including:

- The pension payment for amortizing the Unfunded Accrued Liability (UAL) decreases by \$608,000 due to the CalPERS approach to amortizing portfolio gains and losses. Based on recent CalPERS performance and the roll off of previous gains, we anticipate an increase in the required funding against the unfunded accrued liability. Funding of FY2023-24 pension obligations requires approximately 40% of all membership dues
- ABAG receives full reimbursement from the California Employers' Retiree Benefit Trust (CERBT) for retiree medical expenses. Therefore, the \$480,000 of retiree health care costs will be covered by a withdrawal from the trust

Association of Bay Area Governments

Finance Committee

April 20, 2023

Agenda Item 6.a.

Proposed FY 2023-24 Operating Budget and Work Program

- ABAG's 375 Beale Assessment increased due to an increase in common area expenses, which include security, janitorial, and shared meeting spaces throughout the headquarter office

While the FY 2023-24 proposed budget is balanced, the long-term implications of the funding shortfall is cause for concern. As costs increase and the primary source of revenue is membership dues, the potential for deficits in the future is likely. ABAG workshops were conducted in October 2022 and March 2023 to discuss the financial challenges and alternatives that might improve short and long-range financial planning which include the following:

- Annual assessment of membership dues in consideration of funding ongoing expenses, pension obligations, and establishing an operating and legal reserve
- Establishing a 115 trust for pension obligations
- Possible sale of interest in 375 Beale, which partially funds outstanding pension obligations and efforts towards building a reserve
- Establishing an operational and legal reserve
- Stabilize and maximize financial position
- Pursue other new revenue sources

When new programs are developed that include new funding sources, such as new grants tied to the enhanced housing initiative, we should consider supplementing the administrative revenue base.

Grant Administration

The administrative fund has nearly \$27 million in active grants. The grants include (in thousands):

	Grant Award	Balance
Regional Early Action Planning (REAP)	\$24,000	\$0
Coastal Conservancy	3,015	0
Total	\$27,015	\$0

The REAP and Coastal Conservancy grants allocate funding to the Metropolitan Transportation Commission (MTC) for staffing costs, pursuant to the Contract for Services executed in July 2017. The grants will be fully expended in FY 2023-24.

Association of Bay Area Governments

Finance Committee

April 20, 2023

Agenda Item 6.a.

Proposed FY 2023-24 Operating Budget and Work Program

Bay Area Regional Energy Network (BayREN)

The Bay Area Regional Energy Network (BayREN) facilitates energy efficiency projects to residents and communities throughout the San Francisco Bay Area Region. BayREN is primarily a grant funded program with major funding through the California Public Utilities Commission (CPUC).

The recommended FY 2023-24 BayREN budget is \$36.6 million.

The proposed budget is balanced and highlights include:

- Increased funding from the CPUC will provide revenue for ongoing and new activities and projects
- Staffing and overhead costs are approximately 5% of total revenue
- Staffing costs include a proposed 4.5% cost of living adjustment
- Direct incentives are approximately 43% of revenue
- Consultant and professional fees are 51% of revenue

San Francisco Estuary Partnership (SFEP)

The SFEP was created as part of a national program to protect, enhance, and restore the San Francisco Estuary. SFEP is funded through a series of grants, primarily through the California Department of Water Resources (DWR).

The proposed budget for FY 2023-24 is \$25.1 million and balanced as presented. The budget is an increase of \$10.3 million from the FY 2022-23 primarily due to increased grant funded project activity. A complete listing of awarded grants is attached and summarized below (in thousands):

	Awarded	Additional FY 2024	Balance
EPA	\$ 11,567	\$ 6,089	\$ 6,185
DWR	\$ 48,684	\$ 0	\$ 11,251
Other	\$ 4,204	\$ 701	\$ 1,647

The estimated grant balance outstanding through FY 2023-24 and beyond is in excess of \$19 million.

The SFEP program highlights include (in thousands):

- \$19,000 for passthrough project funding
- \$3,000 for staffing and overhead (this is transferred to MTC)

Association of Bay Area Governments

Finance Committee

April 20, 2023

Agenda Item 6.a.

Proposed FY 2023-24 Operating Budget and Work Program

Overall, SFEP will commit approximately 75% of program funding directly to project expenses. While the budget is balanced as presented, the program still requires a slight transfer from MTC to meet overhead costs not included in previous grants. We expect this subsidy to phase out as the grants are spent down and completed.

San Francisco Bay Trail Non-Profit

The San Francisco Bay Trail is a non-profit corporation that receives grants and donations as part of a larger Bay Trail program. The total budget will be \$250,000, which will be funded by a combination of the donation and other revenue.

Resolution No. 11-2023

Staff is requesting approval of ABAG Resolution No. 11-2023 authorizing the Proposed FY 2023-24 ABAG Operating Budget and Work Program and all affiliated funds and entities. Resolution No. 11-2023 includes authorization to administer the budget following approval by the Executive Board and General Assembly. The authorization includes:

- Authorization to carryover and re-budget all grants properly approved and budgeted in previous budgets.
- Authorization to carryover and re-budget all contracts and expenses properly approved and budgeted in previous budgets.
- Authorization for the Executive Board to approve all contracts and expenses incorporated in the adopted FY 2023-24 budget.
- Authorization for the Executive Board to amend the adopted budget for any new and additional revenue sources, including appropriate additional expenses.
- Authorization for the Executive Director to approve all contracts \$200,000 and below, provided the funds are available and included in the adopted budget.
- Authorization for the Chief Financial Officer to correct any obvious errors in the drafting, presentation, and publishing of the adopted budget.

Staff requests that the Finance Committee recommend approval of ABAG Resolution No. 11-2023 approving the Proposed FY 2023-24 ABAG Operating Budget and Work Program and authorization to submit the Budget and Work Program to the General Assembly for approval.

Association of Bay Area Governments

Finance Committee

April 20, 2023

Agenda Item 6.a.

Proposed FY 2023-24 Operating Budget and Work Program

Recommended Action:

The ABAG Finance Committee recommends that the ABAG Executive Board forward and recommend ABAG General Assembly adoption of ABAG Resolution No. 11-2023—Approval of the Association of Bay Area Governments Fiscal Year 2023-24 Operating Budget and Work Program.

Attachments:

- A. Proposed FY 2023-24 Operating Budget
- B. Proposed FY 2023-24 Membership Dues
- C. Resolution No. 11-2023
- D. Proposed FY 2023-24 Budget and Work Program
- E. Presentation: Proposed FY 2023-24 ABAG Operating Budget

Reviewed:



Andrew Fremier

ASSOCIATION OF BAY AREA GOVERNMENTS
FY 2023-24 OPERATING BUDGET

Attachment A

ABAG ADMINISTRATION BUDGET – PROPOSED

	FY 2022-23 APPROVED	ACTUALS AS OF 12/31/2022	FY 2023-24 PROPOSED	DIFFERENCE \$ INCREASE/(DECREASE)	DIFFERENCE % INCREASE/(DECREASE)
REVENUES					
Membership Dues	\$ 2,591,505	\$ 2,591,503	\$ 2,850,655	\$ 259,150	10%
Interest Revenue	252	(30)	3,680	3,428	1362%
Other Revenue	587,379	225,876	480,257	(107,122)	-18%
TOTAL REVENUES	\$ 3,179,135	\$ 2,817,349	\$ 3,334,592	\$ 155,457	5%
EXPENSES					
Other Post-Employment Benefits (OPEB)	587,379	224,098	479,579	(107,800)	-18%
Public Employees' Retirement System (PERS)	1,743,993	1,743,993	1,135,360	(608,633)	-35%
Total Retirement Expenses	2,331,372	1,968,091	1,614,939	(716,433)	-31%
Memberships	25,000	30,000	45,000	20,000	80%
Consultants	198,000	78,494	499,800	301,800	152%
Legal Service	125,000	150	131,100	6,100	5%
Audit	173,500	94,447	175,500	2,000	1%
Total Contractual Services	521,500	203,091	851,400	329,900	63%
Travel	2,000	1,563	2,000	-	0%
Meals	5,000	3,231	7,500	2,500	50%
Conference/Training and Fees	8,000	-	10,000	2,000	25%
Beale Assessments	98,432	49,216	221,562	123,130	125%
Storage Rental	4,428	2,922	4,500	72	2%
Committee/Board Member Stipend	120,000	45,750	120,000	-	0%
Bank Service Charges	10,000	2,812	3,000	(7,000)	-70%
Insurance	231,830	191,986	259,252	27,422	12%
Miscellaneous	-	911	-	-	0%
Total General Operating Expenses	479,690	298,391	627,814	148,124	31%
TOTAL EXPENSES	\$ 3,332,562	\$ 2,469,573	\$ 3,094,153	\$ (238,409)	-7%
OPERATING SURPLUS/(DEFICIT)					
BEFORE TRANSFERS	\$ (153,427)	\$ 347,776	\$ 240,439	\$ 393,866	
TRANSFERS					
Transfers In					
San Francisco Estuary Partnership (SFEP)	\$ 207,633	\$ -	\$ -	\$ (207,633)	-100%
Bay Area Regional Network (BayREN)	165,000	-	-	(165,000)	-100%
Total Transfers In	372,633	-	-	(372,633)	-100%
Transfers (Out)					
Bay Area Regional Collaborative (BARC)	(185,425)	(18,963)	(188,374)	(2,949)	2%
Total Transfers (Out)	(185,425)	(18,963)	(188,374)	(2,949)	2%
TOTAL TRANSFERS	\$ 187,209	\$ (18,963)	\$ (188,374)	\$ (375,583)	-201%
OPERATING SURPLUS/(DEFICIT)	\$ 33,782	\$ 328,813	\$ 52,065	\$ 18,283	

ASSOCIATION OF BAY AREA GOVERNMENTS
FY 2023-24 OPERATING BUDGET

Attachment A

ABAG ADMINISTRATION CONTRACTUAL SERVICES SUMMARY - PROPOSED

WORK ELEMENT	WORK ELEMENT DESCRIPTION AND CONTRACTUAL SERVICES	FY 2022-23 APPROVED	ACTUALS AS OF 12/31/22	FY 2023-24 PROPOSED	CHANGE \$ INCREASE/(DECREASE)
1132	MTC Advocate Legislative Programs				
	General Assembly Logistics	\$ 12,000	\$ -	\$ 24,000	\$ 12,000
	Translation Services	10,000	-	-	(10,000)
	TOTAL	\$ 22,000	\$ -	\$ 24,000	\$ 2,000
1150	MTC Executive Office				
	California Association of Councils of Governments (CALCOG)	\$ 10,000	\$ 30,000	\$ 30,000	\$ 20,000
	National Association of Regional Councils (NARC)	15,000	15,000	15,000	-
	TOTAL	\$ 25,000	\$ 45,000	\$ 45,000	\$ 20,000
1151	MTC Legal Management				
	Legal Service	\$ 100,000	\$ -	\$ 104,900	\$ 4,900
	General Governance	25,000	150	26,200	1,200
	TOTAL	\$ 125,000	\$ 150	\$ 131,100	\$ 6,100
1152	MTC Financial Management				
	Tax Filing	\$ 9,000	\$ -	\$ 10,000	\$ 1,000
	Other Post-Employment Benefits Actuary Report	13,000	-	11,800	(1,200)
	Caseware Consulting Services	2,000	2,015	2,000	-
	Audit Services	173,500	94,447	175,500	2,000
	TOTAL	\$ 197,500	\$ 96,462	\$ 199,300	\$ 1,800
1161	MTC Information Technology Services				
	Website operations, maintenance, enhancement, and hosting	\$ 150,000	\$ 74,794	\$ 200,000	\$ 50,000
	Website Refresh and Redesign	-	-	250,000	250,000
	Domain Registrations	2,000	1,685	2,000	-
	TOTAL	\$ 152,000	\$ 76,479	\$ 452,000	\$ 300,000
TOTAL CONTRACTUAL SERVICES		\$ 521,500	\$ 203,091	\$ 851,400	\$ 329,900

**ASSOCIATION OF BAY AREA GOVERNMENTS
FY 2023-24 OPERATING BUDGET**

Attachment A

ABAG ADMINISTRATION GRANT SUMMARY — PROPOSED

FUND SOURCE	GRANT NAME/ AWARD NUMBER	EXPIRATION DATE	GRANT AWARD AMOUNT	LIFE-TO-DATE (LTD) ACTUALS	FY 2023-24 NEW GRANTS	FY 2023-24 STAFF BUDGET	FY 2023-24 CONSULTANT BUDGET	PROJECTED REMAINING GRANT BALANCE
2310	Regional Early Action Planning (REAP)	12/31/2023	\$ 23,966,861	\$ 9,716,362	\$ -	\$ -	\$ 14,250,499	\$ -
2800	Coastal Conservancy 14-003	12/31/2041	1,021,992	585,728	-	-	436,264	-
2809	Coastal Conservancy 19-086	02/28/2024	445,000	14,903	-	-	430,097	-
2811	Coastal Conservancy 19-134	01/31/2024	1,098,250	33,124	-	-	1,065,125	-
2812	Coastal Conservancy 19-147	01/31/2024	450,000	120,000	-	-	330,000	-
TOTAL			\$ 26,982,103	\$ 10,470,117	\$ -	\$ -	\$ 16,511,985	\$ -

ASSOCIATION OF BAY AREA GOVERNMENTS
FY 2023-24 OPERATING BUDGET

Attachment A

BAY AREA REGIONAL ENERGY NETWORK (BAYREN) BUDGET – PROPOSED

	FY 2022-23 APPROVED	ACTUALS AS OF 12/31/2022	FY 2023-24 PROPOSED	DIFFERENCE \$ INCREASE/(DECREASE)	DIFFERENCE % INCREASE/(DECREASE)
REVENUES					
California Public Utilities Commission (CPUC) Grant	\$ 26,358,689	\$ 8,698,505	\$ 36,564,040	\$ 10,205,351	39%
Other Grant	75,000	26,585	-	(75,000)	-100%
TOTAL REVENUES	\$ 26,433,689	\$ 8,725,090	\$ 36,564,040	\$ 10,130,351	38%
EXPENSES					
Single Family Incentive	4,800,000	2,316,079	5,000,000	200,000	4%
Multi Family Incentive	3,750,000	316,600	5,000,000	1,250,000	33%
Green Labeling Incentive	500,000	597,400	600,000	100,000	20%
Commercial Incentives	2,000,000	-	2,500,000	500,000	25%
Refrigerant Replacement Incentive	-	-	2,500,000	2,500,000	0%
Total Incentives	11,050,000	3,230,079	15,600,000	4,550,000	41%
Travel	3,000	4,272	7,500	4,500	150%
Conference/Training and Fees	3,000	19,287	7,500	4,500	150%
Meals	5,000	1,163	7,500	2,500	50%
Advertising/Public Awareness	347,000	111,477	300,000	(47,000)	-14%
Memberships	30,000	8,617	15,000	(15,000)	-50%
Consultant/Professional Fees	13,150,395	4,694,196	18,682,480	5,532,085	42%
Miscellaneous	5,000	1,330	5,000	-	0%
Total General Operating Expenses	13,543,395	4,840,342	19,024,980	5,481,585	40%
TOTAL EXPENSES	\$ 24,593,395	\$ 8,070,421	\$ 34,624,980	\$ 10,031,585	41%
OPERATING SURPLUS/(DEFICIT) BEFORE TRANSFERS	\$ 1,840,294	\$ 654,670	\$ 1,939,060	\$ 98,766	
Transfers (Out)					
Staff Cost	\$ (1,226,863)	\$ (440,410)	\$ (1,292,707)	\$ (65,844)	5%
MTC Overhead	(448,431)	(214,260)	(646,353)	(197,922)	44%
ABAG Admin	(165,000)	-	-	165,000	-100%
Total Transfers (Out)	(1,840,294)	(654,670)	(1,939,060)	(98,766)	5%
TOTAL TRANSFERS	\$ (1,840,294)	\$ (654,670)	\$ (1,939,060)	\$ (98,766)	5%
OPERATING SURPLUS/(DEFICIT)	\$ -	\$ -	\$ -	\$ -	

**ASSOCIATION OF BAY AREA GOVERNMENTS
FY 2023-24 OPERATING BUDGET**

Attachment A

SAN FRANCISCO ESTUARY PARTNERSHIP (SFEP) BUDGET – PROPOSED

	FY 2022-23 APPROVED	ACTUALS AS OF 12/31/2022	FY 2023-24 PROPOSED	DIFFERENCE \$ INCREASE/(DECREASE)	DIFFERENCE % INCREASE/(DECREASE)
REVENUES					
Federal/State Grants and Local Funding	\$ 14,793,103	\$ 5,237,279	\$ 25,074,786	\$ 10,281,683	70%
TOTAL REVENUES	\$ 14,793,103	\$ 5,237,279	\$ 25,074,786	\$ 10,281,683	70%
EXPENSES					
Travel	5,000	9,350	-	(5,000)	-100%
Conference/Training and Fees	-	4,592	-	-	0%
Consultant/Professional Fees	10,443,649	4,073,324	3,024,383	(7,419,266)	-71%
Passthrough/Contributions Other Agencies	1,102,530	4,092	19,321,547	18,219,017	1652%
Supplies	5,000	-	-	(5,000)	-100%
Miscellaneous	-	4,153	-	-	0%
TOTAL EXPENSES	\$ 11,556,179	\$ 4,095,510	\$ 22,345,930	\$ 10,789,751	93%
OPERATING SURPLUS/(DEFICIT)					
BEFORE TRANSFERS	\$ 3,236,924	\$ 1,141,769	\$ 2,728,856	\$ (508,068)	
TRANSFERS (OUT)					
Staff Cost	\$ (2,157,949)	\$ (904,283)	\$ (2,063,447)	\$ 94,502	-4%
MTC Overhead	(690,544)	(240,414)	(665,409)	25,134	-4%
SFEP Conference Budget	(180,797)	-	-	180,797	-100%
ABAG Admin	(207,633)	-	-	207,633	-100%
Total Transfers (Out)	(3,236,924)	(1,144,697)	(2,728,856)	508,068	-16%
TOTAL TRANSFERS	\$ (3,236,924)	\$ (1,144,697)	\$ (2,728,856)	\$ 508,068	-16%
OPERATING SURPLUS/(DEFICIT)	\$ -	\$ (2,929)	\$ -	\$ -	

ASSOCIATION OF BAY AREA GOVERNMENTS
FY 2023-24 OPERATING BUDGET

Attachment A

SAN FRANCISCO ESTUARY PARTNERSHIP (SFEP) GRANT SUMMARY – PROPOSED

FUND SOURCE	GRANT NAME/ AWARD NUMBER	EXPIRATION DATE	GRANT AWARD AMOUNT	LIFE-TO-DATE (LTD) ACTUALS	FY 2023-24 NEW GRANTS	FY 2023-24 STAFF BUDGET	FY 2023-24 CONSULTANT BUDGET	PROJECTED REMAINING GRANT BALANCE
1339	U.S. Environmental Protection Agency (EPA) 99T53101	09/30/2023	\$ 1,667,683	\$ 1,628,651	\$ -	\$ 10,067	\$ 28,965	\$ -
1343	U.S. Environmental Protection Agency (EPA) 99T59901	09/30/2024	4,047,500	3,621,907	850,000	524,212	32,940	718,441
1345	U.S. Environmental Protection Agency (EPA) 99T87701	12/12/2023	1,481,109	974,157	-	175,614	331,338	-
1347	U.S. Environmental Protection Agency (EPA) 98T20401	12/31/2024	1,891,409	243,872	-	180,845	718,515	748,177
1348	U.S. Environmental Protection Agency (EPA) 98T29701	05/01/2024	569,366	391,786	-	174,652	2,928	-
1349	U.S. Environmental Protection Agency (EPA) - Bipartisan Infrastructure Law Year 1	12/31/2025	909,800	17,912	909,800	551,889	100,000	1,149,799
1395	U.S. Environmental Protection Agency (EPA) - State Water Resources Control Board/State Revolving Fund	09/30/2024	1,000,000	118,983	-	-	500,000	381,017
WQIF	Water Quality Improvement Fund 2022 - Breaking Ground	12/31/2026	-	-	4,329,459	266,691	875,000	3,187,768
TOTAL			\$ 11,566,867	\$ 6,997,268	\$ 6,089,259	\$ 1,883,970	\$ 2,589,686	\$ 6,185,202
2907	Department of Water Resources (DWR) 4600011486	12/31/2024	\$ 20,934,168	\$ 12,573,436	\$ -	\$ 87,826	\$ 8,080,000	\$ 192,906
2914	Department of Water Resources (DWR) Proposition 1	06/30/2025	22,750,000	5,059,498	-	148,722	9,500,000	8,041,780
2915	Department of Water Resources (DWR) 4600014794	03/19/2025	5,000,000	409,870	-	192,352	1,381,244	3,016,535
TOTAL			\$ 48,684,168	\$ 18,042,803	\$ -	\$ 428,900	\$ 18,961,244	\$ 11,251,221
1396	Department of Interior - Clean Vessel Act 2023	12/31/2023	\$ 309,473	\$ 48,949	\$ -	\$ 110,524	\$ 150,000	\$ -
TOTAL			\$ 309,473	\$ 48,949	\$ -	\$ 110,524	\$ 150,000	\$ -
5013	City of Palo Alto	12/31/2023	\$ 168,000	\$ 148,000	\$ -	\$ -	\$ 20,000	\$ -
5016	Santa Clara Valley Water District (SCVWD)	09/30/2024	569,796	348,611	701,232	305,462	-	616,954
5019	Friends of the San Francisco Estuary	09/30/2025	297,000	-	-	-	125,000	172,000
3575	Bay Area Toll Authority (BATA) Funding for ABAG P014785 - San Pablo Avenue Green Stormwater Spine Project	N/A	2,859,998	1,501,826	-	-	500,000	858,172
TOTAL			\$ 3,894,794	\$ 1,998,437	\$ 701,232	\$ 305,462	\$ 645,000	\$ 1,647,126
TOTAL			\$ 64,455,302	\$ 27,087,458	\$ 6,790,491	\$ 2,728,856	\$ 22,345,930	\$ 19,083,549
	Bay Area Toll Authority (BATA) Transfer for Overhead	N/A	\$ -	\$ -	\$ -	\$ 366,314	\$ -	\$ -
FUND SOURCE	GRANTS APPLIED FOR BUT NOT AWARDED (THESE GRANTS ARE INCLUDED IN THE BUDGET AS INFORMATION ONLY)	EXPIRATION DATE	GRANT AWARD AMOUNT	LIFE-TO-DATE (LTD) ACTUALS	FY 2023-24 UNAWARDED NEW GRANTS	FY 2023-24 STAFF BUDGET	FY 2023-24 CONSULTANT BUDGET	PROJECTED REMAINING GRANT BALANCE
XXXX	New Delta Stewardship Council 2023-2026	N/A	\$ -	\$ -	\$ 728,000	\$ -	\$ 322,000	\$ 406,000
XXXX	New IRWM Prop 1 Round 2	N/A	-	-	32,214,479	-	6,350,000	25,864,479
XXXX	New EPA Wetland Program Development Grant	N/A	-	-	1,000,000	-	500,000	500,000
XXXX	New SRF SOTER 1 (2023-25)	N/A	-	-	1,000,000	-	450,000	550,000
XXXX	New SRF SOTER 2 (2024-26)	N/A	-	-	1,000,000	-	250,000	750,000
XXXX	New SCC Explore the Coast grant	N/A	-	-	100,000	-	50,000	50,000
XXXX	Bipartisan Infrastructure Law Funds Year 2	N/A	-	-	909,800	-	454,900	454,900
XXXX	Bipartisan Infrastructure Law Funds Year 3	N/A	-	-	909,800	-	227,450	682,350
XXXX	Water Quality Improvement Fund SFEI 22 Sediment and GSI Passthrough to SFEP	N/A	-	-	66,500	-	66,500	-
XXXX	Water Quality Improvement Fund 2023	N/A	-	-	3,000,000	-	750,000	2,250,000
XXXX	Other New Grants	N/A	-	-	500,000	-	500,000	-
TOTAL GRANTS APPLIED FOR AND UNAWARDED (INFORMATION ONLY)			\$ -	\$ -	\$ 41,428,579	\$ -	\$ 9,920,850	\$ 31,507,729

**ASSOCIATION OF BAY AREA GOVERNMENTS
FY 2023-24 OPERATING BUDGET**

Attachment A

SAN FRANCISCO ESTUARY PARTNERSHIP (SFEP) CONFERENCE AND PROGRAMS BUDGET – PROPOSED

	FY 2022-23 APPROVED	ACTUALS AS OF 12/31/2022	FY 2023-24 PROPOSED	DIFFERENCE \$ INCREASE/(DECREASE)	DIFFERENCE % INCREASE/(DECREASE)
REVENUES					
Other Revenue	\$ 107,000	\$ 15,619	\$ 450,000	\$ 343,000	321%
TOTAL REVENUES	\$ 107,000	\$ 15,619	\$ 450,000	\$ 343,000	321%
EXPENSES					
Meals/Catering	-	-	250,000	250,000	0%
Conference Venue Costs	-	2,376	40,000	40,000	0%
Consultant/Professional Fees	407,000	32,033	110,000	(297,000)	-73%
Miscellaneous	-	450	150,000	150,000	0%
TOTAL EXPENSES	\$ 407,000	\$ 34,859	\$ 550,000	\$ 143,000	35%
OPERATING SURPLUS/(DEFICIT) BEFORE TRANSFERS					
	\$ (300,000)	\$ (19,240)	\$ (100,000)	\$ 200,000	
TRANSFERS					
Transfers In					
SFEP Grants	\$ 180,797	\$ -	\$ -	\$ (180,797)	-100%
Total Transfers In	180,797	-	-	(180,797)	-100%
Transfers (Out)					
Staff Cost	(100,648)	(10,580)	(95,568)	5,080	-5%
MTC Overhead	(50,324)	2,914	(47,784)	2,540	-5%
Total Transfers (Out)	(150,972)	(7,666)	(143,352)	7,620	-5%
TOTAL TRANSFERS	\$ 29,826	\$ (7,666)	\$ (143,352)	\$ (173,177)	-581%
OPERATING SURPLUS/(DEFICIT)	\$ (270,174)	\$ (26,906)	\$ (243,352)	\$ 26,823	
Beginning Fund Balance	300,000	407,454	250,000	50,000	17%
ENDING FUND BALANCE	\$ 29,826	\$ 380,547	\$ 6,648	\$ 76,823	

ASSOCIATION OF BAY AREA GOVERNMENTS

FY 2023-24 OPERATING BUDGET

Attachment A

SAN FRANCISCO BAY TRAIL (NON PROFIT PROGRAM) BUDGET – PROPOSED

	FY 2022-23 APPROVED	ACTUALS AS OF 12/31/2022	FY 2023-24 PROPOSED	DIFFERENCE \$ INCREASE/(DECREASE)	DIFFERENCE % INCREASE/(DECREASE)
REVENUES					
Revenue - Souvenir Sales	\$ 16,215	\$ 997	\$ 997	\$ (15,218)	-94%
Revenue - Donation	236,792	2,414	239,408	2,616	1%
TOTAL REVENUES	\$ 253,006	\$ 3,411	\$ 240,405	\$ (12,601)	-5%
EXPENSES					
Advertising/Public Awareness	5,000	-	5,000	-	0%
Subscriptions	1,500	-	1,500	-	0%
Consultant/Professional Fees	237,000	-	237,000	-	0%
Accounting Service	3,000	-	3,000	-	0%
Miscellaneous	3,100	-	3,100	-	0%
TOTAL EXPENSES	\$ 249,600	\$ -	\$ 249,600	\$ -	0%
OPERATING SURPLUS/(DEFICIT)	\$ 3,406	\$ 3,411	\$ (9,195)	\$ (12,601)	

ASSOCIATION OF BAY AREA GOVERNMENTS
FY 2023-24 OPERATING BUDGET

ABAG MEMBERSHIP DUES — PROPOSED

ABAG MEMBERSHIP DUES — PROPOSED				
	ESTIMATED POPULATION AS OF 01/01/2022	FY 2022-23 APPROVED	FY 2023-24 PROPOSED	DIFFERENCE \$ INCREASE/(DECREASE)
COUNTY OF ALAMEDA	1,651,979	\$ 231,606	\$ 254,767	\$ 23,161
Alameda	77,784	20,428	22,471	2,043
Albany	21,648	5,427	5,970	543
Berkeley	124,563	28,201	31,021	2,820
Dublin	72,932	16,566	18,223	1,657
Emeryville	12,497	3,949	4,343	395
Fremont	229,476	45,277	49,805	4,528
Hayward	160,591	34,986	38,485	3,499
Livermore	86,149	23,068	25,375	2,307
Newark	47,229	12,628	13,891	1,263
Oakland	424,464	67,248	73,973	6,725
Piedmont	10,977	3,660	4,026	366
Pleasanton	77,609	19,750	21,725	1,975
San Leandro	88,404	21,505	23,655	2,150
Union City	68,150	18,239	20,063	1,824
<hr/>				
COUNTY OF CONTRA COSTA	1,156,555	\$ 160,151	\$ 176,166	\$ 16,015
Antioch	115,074	26,636	29,300	2,664
Brentwood	64,342	16,605	18,265	1,660
Clayton	10,863	3,578	3,936	358
Concord	123,634	29,591	32,550	2,959
Danville	43,352	11,443	12,587	1,144
El Cerrito	25,650	6,870	7,557	687
Hercules	26,091	7,155	7,870	715
Lafayette	25,064	6,988	7,687	699
Martinez	36,908	9,884	10,873	988
Moraga	17,105	5,051	5,556	505
Oakley	44,533	11,338	12,472	1,134
Orinda	19,478	5,460	6,006	546
Pinole	18,628	5,604	6,165	560
Pittsburg	75,156	18,935	20,829	1,894
Pleasant Hill	34,026	9,294	10,223	929
Richmond	114,489	26,818	29,499	2,682
San Pablo	31,510	8,540	9,394	854
San Ramon	83,820	20,605	22,665	2,060
Walnut Creek	69,891	18,206	20,026	1,821
<hr/>				
COUNTY OF MARIN	257,135	\$ 37,389	\$ 41,128	\$ 3,739
Belvedere	2,080	1,370	1,507	137
Fairfax	7,418	2,603	2,863	260
Larkspur	12,797	3,804	4,184	380
Mill Valley	13,850	4,547	5,002	455
Novato	52,441	14,144	15,558	1,414
Ross	2,301	1,497	1,647	150
San Anselmo	12,645	4,019	4,421	402
San Rafael	60,560	15,617	17,178	1,562
Sausalito	7,072	2,582	2,841	258
Tiburon	8,956	3,299	3,629	330
<hr/>				
COUNTY OF NAPA	136,179	\$ 20,326	\$ 22,359	\$ 2,033
American Canyon	21,658	6,095	6,704	609
Calistoga	5,199	2,132	2,345	213
Napa	77,480	20,232	22,255	2,023
St Helena	5,437	2,344	2,578	234
Yountville	2,829	1,443	1,587	144
<hr/>				
COUNTY OF SAN FRANCISCO	842,754	\$ 125,898	\$ 138,488	\$ 12,590
San Francisco - City	842,754	121,171	133,288	12,117
<hr/>				
COUNTY OF SAN MATEO	744,662	\$ 108,431	\$ 119,274	\$ 10,843
Atherton	6,718	2,604	2,864	260
Belmont	27,203	7,511	8,262	751
Brisbane	4,721	1,991	2,190	199
Burlingame	30,283	8,275	9,103	828
Colma	1,370	1,405	1,546	141
Daly City	102,875	26,130	28,743	2,613
East Palo Alto	28,963	8,564	9,420	856
Foster City	33,056	8,938	9,832	894

ASSOCIATION OF BAY AREA GOVERNMENTS
FY 2023-24 OPERATING BUDGET

ABAG MEMBERSHIP DUES — PROPOSED				
	ESTIMATED POPULATION AS OF 01/01/2022	FY 2022-23 APPROVED	FY 2023-24 PROPOSED	DIFFERENCE \$ INCREASE/(DECREASE)
Half Moon Bay	11,308	3,912	4,304	391
Hillsborough	11,018	3,595	3,954	359
Menlo Park	33,034	9,414	10,355	941
Millbrae	22,512	6,403	7,044	640
Pacifica	37,533	10,239	11,263	1,024
Portola Valley	4,289	2,011	2,213	201
Redwood City	82,344	22,047	24,252	2,205
San Bruno	42,656	12,274	13,502	1,227
San Carlos	29,837	8,309	9,140	831
San Mateo	103,779	25,223	27,745	2,522
South San Francisco	64,492	17,381	19,120	1,738
Woodside	5,212	2,269	2,496	227
COUNTY OF SANTA CLARA	1,894,783	\$ 274,492	\$ 301,942	\$ 27,449
Campbell	42,833	11,133	12,246	1,113
Cupertino	59,610	15,460	17,006	1,546
Gilroy	59,269	14,801	16,281	1,480
Los Altos	31,526	8,507	9,357	851
Los Altos Hills	8,400	2,846	3,130	285
Los Gatos	33,062	8,527	9,379	853
Milpitas	80,839	19,427	21,370	1,943
Monte Sereno	3,488	1,664	1,831	166
Morgan Hill	46,451	12,020	13,222	1,202
Mountain View	83,864	20,625	22,688	2,063
Palo Alto	67,473	17,749	19,524	1,775
San Jose	976,482	139,347	153,282	13,935
Santa Clara	130,127	29,702	32,672	2,970
Saratoga	30,667	8,506	9,356	851
Sunnyvale	156,234	33,617	36,979	3,362
COUNTY OF SOLANO	447,241	\$ 61,827	\$ 68,009	\$ 6,183
Benicia	26,656	7,531	8,284	753
Dixon	19,083	5,816	6,398	582
Fairfield	119,897	27,416	30,157	2,742
Rio Vista	9,925	3,314	3,645	331
Suisun City	28,896	7,966	8,763	797
Vacaville	101,257	24,644	27,109	2,464
Vallejo	123,190	27,840	30,624	2,784
COUNTY OF SONOMA	482,404	\$ 70,031	\$ 77,034	\$ 7,003
Cloverdale	8,905	3,097	3,406	310
Cotati	7,397	2,627	2,889	263
Healdsburg	11,030	3,706	4,077	371
Petaluma	58,945	16,056	17,662	1,606
Rohnert Park	43,998	11,538	12,691	1,154
Santa Rosa	175,775	37,016	40,718	3,702
Sebastopol	7,489	2,729	3,002	273
Sonoma	10,779	3,506	3,857	351
Windsor	25,942	7,692	8,461	769
TOTAL	7,613,692	\$ 2,591,505	\$ 2,850,655	\$ 259,150
Total County	7,613,692	\$ 1,090,152	\$ 1,199,167	\$ 109,015
Total City	6,890,256	1,501,353	1,651,488	150,135
TOTAL MEMBERSHIP DUES		\$ 2,591,505	\$ 2,850,655	\$ 259,150
County Per Capita Rate		\$ 0.1415	\$ 0.1575	\$ 0.0160
City Per Capita Rate		\$ 0.2151	\$ 0.2397	\$ 0.0245
Consumer Price Index (CPI)		107.0000%	106.5000%	
Population		7,703,016	7,613,692	
Population Increase/(decrease) %		-1.1234%	-1.1596%	

The ABAG Membership Dues calculation is using the variance in CPI and the population difference between years method.

Date:

W.I.: 1750

Referred By: ABAG Executive Board

ABSTRACT

Resolution No. 11-2023

This resolution approves the ABAG Budget for FY 2023-24.

Further discussion of the agency budget is contained in the ABAG Finance Committee Summary Sheets dated April 20, 2023. A budget is attached as Attachment A.

Date:

W.I.: 1750

Referred By: ABAG Executive Board

Re: Association of Bay Area Governments' Agency Budget for FY 2023-24

ASSOCIATION OF BAY AREA GOVERNMENT

RESOLUTION NO. 11-2023

WHEREAS, the Association of Bay Area Governments (ABAG) is the region's Council of Governments for the San Francisco Bay Area pursuant to the Joint Exercise of Powers Act, California Government Code Section 6500 *et seq.*; and

WHEREAS, the Executive Director has presented the proposed FY 2023-24 Budget to the ABAG Executive Board for referral to the General Assembly for approval; and

WHEREAS, the Executive Board has reviewed and approved the FY 2023-24 proposed Budget with such changes as may have been approved; and

WHEREAS, the Executive Board has approved and forwarded the proposed FY 2023-24 ABAG Budget to the General Assembly to be adopted within the minimum 45-day requirement; now, therefore be it

RESOLVED, that ABAG's Budget for FY 2023-24, is prepared in accordance with generally accepted accounting principles and modified accrual, and attached hereto as

Attachment A, and incorporated herein as though set forth at length, is approved; and, be it further

RESOLVED, that the ABAG Executive Board is authorized to administer the FY 2023-24 Operating Budget following approval of the ABAG General Assembly; and, be it further

RESOLVED, that the ABAG Executive Board is authorized to approve any and all grants, revenue, contracts, and expenses incorporated into the approved FY 2023-24 Budget and to modify the approved Budget as necessary to meet operational needs, provided there is no increase to the overall approved budget; and, be it further

RESOLVED, that the ABAG Executive Board is authorized to amend the adopted FY 2023-24 Budget to incorporate any unbudgeted increase in revenue sources along with appropriate expenses so long as the added expenses do not exceed the additional revenue; and, be it further

RESOLVED, that the Executive Director, or the responsible staff person designated by the Executive Director, shall submit written requests for approval of consultants, professional services, and other expenses authorized in the approved Budget for FY 2023-24; and, be it further

RESOLVED, that the Executive Director is authorized to approve all contracts and expenses \$200,000 or below, provided the funds are available and included in the FY 2023-24 Budget, and be it further

RESOLVED, that the Chief Financial Officer is authorized to reserve up to \$500,000 in a Liability Reserve except that there shall be no expense above \$200,000 without further approval of the Executive Board; and, be it further

RESOLVED, that the Chief Financial Officer is authorized to carryover and re-budget into the approved FY 2023-24 ABAG Budget any grants, funds, contracts, expenses, and encumbrances properly approved in a previous budget; and, be it further

RESOLVED, that the Chief Financial Officer is authorized to correct any obvious errors in the drafting, presentation, and publication of the approved FY 2023-24 ABAG Budget; and, be it further

RESOLVED, that the Metropolitan Transportation Commission (MTC) has authorized the use of up to \$8 million in the MTC funds to be used to meet ABAG cash flow purposes as an advance on authorized expenses until the expenses have been reimbursed; and, be it further

RESOLVED, that the MTC's Executive Director, or the responsible MTC staff person designated by the Executive Director, shall furnish the ABAG Finance Committee with a quarterly financial report to reflect budgeted and actual income, expenses, obligations for professional and consultant services as well as cash and investment balances and such other information and data as may be requested by the ABAG Finance Committee.

ASSOCIATION OF BAY AREA
GOVERNMENTS

Jesse Arreguin

President

The above resolution was entered into by the General Assembly of the Association of Bay Area Governments at a duly called and noticed meeting held in San Francisco, California, and at other remote locations, on the 16th day of June, 2023.

Frederick Castro

Clerk of the Board

Date:

W.I.: 1750

Referred By: ABAG Executive Board

Attachment A

Resolution No. 11-2023

ASSOCIATION OF BAY AREA GOVERNMENTS

BUDGET

FY 2023-24

TABLE OF CONTENTS

	<u>Page</u>
Budget Summary-----	1
Revenue Detail-----	2
Expense Summary-----	3
Contractual Services -----	5



PROPOSED

ABAG

**Budget and Work
Program**

Fiscal Year 2023–24

 **EXECUTIVE BOARD**

OFFICERS

PRESIDENT

Jesse Arreguín
Mayor, City of Berkeley

VICE PRESIDENT

Belia Ramos
Supervisor, County of Napa

IMMEDIATE PAST PRESIDENT

David Rabbitt
Supervisor, County of Sonoma

SECRETARY-TREASURER

Andrew B. Fremier
Executive Director

LEGAL COUNSEL

Kathleen Kane
General Counsel

COUNTY REPRESENTATIVES

Candace Andersen
Supervisor, County of Contra Costa

Noelia Corzo
Supervisor, County of San Mateo

Ken Carlson,
Supervisor, County of Contra Costa

Susan Ellenberg
Supervisor, County of Santa Clara

Dave Haubert
Supervisor, County of Alameda

Otto Lee
Supervisor, County of Santa Clara

Rafael Mandelman
Supervisor, City and County of San Francisco

Myrna Melgar
Supervisor, City and County of San Francisco

Nathan Miley
Supervisor, County of Alameda

Ray Mueller
Supervisor, County of San Mateo

Mary Sackett
Supervisor, County of Marin

David Rabbitt
Supervisor, County of Sonoma

Belia Ramos
Supervisor, County of Napa

Wanda Williams,
Supervisor, County of Solano

Vacant
Supervisor, City and County of San Francisco

CITIES REPRESENTATIVES

Susan Hollingsworth Adams
Vice Mayor, City of Rohnert Park, Sonoma County Cities

Jesse Arreguín
Mayor, City of Berkeley, Alameda County Cities

Nikki Fortunato Bas
Councilmember, City of Oakland

London Breed
Mayor, City and County of San Francisco

David Cohen
Councilmember, City of San Jose

Pat Eklund
Councilmember, City of Novato, Marin County Cities

Carroll Fife
Councilmember, City of Oakland

Neysa Fligor
Councilmember, City of Los Altos, Santa Clara County Cities

Leon Garcia
Mayor, City of American Canyon, Napa County Cities

Rich Hillis
Planning Director, City and County of San Francisco

Dave Hudson
Mayor, City of San Ramon, Contra Costa County Cities

Rosemary Kamei
Vice Mayor, City of San José

Yvonne Martinez-Beltran
Councilmember, City of Morgan Hill, Santa Clara County Cities

Mark Nagales
Vice Mayor, City of South San Francisco, San Mateo County Cities

Peter Ortiz
Councilmember, City of San José

Treva Reid
Councilmember, City of Oakland

Carlos Romero
Councilmember, City of East Palo Alto, San Mateo County Cities

Cindy Silva
Mayor, City of Walnut Creek, Contra Costa County Cities

Aaron Tiedemann
Mayor, City of Albany, Alameda County Cities

Steve Young
Mayor, City of Benicia, Solano County Cities

ADVISORY MEMBER

Donald Young
Board Member, San Francisco Bay Regional Water Quality Control Board

 **LETTER FROM THE PRESIDENT**



JESSE ARREGUÍN
ABAG President
Mayor, City of Berkeley



BELIA RAMOS
ABAG Vice President
Supervisor, County of Napa

Dear ABAG Delegates,

In ABAG's sixth decade of supporting local cities, towns and counties, housing remains an essential part of the association's work. The Bay Area and the entire state face a significant housing shortage, resulting in the much higher Regional Housing Needs Allocation (RHNA) from the state. After the Bay Area's RHNA Plan was adopted in 2021 and approved by the California Department of Housing and Community Development in January 2022, the responsibility for updating Housing Elements shifted to local governments.

I'm proud that ABAG has provided an unprecedented level of support to local jurisdictions through the Regional Housing Technical Assistance Program (RHTA) over the last three years. Funded by a state grant, RHTA has provided a wide range of tools and resources to help our jurisdictions meet the challenges of new state laws and new RHNA requirements. Further state funding provided through the REAP 2.0 grant program, administered by the Metropolitan Transportation Commission (MTC), will also help each of our communities meet housing goals and reduce vehicle miles traveled. Much of this work supports the implementation of Plan Bay Area 2050, adopted by ABAG and MTC in late 2021.

REAP 2.0 funding is also supporting the Bay Area Housing Finance Authority (BAHFA), a shared initiative of ABAG and MTC, created by the Legislature to address the 3Ps of housing: production of new homes, preservation of existing housing and protection of current residents from displacement. BAHFA now has a team of talented housing experts and has begun five innovative pilot programs. In 2022, the Executive Board and the BAFHA Board directed staff to begin preparations for a potential \$10-20 billion regional housing bond in 2024 — work that is already underway, with outreach to local governments planned for this spring and summer.

ABAG's local government service programs also maintain their well-deserved reputation for excellence. The San Francisco Estuary Partnership continues work on programs that protect, enhance and restore the San Francisco Estuary, while also staffing the San Francisco Bay Restoration Authority. The 2022 Estuary Blueprint lays out a collaborative action plan for the next five years of work. BayREN in January celebrated its 10th anniversary. Since 2013, BayREN has provided over \$66 million in rebates to renters and homeowners for energy retrofits and more than \$2.5 million in rebates to single-family homeowners for receiving a Department of Energy Home Energy Score.

ABAG staff accomplished great things during 2022-23, including formal adoption of an Equity Resolution that underscores ABAG's commitment to advancing local governments' equity efforts through outreach, advisor selection, RHTA technical assistance work and Plan Bay Area 2050 implementation. Many of ABAG's regional programs — including BayREN, the San Francisco Estuary Partnership, and the San Francisco Bay Trail — are also implementing their own equity measures. ABAG is committed to working equitably and cooperatively with our local jurisdictions to effectively meet today's challenges and create a better Bay Area together, as detailed in our robust workplan for 2023-24 that follows.

Sincerely,

Jesse Arreguín
ABAG President, Mayor of Berkeley



LETTER FROM THE EXECUTIVE DIRECTOR



ANDREW B. FREMIER
Executive Director



KATHLEEN KANE
Secretary / Legal Counsel

Dear ABAG Delegates,

I am honored and humbled to be addressing the General Assembly for the first time as the executive director for both ABAG and the Metropolitan Transportation Commission (MTC).

As a single staff serving both ABAG and MTC, the direction for us is clear: to advance a more affordable, connected, diverse, healthy and vibrant Bay Area. These were the core goals of our long-range Plan Bay Area 2050 — unanimously approved by the Executive Board and the Commission in October 2021 — and its Implementation Plan. They are also foundational to our expanded work in the housing sphere through the Bay Area Housing Finance Authority (BAHFA), a shared initiative of ABAG and MTC.

The first annual update on Plan Bay Area 2050 implementation highlighted progress toward several priorities: securing federal and state dollars to deliver the plan’s vision; supporting BAHFA’s work in advance of a potential 2024 ballot measure; implementing key growth framework components such as the Transit-Oriented Communities Policy; supporting transit recovery and studying effects of freeway pricing; and expanding partnerships to advance resilience and conservation work.

A growing part of the ABAG portfolio is the technical assistance we provide to cities, towns and counties. The Regional Technical Assistance Program (RHTA) is in its third year of providing assistance to local governments to update their Housing Elements. Assistance has included more than 25 webinars on a variety of topics for more than 3,000 attendees, the online Housing Element Site Selection Tool, data sets, staffing for county-based collaboratives, toolkits and other resources.

Launched in 2021, the ABAG-MTC Technical Assistance (TA) Portal offers an easily searchable online tool, with more resources added weekly. The TA Portal now includes about 350 resources to help local governments work more effectively and more efficiently.

Advancing equity continues to be a top priority at ABAG and MTC, with both agencies formally adopting an Equity Platform in January 2023. Many other Bay Area governments, agencies and communities also are leading with equity as they implement pandemic recovery efforts that aim to ensure access to opportunity and improved quality of life for all Bay Area residents. The ABAG-MTC on-call Equity Consultant Bench is adding new vetted and trusted community groups, practitioners and firms. More information on the consultant bench may be found on both the ABAG and MTC websites.

Additional information on ABAG’s programs and activities is included in this document and on the ABAG website, abag.ca.gov. I look forward to meeting many of you and discussing these and other items at our June General Assembly.

Sincerely,

Andrew B. Fremier
Executive Director




TABLE OF CONTENTS

ABOUT ABAG	2-5
REGIONAL PLANNING PROGRAM	6-15
LOCAL GOVERNMENT SERVICES	16-25
OPERATIONS	26-29
LEGISLATION AND PUBLIC AFFAIRS	30-35
BUDGET	36-51


01

ABOUT THE ASSOCIATION OF BAY AREA GOVERNMENTS



SECTION 01

ABOUT THE ASSOCIATION OF BAY AREA GOVERNMENTS



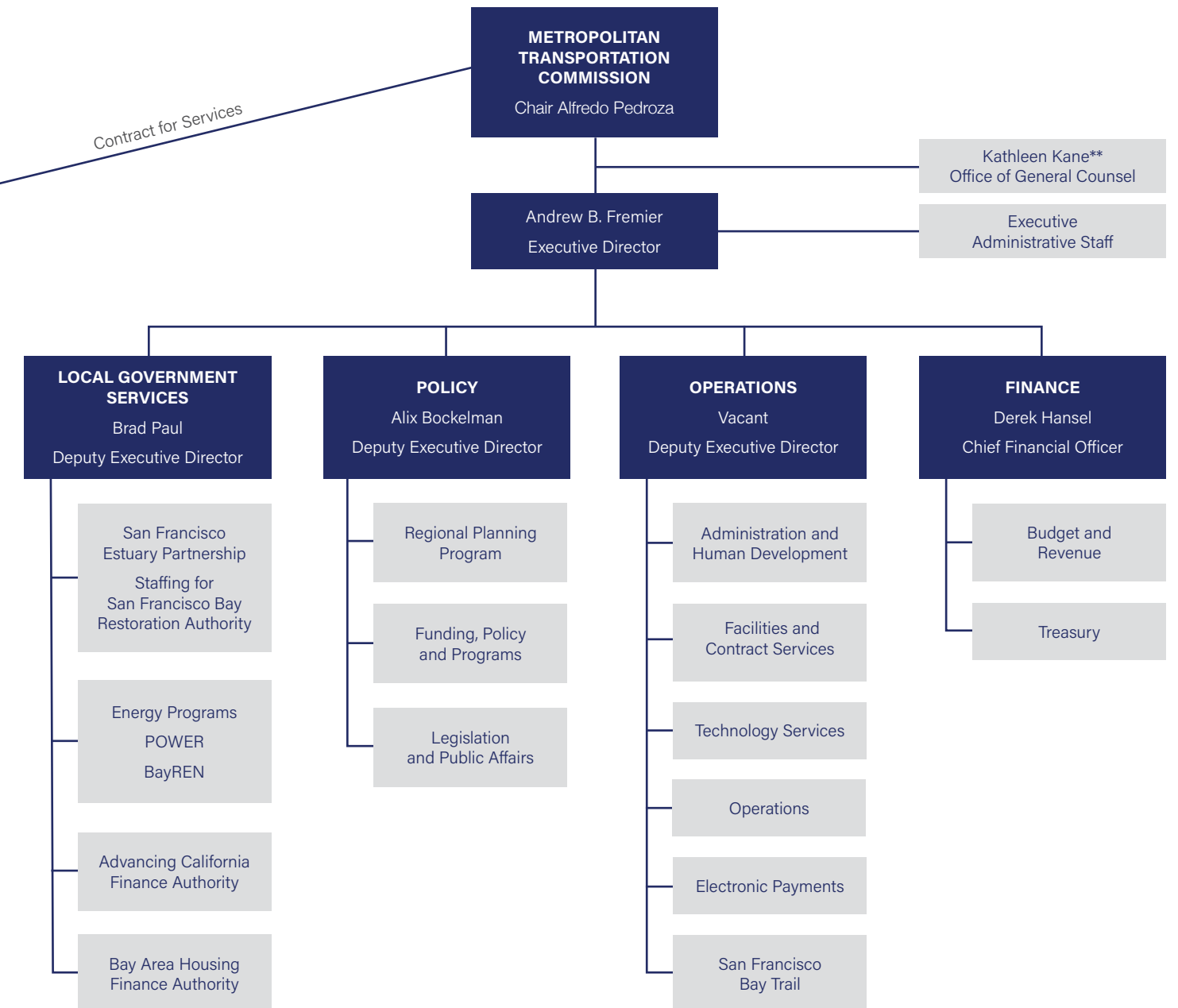
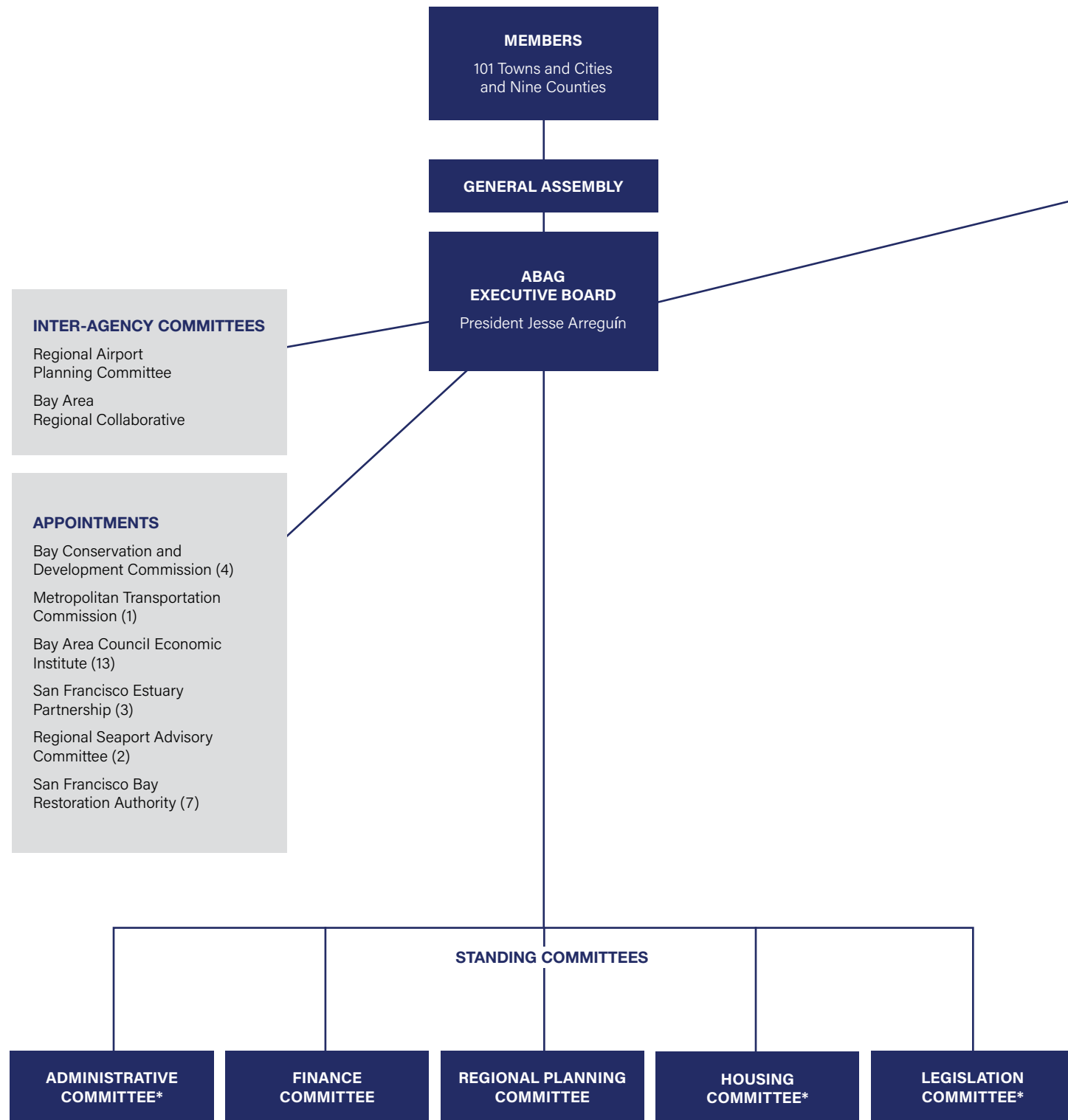
The Association of Bay Area Governments, or ABAG, is the comprehensive regional planning agency and council of governments for the nine counties and 101 cities and towns of the San Francisco Bay region. ABAG helps local governments absorb growth and adapt to change while addressing sustainability, resilience and equity issues.

ABAG membership is voluntary and represents the cities, towns and counties of the Bay Area, serving a population of more than 7 million people with research and analysis, education and outreach, regional coalition coordination, and cost-effective member service programs. ABAG-MTC's data and planning departments offer tools and expertise to build solutions on a wide range of issues, helping every community around the Bay adapt to change.

A collaborative approach with local governments, Bay Area leaders and community stakeholders allows ABAG to work on issues affecting every community in our region, including regional land use, environmental stewardship, energy efficiency and water resource protection. The public is invited to all ABAG meetings and can also access ABAG tools and research.

ABAG was formed by local government leaders who recognized the need to address common issues from a regional perspective and formed the first council of governments in California in 1961. Since 2017, ABAG and the Metropolitan Transportation Commission (MTC) have shared responsibility for Plan Bay Area, the San Francisco Bay Area's long-range transportation and land use plan. A consolidated staff serves both ABAG and MTC, allowing for stronger connections between programs, policies and activities. While the staff functions under one executive director, and organizational structure, ABAG and MTC continue to be separate regional entities with their own statutory authorities and responsibilities, policy positions, budgets, and local collaborative programs.


This Budget and Work Program contains the details of all the programs and services provided in fiscal year 2022-23 and the planned activities and budget for fiscal year 2023-24. Additional information is provided at abag.ca.gov.



* Committees conducted jointly with MTC Committees
 ** Advises the Executive Board and Commission directly

02

REGIONAL PLANNING PROGRAM



SECTION 02

REGIONAL PLANNING PROGRAM




The ABAG and MTC Regional Planning Program works on key long-standing challenges facing the region, including housing affordability, transportation infrastructure investment, economic development and resilience to hazards. These efforts include Plan Bay Area 2050 and its Implementation Plan, the Regional Housing Technical Assistance Program, Data Engagement, and the Resilience Program. In all upcoming work, staff will continue to emphasize engagement with local city, town and county partners, as well as with other stakeholders, including residents and businesses across the Bay Area.

This document focuses on the major outward-facing projects and programs to be considered by the ABAG Executive Board and committees throughout the fiscal year. Regional Planning Program staff continue to work collaboratively across functional areas to deliver planning work that distills the region's challenges and opportunities and serves the needs of our diverse communities and residents.



REGIONAL PLANNING PROGRAM

SECTION 02



PLAN BAY AREA 2050
Guiding Principles

- AFFORDABLE** (Icon: House with dollar sign)
- CONNECTED** (Icon: Network of nodes)
- DIVERSE** (Icon: Three stylized people)
- HEALTHY** (Icon: Heart with leaf)
- VIBRANT** (Icon: Bar chart)



PLAN BAY AREA 2050+

Plan Bay Area 2050, the Bay Area's long-range regional plan for transportation, housing, economic development and environmental resilience, was unanimously adopted by the ABAG Executive Board and MTC in fall 2021. The plan laid out a pathway toward a better future for all Bay Area residents through 35 specific strategies and more than 80 near-term implementation actions. Importantly, Plan Bay Area 2050 integrated robust stress-testing of these strategies — against a broad range of external forces like telecommuting adoption, economic boom-bust cycles, and changing land use preferences — to ensure its strategies are equitable and resilient. The adopted plan can be found at planbayarea.org/finalplan2050.

Since the plan's adoption, ABAG and MTC have focused on near-term, high-impact actions identified in its Implementation Plan chapter. In fall 2022, the Joint MTC Planning Committee with the ABAG Administrative Committee received the first annual update on implementation progress, highlighting advancements toward several priorities: securing federal and state monies to deliver the plan's vision; working to scale up the joint agencies' housing portfolio in advance of a potential 2024 ballot measure; and implementing

key growth framework components such as the Transit-Oriented Communities Policy, planning initiatives supporting transit recovery and freeway pricing, and expanded partnerships to advance resilience and conservation work. Further information can be found at planbayarea.org/implementation.

Going into fiscal year 2023-24, ABAG and MTC will embark on a focused update to Plan Bay Area 2050 known as Plan Bay Area 2050+. Plan Bay Area 2050+ will commence in summer 2023 and wrap up in late 2025, consistent with federal and state requirements to update the regional plan every four years. Plan Bay Area 2050+ will build on the prior iteration by making high-impact refinements to select strategies based on implementation work to-date and by integrating the latest post-pandemic planning assumptions, rather than starting from scratch. Given that the Regional Housing Needs Assessment will not be updated this fiscal year — and will be instead included as part of the next major Plan Bay Area update in 2026 — this focused update is anticipated to affect primarily the Transportation and Environment elements of the long-range plan, including integration of MTC's parallel Transit 2050+ modal plan to align transit strategies and investments with tighter fiscal constraints currently experienced by transit operators.

2022-23 HIGHLIGHTS

- Received final approval of Plan Bay Area 2050 by the California Air Resources Board in November 2022, affirming that the long-range plan fulfills all relevant state requirements.
- Produced a detailed update on progress related to 80+ implementation actions featured in Plan Bay Area 2050.
- Conducted initial scoping work related to Plan Bay Area 2050+, including schedule and priorities for the next two fiscal years.


2023-24 GOALS

- Update planning assumptions, revenue forecasts and other relevant data in advance of Plan Bay Area 2050+ Blueprint phase.
- Refine Plan Bay Area 2050 strategies as part of Draft and Final Blueprint phases, with a focus on reflecting implementation progress since the last plan's adoption in 2021.
- Engage the public and key stakeholders in the Plan Bay Area 2050+ process, seeking input on strategy refinements and near-term implementation priorities.



REGIONAL PLANNING PROGRAM

SECTION 02



Mixed-Income Housing Density

DENSITY SHALL MEET OR EXCEED THE FOLLOWING:

	Site Site size less than 1 acre	Commercial Corridor ROW <100' Site Site size 1 acre or more	Commercial Corridor ROW >100' Site Site size 1 acre or more	Site w/in 1/2 mile of major transit stop
Density Metropolitan Jurisdictions	30 du/acre	40 du/acre	60 du/acre	80 du/acre
Density Non-Metropolitan Jurisdictions	20 du/acre	30 du/acre	50 du/acre	70 du/acre

Technical Assistance for Local Planning HOUSING

REGIONAL HOUSING TECHNICAL ASSISTANCE

In its third year, the Regional Housing Technical Assistance (RHTA) program expanded resources to help Bay Area jurisdictions finalize and implement their Housing Elements, which were due to HCD in January 2023. Since the RHTA project launched, ABAG and MTC staff have run more than 25 live, interactive webinars for more than 3,000 attendees from Bay Area jurisdictions focused on updating their Housing Elements. RHTA also convened, in partnership with the Turner Center for Housing Innovation, an in-person series of panel presentations on “Best Practices to Implement SB 9 and Missing Middle Housing in the Bay Area” and provided one-on-one and group forums for navigating the challenges of the 6th Cycle Housing Element process.

ABAG has built a robust collection of technical assistance through its Technical Assistance (TA) Portal, an easily searchable collection of resources for government staff. The RHTA team has also provided services as varied as housing simulation tools, communications resources, and opportunities for jurisdictions to gather by county to share consultant support and collaborate on regional issues. Looking to the future, ABAG will continue providing technical assistance to Bay Area jurisdictions as they implement their Housing Elements and build out its portfolio of tools flexible enough to tailor solutions for each jurisdiction’s unique challenges.

2022-23 HIGHLIGHTS

- Supported the expansion of the TA, providing a one-stop-shop for access to more than 200 case studies, data sets, interactive tools, model ordinances, reports, toolkits, trainings and much more.
- Continued an interactive training series with more than 25 webinars since the program began. This year, the focus shifted from drafting Housing Elements to adoption and implementation facets. Included in this focus, RHTA expanded its suite of webinars and its legal and legislative resources with support from Goldfarb and Lipman LLP.
- Created toolkits to help jurisdictions talk productively about housing with their residents.
- Developed best practices for equitable engagement and helped jurisdictions access free translation and interpretation services to make sure all residents could take part in the Housing Element process.
- Saved each jurisdiction more than \$30,000 by providing shared consultant services, tools and resources. Additionally, sub-grants to 109 jurisdictions and seven regional planning collaboratives provided \$11 million in support of local housing planning priorities.

- Convened two new workgroups: the Leading with Equity Workgroup, to help housing staff advance racial and housing equity policies and programs within their Housing Element work, and the Transforming Malls and Office Parks Workgroup, to help staff learn about transforming aging malls and office parks into neighborhoods affordable to households across the income spectrum.
- Developed a Farmworker Housing Toolkit to provide a one-stop information source to assist local agencies in including the special housing needs of farmworkers within their Housing Elements.
- Expanded the data available in the Housing Element Site Selection (HESS) Tool, which identifies potential sites in all Bay Area jurisdictions for Housing Element site inventories and flags those likely to require rezoning to be used under new state laws.
- Continued to provide data to jurisdictions for more than 60 data points that can be placed directly into the Housing Needs section of each jurisdiction’s Housing Element.

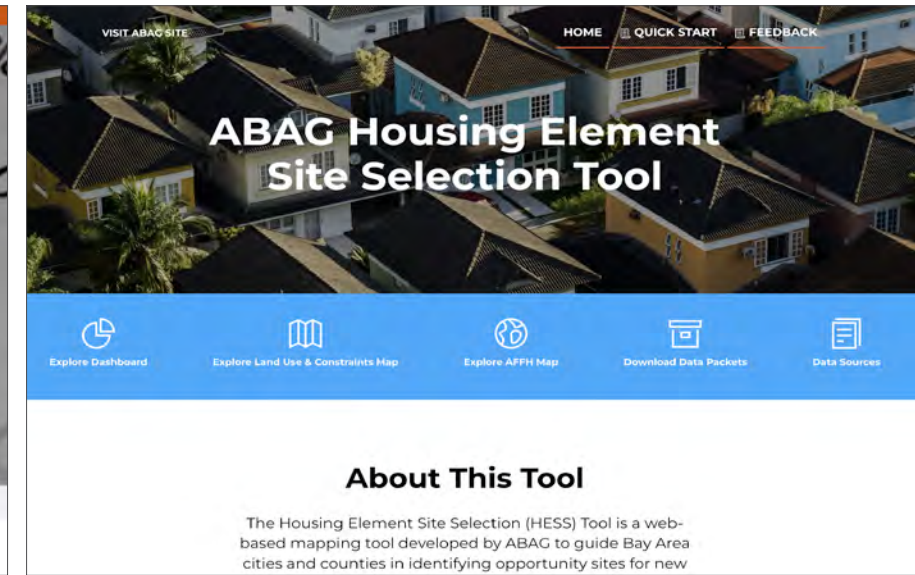
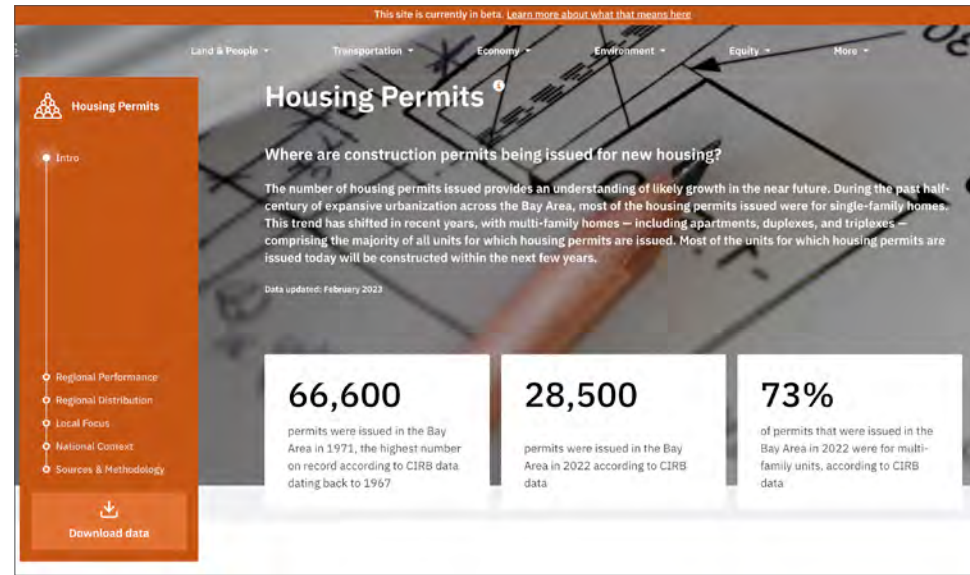
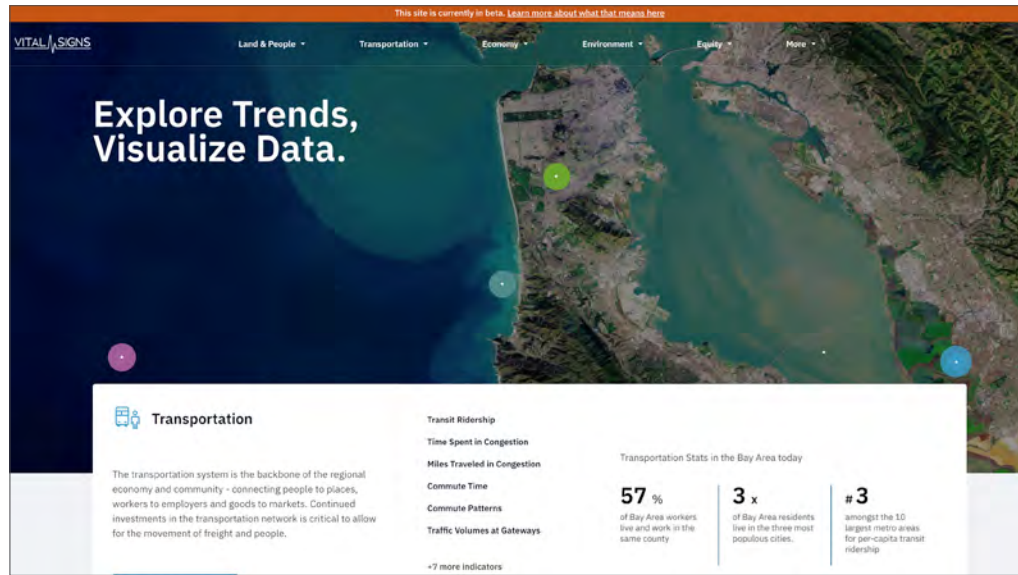
2023-24 GOALS

- Collaborate with MTC to expand and integrate the RHTA program into the Regional Early Action Planning Grants of 2021 (REAP 2.0), which will support the BAHFA Housing Preservation Pilot and Priority Sites Pilot programs.
- Convene a farmworker housing and additional workgroups to further educate local jurisdiction staff on regional housing priorities.
- Continue to serve as a liaison between local jurisdictions and HCD as the agency provides regulatory oversight for implementing Housing Elements.
- Continue to support staff and elected officials in the Bay Area with trainings and tools to help them implement their Housing Element updates.
- Scope opportunities to support local jurisdictions with implementing local Housing Elements and regional housing priorities, including policy development and rezoning.



REGIONAL PLANNING PROGRAM

SECTION 02



DATA ENGAGEMENT

VITAL SIGNS

Vital Signs is the Bay Area's regional performance monitoring initiative. This interactive website includes data for 41 indicators related to transportation, land use, the economy, the environment and social equity. Spurred by the adoption of the original Plan Bay Area in 2013, Vital Signs regularly tracks progress toward crosscutting goals established in long-range regional plans, as well as federally mandated short-range performance targets. Data typically are available at the regional, county, city and neighborhood levels, and colorful interactive charts and maps help users to visualize the data. Updates to the website occur roughly once every two years.

BAY AREA SPATIAL INFORMATION SYSTEM

The Bay Area Spatial Information System (BASIS) manages key regional datasets on an industry standard platform, empowering regional and local stakeholders to manage, update and disseminate these datasets via an intuitive user interface. BASIS is an evolution of past data management efforts and a reimagining of the Local Policy Development Survey and Land Use Measurement (1976-77) that collected data from local Bay Area jurisdictions for regional forecasts and long-range regional planning activities.

HOUSING ELEMENT SITE SELECTION

The Housing Element Site Selection (HESS) Tool is a web-based mapping tool developed by the ABAG and MTC Data and Visualization Team for the Regional Housing Technical Assistance program. The tool guides Bay Area cities and counties in identifying opportunity sites for new housing that align with state RHNA requirements and support regional and local priorities, including equity, growth and climate goals. HESS is the Bay Area's most comprehensive regionwide inventory of parcel-level local General Plan and zoning designations and policies.

2022-23 HIGHLIGHTS

- Completed several enhancements to Vital Signs ("Vital Signs 2.0") website to improve the user experience through more modern designs, refreshed data visualizations and improved navigation.
- Completed upgrades to the back end of Vital Signs website to improve site sustainability and security.
- Completed updates to key Vital Signs indicator pages for economy, transportation, land and people, and environment elements, showcasing the latest data.
- Developed new online tools such as HESS to help local jurisdictions plan for new housing to meet their RHNA obligations.
- Provided ongoing technical assistance and data services to local jurisdictions updating their Housing Elements.

2023-24 GOALS

- Release public-facing version of the HESS tool that allows users to view and explore sites, data and sources.
- Explore opportunities to build additional web-based tools and datasets. HESS and the parcel-level database of General Plan/zoning policies provide examples of tools that can support local planning while simultaneously automating the collection of local data — in collaboration with local jurisdictions — for regional planning and program development.
- Investigate opportunities to expand and formalize a GIS technical assistance program for smaller jurisdictions facing limited technical capabilities and resources. Assistance may take the form of direct support to local staff (one-on-one or webinars), building web-based tools, and joint software purchasing agreements.
- Work with regional partners and local jurisdictions to explore common data standards and tools that enable seamless data management, analysis and visualization on the BASIS platform.
- Explore opportunities to add new indicators to Vital Signs — focusing on land use, housing, equity, the economy and transportation — to support local jurisdictions in planning and development work.
- Continue onboarding new datasets onto BASIS that support the work of ABAG, MTC, regional partners and local jurisdictions.



REGIONAL PLANNING PROGRAM

SECTION 02



RESILIENCE & ENVIRONMENTAL PLANNING

The Resilience Program continues to support hazard mitigation and climate adaptation research, planning and action for a resilient Bay Area. The program offers local government leaders access to robust technical analyses, best practices for disaster resilience, and special events featuring prominent local and national resiliency experts. During the previous year, the Resilience Program led the development of implementation actions to advance Plan Bay Area 2050 strategies; namely, to adapt the region's shoreline to sea level rise and modernize deficient older buildings with energy, water, seismic and wildfire upgrades.

Resilience is now incorporated into the Regional Housing Technical Assistance Program, which offers local governments resources to incorporate resilience into their upcoming Housing Element updates with a working group dedicated to planning for housing in areas with significant wildfire risk.

2022-23 HIGHLIGHTS


- Worked with regional stakeholders on an implementation approach for adopted Plan Bay Area 2050 resilience strategies.
- Coordinated with state agencies, including the Governor's Office of Planning and Research and CAL FIRE, to support Bay Area jurisdictions in integrating resilience into their Housing Element updates. With partners, the Resilience Program developed technical memos, compiled data on housing exposure, and hosted workshops to support local staff with strategic resilience decisions.
- Launched the Sea Level Rise Adaptation Funding and Investment Framework. This co-led project with the Bay Conservation and Development Commission (BCDC) will update regional accounting for sea level rise adaptation and analyze new revenues to fill gaps.

2023-24 GOALS

- Advance the Sea Level Rise Adaptation Funding and Investment Framework with BCDC. Produce deliverables to support near-term decisions on state resilience funding and work toward a final report outlining long-term approaches to raising revenue for shoreline adaptation.
- Work with the Bay Area Regional Collaborative, state agencies and local governments to scope and pursue funding for regional adaptation planning that will satisfy federal requirements for a Resilience Improvement Plan and address other regional adaptation needs.
- Support Bay Area cities and counties to advance resilient housing strategies identified in local Housing Elements, safety elements or local hazard mitigation plans.



03

LOCAL GOVERNMENT SERVICES



SECTION 03

LOCAL GOVERNMENT SERVICES



The Local Government Services section provides a range of programs and services that promote resilience and equity. Key goals include protection, enhancement and restoration of the San Francisco Bay-Delta Estuary; natural gas affordability through a purchasing pool; energy and water conservation programs and infrastructure through ABAG POWER and BayREN; funding for housing through the Bay Area Housing Finance Authority (BAHFA); and assistance to local governments and nonprofits in accessing tax-exempt bond financing for housing, schools, hospitals, clinics, parks and other projects through the Advancing California Financing Authority (ACFA).



SECTION 03



ESTUARY PARTNERSHIP

The San Francisco Estuary Partnership and its cooperating agencies and organizations work on a wide array of projects and activities in support of the Partnership's mandate: to protect, enhance and restore the San Francisco Estuary.

2022-23 HIGHLIGHTS

- Released the 2022 San Francisco Estuary Blueprint, a roadmap for protecting and restoring the Estuary. With over 200 contributing entities, it includes 25 actions for increasing the health and resilience of the Estuary. The Estuary Blueprint website provides a Story Map tour of the Blueprint, as well as detailed progress-tracking for every action.
- Partnered with disadvantaged and underrepresented communities and tribes around the Bay to address historic and continuing racial, social and tribal injustices in water management.
- Worked with 15 community partners and six tribal partners to complete a Regional Needs Assessment related to water supply, water quality, flood protection, stormwater management and public green space. The assessment identified projects to possibly fund through the Integrated Regional Water Management Program.
- Staffed the San Francisco Bay Restoration Authority in partnership with the State Coastal Conservancy. Partnership staff review grant applications, prepare staff recommendations, manage funded projects and support the Authority's Citizen Oversight Committee. The Authority funded the fifth round of projects to improve habitat along the shoreline of the San Francisco Bay and continued its Community Grants Program.

- Awarded over \$16 million in new funding to advance nature-based infrastructure, drought relief, equity and environmental justice, regional wetlands monitoring, and climate adaptation projects.

2023-24 GOALS

- Host the 16th Biennial State of the Estuary Conference in 2024.
- Partner with community-based organizations to launch the Estuary Youth Council, which will provide professional development opportunities to emerging environmental leaders from underrepresented and underserved communities and spotlight youth-centered perspectives on the Estuary.
- Facilitate implementation of shoreline nature-based infrastructure to benefit flood protection, habitats, water quality and recreational opportunities.
- Use funding from the Federal Bipartisan Infrastructure Bill allocated to the National Estuary Program to advance regional climate adaptation projects, improve outreach and communications, and promote equity.



LOCAL GOVERNMENT SERVICES

SECTION 03



BAY AREA REGIONAL ENERGY NETWORK (BAYREN)

BayREN is a local government coalition of all nine Bay Area counties, led by ABAG staff, that supports communities in equitably achieving California's climate and energy goals. As one of the state's four Regional Energy Networks (with a fifth pending approval), BayREN provides regional-scale energy efficiency programs, services and resources that reflect the needs of the region.

BayREN works closely with ABAG and MTC to inform regional planning and leverage resources. BayREN also collaborates with the Bay Area's seven Community Choice Aggregators to ensure comprehensive building upgrades and unified messaging.

2022-23 HIGHLIGHTS

- Celebrated 10 years of service to communities in the Bay Area. Since 2013, BayREN has paid over \$66 million in rebates to renters and single-family and multifamily homeowners for making energy retrofits and dispersed more than \$2.5 million in rebates to single-family homeowners for receiving a Department of Energy Home Energy Score.
- Submitted eight-year Business Plan to the California Public Utilities Commission (CPUC) outlining future programs, goals, requests and operating budgets through 2031.
- Hosted a two-day equity retreat for staff and local government partners to advance equity efforts described in the Strategic Plan. Three working groups emerged from the retreat and will continue work for the foreseeable future, targeting language, communication and regional efforts.
- Launched the Resilient Libraries Network pilot program to transform six local libraries into Community Resilience Centers.
- Convened with California's four other approved RENs to coordinate the creation of CalREN, which will facilitate cost- and resource-sharing, unified messaging, and regulatory advocacy.

- Continued partnerships with local jurisdictions and news outlets to expand consumer awareness; notable partners include Univision, Telemundo and KTSF.
- Launched the BayREN Business FLEXMarket program to help small- and medium-sized businesses complete energy efficiency and electrification upgrades.
- Redesigned BayREN's nationally recognized multifamily program to align with the CPUC's equity policy goals by introducing four bonus rebates focused on resident health, comfort and safety.
- Funded case studies conducted by the County of San Mateo to determine and analyze local costs and barriers to electrification of single-family homes.


2023-24 GOALS

- Advance equity efforts through implementation of BayREN's 2025 Strategic Plan.
- Expand stakeholder engagement to identify new partnership opportunities, particularly with community benefit organizations and non-English language engagement.



LOCAL GOVERNMENT SERVICES

SECTION 03



ABAG POWER

ABAG Publicly Owned Energy Resources (POWER) was formed in 1998 to provide leadership for local governments in energy management and aggregated energy procurement. POWER offers its 37 members a regionwide natural gas purchasing pool that spans 12 counties, aiming to provide lower, more stable rates compared to the default energy provider (Pacific Gas and Electric Company). The program serves cost-sensitive public facilities including hospitals, police and fire stations, zoos, and community centers. More recently, the program has aided local governments in achieving climate-related goals.

2022-23 HIGHLIGHTS

- Advanced the program's Strategic Implementation Roadmap by quantifying the portfolio's GHG emissions and adopting a framework enabling voluntary participation in the carbon markets to indirectly offset GHG emissions.
- Developed and adopted a Senate Bill 1383-compliant renewable natural gas program to assist member jurisdictions in meeting annual procurement requirements established by CalRecycle.
- Insulated member agencies from energy market price volatility caused by Russia's war in Ukraine and extreme weather.

2023-24 GOALS

- Indirectly offset greenhouse gas emissions caused by the combustion of natural gas at all facilities in the program's portfolio.
- Develop and adopt a voluntary transitional electrification incentive to facilitate and accelerate the electrification of buildings and vehicles.
- Examine opportunities to increase program membership while enacting the Strategic Implementation Roadmap.

ADVANCING CALIFORNIA FINANCING AUTHORITY (ACFA)

In 2018, ABAG created a new conduit finance authority to provide more secure, lower-cost, convenient financing for public benefit projects. ACFA is staffed by the Finance and Local Government Services sections, with professional assistance from legal and finance consultants at Nixon/Peabody, Public Financial Management and Sperry Capital. Each year, ACFA contributes any surplus fee revenue to ABAG's general fund to expand successful regional programs and create new ones.

ACFA continues the work of ABAG's Finance Authority for Nonprofits (FAN), founded in 1978. FAN issued \$8 billion in tax-exempt bond financing for 12,000 units of affordable housing, hospitals and medical clinics, private schools, cultural institutions, water and wastewater systems, transit systems, and other public infrastructure. On July 1, 2020, ACFA began managing nearly \$2 billion in outstanding bonds previously managed by FAN to streamline and improve the process.

2022-23 HIGHLIGHTS

- Helped cities and project sponsors with outstanding FAN bonds amend their original financing agreements as needed to continue meeting their obligations, or to refinance.
- Met with other Local Government Services staff to determine if ACFA might be helpful in scaling up funding for their successful energy, water and housing conservation programs.

2023-24 GOALS

- Educate the region's municipalities on the time and cost savings of issuing municipal debt via a conduit authority and the unique benefits of using ACFA to do so.
- Work with Bay Area Housing Finance Authority (BAHFA) staff to explore the use of ACFA bond financing for ABAG's energy and water conservation programs to reduce operating costs for affordable housing across the region.
- Contribute surplus fee revenue to the ABAG general fund or appropriate ABAG programs.
- Help the region's 101 cities and nine counties meet their infrastructure and state-mandated housing goals by providing low-cost, convenient financing assistance for local projects.



LOCAL GOVERNMENT SERVICES

SECTION 03



BAY AREA HOUSING FINANCE AUTHORITY (BAHFA)

In 2019, AB 1487 (Chiu) established BAHFA, the state's first regional housing finance authority, as a shared initiative of ABAG and MTC. BAHFA is equipped with a powerful set of funding and finance tools to deploy across the region, including the ability to raise substantial new housing revenue from a regional ballot measure, state and federal appropriations, and philanthropic and corporate contributions. BAHFA will collaborate with public and private sector partners to attract new resources to address the 3Ps of housing: protection of current residents, preservation of existing homes and production of new homes.

2022-2023 HIGHLIGHTS

- Hired five staff members and onboarded a Partnership for the Bay's Future Policy Fellow, who is working on BAHFA's Preservation Pilot.
- Launched five pilots:
 - Doorway Housing Portal: This online affordable housing tool enables housing-seekers to apply for opportunities from phones and personal computers. This tool is in development via a consultant and a six-month Google Fellowship, which provides 14 Google engineers and product designers for full-time, pro bono technical support.
 - Preservation: These resources assist community-based organizations in preserving existing housing and preventing displacement. The effort's first step created the Welfare Tax Exemption Preservation Program (WTEPP) to help developers secure the state's property tax exemption for low-income housing. Four WTEPP transactions closed in 2022. \$15 million in REAP 2.0 preservation funding is expected, and BAHFA will release a Notice of Funding Availability by the end of the fiscal year.
 - Affordable Housing Pipeline Database: Working with Enterprise Community Partners, the 2022-23 Pipeline database has been completed, revealing that almost 33,000 affordable homes are in predevelopment in the Bay Area.

- Anti-Displacement and Homelessness Prevention: Researched and coordinated assistance to local governments, including a research study on eviction data across the Bay Area aimed at understanding trends underlying evictions. Secured resources to create a shallow rental subsidy program aimed principally at seniors on fixed incomes.
- Secured approval from BAHFA Board and ABAG Executive Board to pursue a potential 2024 regional housing measure, likely in the form of a \$10-\$20 billion general obligation bond.
- Conducted outreach to discuss a regional housing measure, including stakeholders such as housing staff in all nine counties, service providers, housing collaboratives, tenants' rights groups and affordable developers.
- Connected developers working on the Welfare Tax Exemption Preservation Program with BayREN to pursue energy efficiency installations that will reduce operating costs, with plans to strengthen that effort in the upcoming REAP 2.0 preservation projects.
- Secured eligibility to apply for new affordable housing funds included in the 2023 federal omnibus spending bill. Worked with partners throughout the year to advocate for better delivery of state funding resources to reduce development costs.
- In partnership with Turner Housing Innovation Labs and the Housing Accelerator Fund, applied


- for \$10 million in Higher Impact Transformative REAP 2.0 funding aimed at incubating new technologies designed to reduce construction costs.
- Completed drafts of BAHFA's Equity Framework and Funding Programs.
- Released a request for proposals from consultants to assist local governments navigating recent changes to SB 35, a housing streamlining bill that could save substantial time and costs on affordable developments.

2023-24 GOALS

- Continue implementation of BAHFA's pilot programs, including:
 - Launch beta version of Doorway Housing Portal, including affordable housing listings.
 - Release Notices of Funding Availability for the REAP 2.0 Preservation and Priority Sites Pilots.
 - Commence Eviction and Legal Services Research Study.
- Provide regional technical assistance, including SB 35 program.
- Complete and secure governing agencies' approval of BAHFA Business Plan.
- Conduct regional meetings and 1:1 stakeholder outreach, make presentations to jurisdictions throughout the region, provide public information, and take additional steps to prepare for a potential 2024 regional housing bond measure.

04

OPERATIONS



04

SECTION

OPERATIONS



REGIONAL TRAILS

While the ABAG-MTC Operations section covers many transportation programs and projects, the only program that falls under the ABAG budget is the Regional Trails program, which includes the San Francisco Bay Trail and connections to other regional trail systems.


These projects are coordinated by ABAG and MTC and implemented by local agencies and organizations. The Regional Trails program is now within the Design and Project Delivery section under Operations to take advantage of the section's active transportation design, delivery and construction knowledge.

The Regional Trails program advances protection and stewardship of natural resources and expands the system of urban trails, parks and bikeways for both commute and recreational purposes to increase the quality of life, health and economic prosperity of the region. This upcoming fiscal year, through strong partnerships with local agencies and organizations, staff will support these programs by providing technical assistance, allocating funding, promoting awareness, and participating in regional and local planning efforts.



OPERATIONS

SECTION 04



2022-23 HIGHLIGHTS

- Completed Bay Trail Fundraising Strategy.
- Completed Phase I Bay Trail Equity Strategy.
- Procured and initiated Bay Trail Gap Closure Implementation Plan.
- Procured and initiated San Francisco Airport (SFO) Gap Study.
- Initiated Bay Trail Strategic Plan procurement.
- Initiated Bay Trail Design Guidelines & Toolkit 2.0 procurement.
- Coordinated major project improvements on SR-37 (interim and PEL), the West Oakland Link, Lake Merritt to Bay Trail Connector, and Vallejo Bay Trail/Vine Trail.
- Maintained partnerships on regionwide and local planning related to sea level rise with Bay Adapt, Doolittle Adaptation Working Group, Hayward Regional Shoreline Adaptation Master Plan, and San Francisco Bay Trail Risk Assessment and Adaptation Prioritization Plan.
- Administered Bay Trail and Water Trail grants to local partners.
- Participated in Bay Area Trails Collaborative and Collaboration for Regional Trails Initiative.
- Maintained partnerships on Bay Trail outreach with organizations for annual and monthly events such as Bay Day, Bike to Wherever Days and Bay Trail Confidential.
- Continued regular contact and coordination with local and regional partners related to technical assistance on the Bay Trail.
- Provided administrative support for the Bay Trail Non-Profit, including Bay Trail Board and Bay Trail Steering Committee meetings.
- Continued social media strategy implementation for Bay Trail social media accounts.
- Supported Bay Trail and Bay Day events via MTC social media channels.
- Continued partnership with Doug McConnell to sponsor and develop episodes of NBC Bay Area's Open Road, highlighting the Bay Trail and raising program awareness.

2023-2024 GOALS

- Continue to develop the Bay Trail Gap Closure Implementation Plan.
- Continue to develop the SFO Gap Study.
- Kick off and deliver tasks under Bay Trail Strategic Plan.
- Kick off and deliver tasks under Bay Trail Design Guidelines & Toolkit Update 2.0.
- Begin internal scoping for Bay Trail Data Strategy, Bay Trail Needs Assessment and O&M Plan, Technical Assistance, and Bay Trail Equity Strategy Implementation Playbook.
- Continue to administer the Bay Trail Non-Profit while working toward development of a sustainable, independent Bay Trail non-profit.
- Secure funding for quick-build improvement projects along major regional corridors.
- Close out Water Trail Block Grant #2 and return program to State Coastal Conservancy.
- Continue to administer grants under Block Grants #5 and #6 and work to identify additional Bay Trail projects to fund with remaining grant program funds.
- Continue to provide trail planning and design technical assistance to local agencies, promote awareness, and strengthen partnerships.

05

LEGISLATION AND PUBLIC AFFAIRS



SECTION 05

LEGISLATION AND PUBLIC AFFAIRS



The Legislation and Public Affairs (LPA) section serves ABAG and MTC through communications, media relations, public engagement, records management, digital promotion including social media, and web and graphic design, along with state, local and federal legislative analysis and advocacy. These tasks include informing and engaging ABAG's membership — including local officials, advocacy organizations and the general public — about ABAG's programs and services.

LPA's public engagement and communications activities include holding public workshops and forums and managing ABAG's and MTC's web and digital communications, including the Bay Link blog and the Plan Bay Area website. Due to the COVID-19 pandemic, all of this engagement work has remained online via virtual platforms during FY 22-23.

Legislative staff monitors and analyzes state and federal legislation for impacts on Bay Area transportation, land use, housing and other issues, as well as on ABAG's and MTC's overall long-range planning objectives. Staff coordinates with other local, regional and statewide organizations; develops legislative proposals and analyses; recommends positions on pending legislation to the Joint MTC/ABAG Legislation Committee; obtains Executive Board approval; and communicates adopted positions to the appropriate legislative bodies. Advocacy includes staff and Executive Board member visits with state and federal elected officials.

Finally, the graphics team develops maps, visuals, reports and videos to enhance communication efforts, while the the MTC-ABAG Library provides library and research services for the Executive Board, the Commission, partner agencies and the public.



LEGISLATION AND PUBLIC AFFAIRS

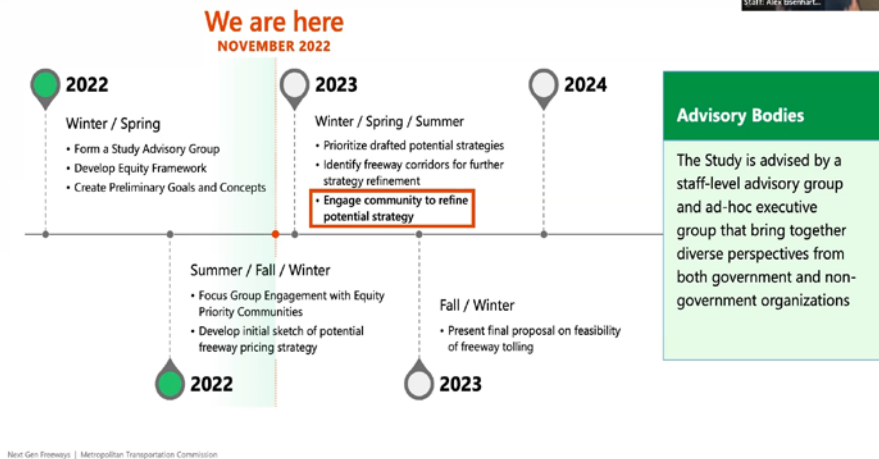
SECTION 05



Understanding Residential Development in Commercial Zones SB 6 and AB 2011

Barbara E. Kautz
Nazanin Salehi
Goldfarb & Lipman LLP
March 1, 2023

Study Timeline



PUBLIC OUTREACH

2022-23 HIGHLIGHTS

- Planned and coordinated a full General Assembly in June 2022, which highlighted ABAG activities during the fiscal year. Presentations focused on the Bay Area Housing Finance Authority and Expanded Regional Housing Portfolio and the potential 2024 regional housing ballot measure.
- Provided outreach and support for Plan Bay Area 2050+:
 - Developed the Public Participation Plan for Plan Bay Area 2050+, the latest update to the region's long-range plan, as required by state law.
 - Planning began for public engagement activities related to the launch of Plan Bay Area 2050+.
 - Updated Plan Bay Area website in preparation for the launch of Plan Bay Area 2050+.
 - Updated distribution lists for Plan Bay Area e-newsletter.
 - Developed the engagement program for Round 1 of Plan Bay Area 2050+ public and stakeholder engagement.

- Provided outreach and support for RHTA activities:
 - Convened an in-person meeting around missing middle housing in partnership with the Turner Center for Housing Innovation.
 - Produced more than 10 interactive webinars on a variety of Housing Element topics, including several housing laws webinars and a webinar for elected officials highlighting the RHTA program and available resources.
 - Developed webpages and more than 200 items of technical assistance; maintained and refined the Technical Assistance Portal to present materials for jurisdictions in an easy-to-access format.
 - Created a communications toolkit, including a guide for jurisdiction staff and elected officials to use in discussing housing with community members; a social media campaign; a housing sentiment survey; and a media training webinar for jurisdictions.
 - Developed best practices guide for equitable engagement and a guide for engaging farmworkers in the Housing Element Process; helped jurisdictions access free translation and interpretation services to make sure all residents could join the process.

- Produced regular news updates and stories on the ABAG website.
- Developed e-blasts and other outreach materials to update local governments on technical assistance resources and activities.
- Continued to support various programs and projects through press releases, website updates, news stories and other communication channels.

2023-24 GOALS

- Plan and coordinate the General Assembly and other regional forums and outreach activities in a virtual, in-person or hybrid environment, as needed.
- Facilitate access to ABAG programs, projects, initiatives and resources using the website and social media.
- Implement Round 1 of public engagement for Plan Bay Area 2050+ (summer-fall 2023).
- Report back on what we heard from the public during Round 1 of Plan Bay Area 2050+ public engagement.
- Develop the engagement program for Round 2 of Plan Bay Area 2050+ engagement.
- Implement Round 2 of Plan Bay Area 2050+ public engagement (spring 2024).
- Continue developing and implementing RHTA community relations products and tools.
- Provide ongoing outreach and support for RHTA webinars and other activities.
- Continue to distribute a bi-monthly electronic newsletter with updates and planning information.



LEGISLATION AND PUBLIC AFFAIRS

SECTION 05



LEGISLATION


2022-23 HIGHLIGHTS

- Advocated for Plan Bay Area 2050 priorities via implementation of the Bipartisan Infrastructure Law, including reauthorization of the federal surface transportation program and major increases in transit, highway formula and discretionary funding. Supported a range of other state legislation to advance Plan Bay Area 2050 implementation.
- Secured BAHFA eligibility within a new \$85 million HUD “Yes in My Backyard” grant program. Secured report language urging HUD to support regional approaches to solving the housing crisis.
- Engaged with White House Council on Environmental Quality and U.S. DOT to support Justice40 implementation; ensured that Plan Bay Area 2050 Equity Priority Communities were adequately reflected in federal “disadvantaged communities” designations.
- Advocated for and secured \$3 billion in the 2022 state budget to support affordable housing production, preservation and protection (the 3Ps).
- Secured significant state funds to combat homelessness, including \$1 billion for the Homeless Housing, Accountability, and Prevention Program; \$1.5 billion for bridge housing; and \$700 million for Encampment Resolution grants.
- Secured \$19 billion in state funds for climate change and energy, \$619 million for the transition to zero-emissions vehicles, \$534 million for drought and water resilience, and \$30 million for wildfire and forest resilience.
- Secured \$11 billion state transportation funding package to support implementation of Plan Bay Area 2050 transit, active transportation and resilience projects.
- Advocated for new state programs in transportation resilience improvements. Supported SB 1049 (Dodd), which would have created a new dedicated resilience program and prioritized funding for high-priority vulnerable infrastructure. Successfully advocated for integration of key bill provisions into budget trailer bill legislation, establishing new state and local Transportation Climate Adaptation Programs funded at roughly \$400 million.

2023-2024 GOALS

- Implement the ABAG-MTC Joint 2023 Advocacy Program at the state and federal levels.
- Secure enactment of AB 1319 (Wicks), the BAHFA “clean up” legislation to address unintended statutory limitations in advance of a potential 2024 regional revenue measure.
- Support BAHFA pilots by monitoring legislation and supporting policies that enhance ongoing pilots. Ensure any legislation introduced related to a statewide rental application portal complements BAHFA’s Doorway program.
- Coordinate with key Bay Area stakeholders regarding placement of a potential regional housing measure on the November 2024 ballot, in accordance with BAHFA/Executive Board direction.
- Pursue a statewide ballot measure in November 2024 to amend California’s State Constitution to enable local and regional affordable housing bonds to be approved by a simple majority.
- Secure additional state funding to support new affordable housing construction and housing-supportive infrastructure; protect existing residents from unjust evictions and displacement; support federal investment in affordable housing, including grants to local governments and revisions to the federal Low Income Housing Tax Credit program.
- Support a range of strategies to increase housing production and preservation, including legislation to boost housing density near jobs-rich, high-quality transit and high-resource areas.
- Pursue funding and policies that support regional and local climate adaptation funding.
- Support a range of strategies to assist in Plan Bay Area 2050 implementation.

06 BUDGET



ABAG ADMINISTRATION BUDGET – PROPOSED

	FY 2022-23 APPROVED	ACTUALS AS OF 12/31/22	FY 2023-24 PROPOSED	DIFFERENCE \$ INCREASE/(DECREASE)	DIFFERENCE % INCREASE/(DECREASE)
REVENUES					
Membership Dues	\$ 2,591,505	\$ 2,591,503	\$ 2,850,655	\$ 259,150	10%
Interest Revenue	252	(30)	3,680	3,428	1362%
Other Revenue	587,379	225,876	480,257	(107,122)	-18%
TOTAL REVENUES	\$ 3,179,135	\$ 2,817,349	\$ 3,334,592	\$ 155,457	5%
EXPENSES					
Other Post-Employment Benefits (OPEB)	587,379	224,098	479,579	(107,800)	-18%
Public Employees' Retirement System (PERS)	1,743,993	1,743,993	1,135,360	(608,633)	-35%
Total Retirement Expenses	2,331,372	1,968,091	1,614,939	(716,433)	-31%
Memberships	25,000	30,000	45,000	20,000	80%
Consultants	198,000	78,494	499,800	301,800	152%
Legal Service	125,000	150	131,100	6,100	5%
Audit	173,500	94,447	175,500	2,000	1%
Total Contractual Services	521,500	203,091	851,400	329,900	63%
Travel	2,000	1,563	2,000	-	0%
Meals	5,000	3,231	7,500	2,500	50%
Conference/Training and Fees	8,000	-	10,000	2,000	25%
Beale Assessments	98,432	49,216	221,562	123,130	125%
Storage Rental	4,428	2,922	4,500	72	2%
Committee/Board Member Stipend	120,000	45,750	120,000	-	0%
Bank Service Charges	10,000	2,812	3,000	(7,000)	-70%
Insurance	231,830	191,986	259,252	27,422	12%
Miscellaneous	-	911	-	-	0%
Total General Operating Expenses	479,690	298,391	627,814	148,124	31%
TOTAL EXPENSES	\$ 3,332,562	\$ 2,469,573	\$ 3,094,153	\$ (238,409)	-7%
OPERATING SURPLUS/(DEFICIT) BEFORE TRANSFERS	\$ (153,427)	\$ 347,776	\$ 240,439	\$ 393,866	
TRANSFERS					
Transfers In					
San Francisco Estuary Partnership (SFEP)	\$ 207,633	\$ -	\$ -	\$ (207,633)	-100%
Bay Area Regional Network (BayREN)	165,000	-	-	(165,000)	-100%
Total Transfers In	372,633	-	-	(372,633)	-100%
Transfers (Out)					
Bay Area Regional Collaborative (BARC)	(185,425)	(18,963)	(188,374)	(2,949)	2%
Total Transfers (Out)	(185,425)	(18,963)	(188,374)	(2,949)	2%
TOTAL TRANSFERS	\$ 187,209	\$ (18,963)	\$ (188,374)	\$ (375,583)	-201%
OPERATING SURPLUS/(DEFICIT)	\$ 33,782	\$ 328,813	\$ 52,065	\$ 18,283	

ABAG ADMINISTRATION CONTRACT SUMMARY – PROPOSED

WORK ELEMENT	WORK ELEMENT DESCRIPTION AND CONTRACTUAL SERVICES	FY 2022-23 APPROVED	ACTUALS AS OF 12/31/22	FY 2023-24 PROPOSED	CHANGE \$ INCREASE/(DECREASE)
1132	MTC Advocate Legislative Programs				
	General Assembly Logistics	\$ 12,000	\$ -	\$ 24,000	\$ 12,000
	Translation Services	10,000	-	-	(10,000)
	TOTAL	\$ 22,000	\$ -	\$ 24,000	\$ 2,000
1150	MTC Executive Office				
	California Association of Councils of Governments (CALCOG)	\$ 10,000	\$ 30,000	\$ 30,000	\$ 20,000
	National Association of Regional Councils (NARC)	15,000	15,000	15,000	-
	TOTAL	\$ 25,000	\$ 45,000	\$ 45,000	\$ 20,000
1151	MTC Legal Management				
	Legal Service	\$ 100,000	\$ -	\$ 104,900	\$ 4,900
	General Governance	25,000	150	26,200	1,200
	TOTAL	\$ 125,000	\$ 150	\$ 131,100	\$ 6,100
1152	MTC Financial Management				
	Tax Filing	\$ 9,000	\$ -	\$ 10,000	\$ 1,000
	Other Post-Employment Benefits Actuary Report	13,000	-	11,800	(1,200)
	Caseware Consulting Services	2,000	2,015	2,000	-
	Audit Services	173,500	94,447	175,500	2,000
	TOTAL	\$ 197,500	\$ 96,462	\$ 199,300	\$ 1,800
1161	MTC Information Technology Services				
	Website operations, maintenance, enhancement, and hosting	\$ 150,000	\$ 74,794	\$ 200,000	\$ 50,000
	Website Refresh and Redesign	-	-	250,000	250,000
	Domain Registrations	2,000	1,685	2,000	-
	TOTAL	\$ 152,000	\$ 76,479	\$ 452,000	\$ 300,000
TOTAL CONTRACTUAL SERVICES		\$ 521,500	\$ 203,091	\$ 851,400	\$ 329,900

ABAG ADMINISTRATION GRANTS SUMMARY – PROPOSED

FUND SOURCE	GRANT NAME/ NUMBER	AWARD	EXPIRATION DATE	GRANT AWARD AMOUNT	LIFE-TO-DATE (LTD) ACTUALS	FY 2023-24 NEW GRANTS	FY 2023-24 STAFF BUDGET	FY 2023-24 CONSULTANT BUDGET	PROJECTED REMAINING GRANT BALANCE
2310	Regional Early Action Planning (REAP)		12/31/2023	\$ 23,966,861	\$ 9,716,362	\$ -	\$ -	\$ 14,250,499	\$ -
2800	Coastal Conservancy 14-003		12/31/2041	1,021,992	585,728	-	-	436,264	-
2809	Coastal Conservancy 19-086		02/28/2024	445,000	14,903	-	-	430,097	-
2811	Coastal Conservancy 19-134		01/31/2024	1,098,250	33,124	-	-	1,065,125	-
2812	Coastal Conservancy 19-147		01/31/2024	450,000	120,000	-	-	330,000	-
TOTAL				\$ 26,982,103	\$ 10,470,117	\$ -	\$ -	\$ 16,511,985	\$ -

BAYREN ENERGY BUDGET — PROPOSED

	FY 2022-23 APPROVED	ACTUALS AS OF 12/31/22	FY 2023-24 PROPOSED	DIFFERENCE \$ INCREASE/(DECREASE)	DIFFERENCE % INCREASE/(DECREASE)
REVENUES					
California Public Utilities Commission (CPUC) Grant	\$ 26,358,689	\$ 8,698,505	\$ 36,564,040	\$ 10,205,351	39%
Other Grant	75,000	26,585	-	(75,000)	-100%
TOTAL REVENUES	\$ 26,433,689	\$ 8,725,090	\$ 36,564,040	\$ 10,130,351	38%
EXPENSES					
Single Family Incentive	4,800,000	2,316,079	5,000,000	200,000	4%
Multi Family Incentive	3,750,000	316,600	5,000,000	1,250,000	33%
Green Labeling Incentive	500,000	597,400	600,000	100,000	20%
Commercial Incentives	2,000,000	-	2,500,000	500,000	25%
Refrigerant Replacement Incentive	-	-	2,500,000	2,500,000	0%
Total Incentives	11,050,000	3,230,079	15,600,000	4,550,000	41%
Travel	3,000	4,272	7,500	4,500	150%
Conference/Training and Fees	3,000	19,287	7,500	4,500	150%
Meals	5,000	1,163	7,500	2,500	50%
Advertising/Public Awareness	347,000	111,477	300,000	(47,000)	-14%
Memberships	30,000	8,617	15,000	(15,000)	-50%
Consultant/Professional Fees	13,150,395	4,694,196	18,682,480	5,532,085	42%
Miscellaneous	5,000	1,330	5,000	-	0%
Total General Operating Expenses	13,543,395	4,840,342	19,024,980	5,481,585	40%
TOTAL EXPENSES	\$ 24,593,395	\$ 8,070,421	\$ 34,624,980	\$ 10,031,585	41%
OPERATING SURPLUS/(DEFICIT)					
BEFORE TRANSFERS	\$ 1,840,294	\$ 654,670	\$ 1,939,060	\$ 98,766	
Transfers (Out)					
Staff Cost	\$ (1,226,863)	\$ (440,410)	\$ (1,292,707)	\$ (65,844)	5%
MTC Overhead	(448,431)	(214,260)	(646,353)	(197,922)	44%
ABAG Admin	(165,000)	-	-	165,000	-100%
Total Transfers (Out)	(1,840,294)	(654,670)	(1,939,060)	(98,766)	5%
TOTAL TRANSFERS	\$ (1,840,294)	\$ (654,670)	\$ (1,939,060)	\$ (98,766)	5%
OPERATING SURPLUS/(DEFICIT)	\$ -	\$ -	\$ -	\$ -	

SAN FRANCISCO ESTUARY PARTNERSHIP BUDGET — PROPOSED

	FY 2022-23 APPROVED	ACTUALS AS OF 12/31/22	FY 2023-24 PROPOSED	DIFFERENCE \$ INCREASE/(DECREASE)	DIFFERENCE % INCREASE/(DECREASE)
REVENUES					
Federal/State Grants and Local Funding	\$ 14,793,103	\$ 5,237,279	\$ 25,074,786	\$ 10,281,683	70%
TOTAL REVENUES	\$ 14,793,103	\$ 5,237,279	\$ 25,074,786	\$ 10,281,683	70%
EXPENSES					
Travel	5,000	9,350	-	(5,000)	-100%
Conference/Training and Fees	-	4,592	-	-	0%
Consultant/Professional Fees	10,443,649	4,073,324	3,024,383	(7,419,266)	-71%
Passthrough/Contributions Other Agencies	1,102,530	4,092	19,321,547	18,219,017	1652%
Supplies	5,000	-	-	(5,000)	-100%
Miscellaneous	-	4,153	-	-	0%
TOTAL EXPENSES	\$ 11,556,179	\$ 4,095,510	\$ 22,345,930	\$ 10,789,751	93%
OPERATING SURPLUS/(DEFICIT)					
BEFORE TRANSFERS	\$ 3,236,924	\$ 1,141,769	\$ 2,728,856	\$ (508,068)	
TRANSFERS (OUT)					
Staff Cost	\$ (2,157,949)	\$ (904,283)	\$ (2,063,447)	\$ 94,502	-4%
MTC Overhead	(690,544)	(240,414)	(665,409)	25,134	-4%
SFEP Conference Budget	(180,797)	-	-	180,797	-100%
ABAG Admin	(207,633)	-	-	207,633	-100%
Total Transfers (Out)	(3,236,924)	(1,144,697)	(2,728,856)	508,068	-16%
TOTAL TRANSFERS	\$ (3,236,924)	\$ (1,144,697)	\$ (2,728,856)	\$ 508,068	-16%
OPERATING SURPLUS/(DEFICIT)	\$ -	\$ (2,929)	\$ -	\$ -	

SAN FRANCISCO ESTUARY PARTNERSHIP GRANT REVENUE SUMMARY – PROPOSED

FUND SOURCE	GRANT NAME/ AWARD NUMBER	EXPIRATION DATE	GRANT AWARD AMOUNT	LIFE-TO-DATE (LTD) ACTUALS	FY 2023-24 NEW GRANTS	FY 2023-24 STAFF BUDGET	FY 2023-24 CONSULTANT BUDGET	PROJECTED REMAINING GRANT BALANCE
1339	U.S. Environmental Protection Agency (EPA) 99T53101	09/30/2023	\$ 1,667,683	\$ 1,628,651	\$ -	\$ 10,067	\$ 28,965	\$ -
1343	U.S. Environmental Protection Agency (EPA) 99T59901	09/30/2024	4,047,500	3,621,907	850,000	524,212	32,940	718,441
1345	U.S. Environmental Protection Agency (EPA) 99T87701	12/12/2023	1,481,109	974,157	-	175,614	331,338	-
1347	U.S. Environmental Protection Agency (EPA) 98T20401	12/31/2024	1,891,409	243,872	-	180,845	718,515	748,177
1348	U.S. Environmental Protection Agency (EPA) 98T29701	05/01/2024	569,366	391,786	-	174,652	2,928	-
1349	U.S. Environmental Protection Agency (EPA) - Bipartisan Infrastructure Law Year 1	12/31/25	909,800	17,912	909,800	551,889	100,000	1,149,799
1395	U.S. Environmental Protection Agency (EPA) - State Water Resources Control Board/State Revolving Fund	09/30/2024	1,000,000	118,983	-	-	500,000	381,017
WQIF	Water Quality Improvement Fund 2022 - Breaking Ground	12/31/26	-	-	4,329,459	266,691	875,000	3,187,768
	TOTAL		\$ 11,566,867	\$ 6,997,268	\$ 6,089,259	\$ 1,883,970	\$ 2,589,686	\$ 6,185,202
2907	Department of Water Resources (DWR) 4600011486	12/31/2024	\$ 20,934,168	\$ 12,573,436	\$ -	\$ 87,826	\$ 8,080,000	\$ 192,906
2914	Department of Water Resources (DWR) Proposition 1	06/30/2025	22,750,000	5,059,498	-	148,722	9,500,000	8,041,780
2915	Department of Water Resources (DWR) 4600014794	03/19/2025	5,000,000	409,870	-	192,352	1,381,244	3,016,535
	TOTAL		\$ 48,684,168	\$ 18,042,803	\$ -	\$ 428,900	\$ 18,961,244	\$ 11,251,221
1396	Department of Interior - Clean Vessel Act 2023	12/31/2023	\$ 309,473	\$ 48,949	\$ -	\$ 110,524	\$ 150,000	\$ -
	TOTAL		\$ 309,473	\$ 48,949	\$ -	\$ 110,524	\$ 150,000	\$ -
5013	City of Palo Alto	12/31/2023	\$ 168,000	\$ 148,000	\$ -	\$ -	\$ 20,000	\$ -
5016	Santa Clara Valley Water District (SCVWD)	09/30/2024	569,796	348,611	701,232	305,462	-	616,954
5019	Friends of the San Francisco Estuary	09/30/2025	297,000	-	-	-	125,000	172,000
3575	Bay Area Toll Authority (BATA) Funding for ABAG P014785 - San Pablo Avenue Green Stormwater Spine Project	N/A	2,859,998	1,501,826	-	-	500,000	858,172
	TOTAL		\$ 3,894,794	\$ 1,998,437	\$ 701,232	\$ 305,462	\$ 645,000	\$ 1,647,126
TOTAL			\$ 64,455,302	\$ 27,087,458	\$ 6,790,491	\$ 2,728,856	\$ 22,345,930	\$ 19,083,549
	Bay Area Toll Authority (BATA) Transfer for Overhead	N/A	\$ -	\$ -	\$ -	\$ 366,314	\$ -	\$ -
FUND SOURCE	GRANTS APPLIED FOR BUT NOT AWARDED (THESE GRANTS ARE INCLUDED IN THE BUDGET AS INFORMATION ONLY)	EXPIRATION DATE	GRANT AWARD AMOUNT	LIFE-TO-DATE (LTD) ACTUALS	FY 2023-24 UNAWARDED NEW GRANTS	FY 2023-24 STAFF BUDGET	FY 2023-24 CONSULTANT BUDGET	PROJECTED REMAINING GRANT BALANCE
XXXX	New Delta Stewardship Council 2023-2026	N/A	\$ -	\$ -	\$ 728,000	\$ -	\$ 322,000	\$ 406,000
XXXX	New IRWM Prop 1 Round 2	N/A	-	-	32,214,479	-	6,350,000	25,864,479
XXXX	New EPA Wetland Program Development Grant	N/A	-	-	1,000,000	-	500,000	500,000
XXXX	New SRF SOTER 1 (2023-25)	N/A	-	-	1,000,000	-	450,000	550,000
XXXX	New SRF SOTER 2 (2024-26)	N/A	-	-	1,000,000	-	250,000	750,000
XXXX	New SCC Explore the Coast grant	N/A	-	-	100,000	-	50,000	50,000
XXXX	Bipartisan Infrastructure Law Funds Year 2	N/A	-	-	909,800	-	454,900	454,900
XXXX	Bipartisan Infrastructure Law Funds Year 3	N/A	-	-	909,800	-	227,450	682,350
XXXX	Water Quality Improvement Fund SFEI 22 Sediment and GSI Passthrough to SFEP	N/A	-	-	66,500	-	66,500	-
XXXX	Water Quality Improvement Fund 2023	N/A	-	-	3,000,000	-	750,000	2,250,000
XXXX	Other New Grants	N/A	-	-	500,000	-	500,000	-
	TOTAL GRANTS APPLIED FOR AND UNAWARDED (INFORMATION ONLY)		\$ -	\$ -	\$ 41,428,579	\$ -	\$ 9,920,850	\$ 31,507,729

SAN FRANCISCO ESTUARY PARTNERSHIP CONFERENCE AND PROGRAMS – PROPOSED

	FY 2022-23 APPROVED	ACTUALS AS OF 12/31/22	FY 2023-24 PROPOSED	DIFFERENCE \$ INCREASE/(DECREASE)	DIFFERENCE % INCREASE/(DECREASE)
REVENUES					
Other Revenue	\$ 107,000	\$ 15,619	\$ 450,000	\$ 343,000	321%
TOTAL REVENUES	\$ 107,000	\$ 15,619	\$ 450,000	\$ 343,000	321%
EXPENSES					
Meals/Catering	-	-	250,000	250,000	0%
Conference Venue Costs	-	2,376	40,000	40,000	0%
Consultant/Professional Fees	407,000	32,033	110,000	(297,000)	-73%
Miscellaneous	-	450	150,000	150,000	0%
TOTAL EXPENSES	\$ 407,000	\$ 34,859	\$ 550,000	\$ 143,000	35%
OPERATING SURPLUS/(DEFICIT)					
BEFORE TRANSFERS	\$ (300,000)	\$ (19,240)	\$ (100,000)	\$ 200,000	
TRANSFERS					
Transfers In					
SFEP Grants	\$ 180,797	\$ -	\$ -	\$ (180,797)	-100%
Total Transfers In	180,797	-	-	(180,797)	-100%
Transfers (Out)					
Staff Cost	(100,648)	(10,580)	(95,568)	5,080	-5%
MTC Overhead	(50,324)	2,914	(47,784)	2,540	-5%
Total Transfers (Out)	(150,972)	(7,666)	(143,352)	7,620	-5%
TOTAL TRANSFERS	\$ 29,826	\$ (7,666)	\$ (143,352)	\$ (173,177)	-581%
OPERATING SURPLUS/(DEFICIT)	\$ (270,174)	\$ (26,906)	\$ (243,352)	\$ 26,823	
Beginning Fund Balance	300,000	407,454	250,000	50,000	17%
ENDING FUND BALANCE	\$ 29,826	\$ 380,547	\$ 6,648	\$ 76,823	

SAN FRANCISCO BAY TRAIL (NON PROFIT PROGRAM) BUDGET – PROPOSED

	FY 2022-23 APPROVED	ACTUALS AS OF 12/31/22	FY 2023-24 PROPOSED	DIFFERENCE \$ INCREASE/(DECREASE)	DIFFERENCE % INCREASE/(DECREASE)
REVENUES					
Revenue - Souvenir Sales	\$ 16,215	\$ 997	\$ 997	\$ (15,218)	-94%
Revenue - Donation	236,792	2,414	239,408	2,616	1%
TOTAL REVENUES	\$ 253,006	\$ 3,411	\$ 240,405	\$ (12,601)	-5%
EXPENSES					
Advertising/Public Awareness	5,000	-	5,000	-	0%
Subscriptions	1,500	-	1,500	-	0%
Consultant/Professional Fees	237,000	-	237,000	-	0%
Accounting Service	3,000	-	3,000	-	0%
Miscellaneous	3,100	-	3,100	-	0%
TOTAL EXPENSES	\$ 249,600	\$ -	\$ 249,600	\$ -	0%
OPERATING SURPLUS/(DEFICIT)	\$ 3,406	\$ 3,411	\$ (9,195)	\$ (12,601)	

**FINANCE AUTHORITY FOR NONPROFIT CORPORATIONS
(FAN) BUDGET – PROPOSED**

	FY 2022-23 APPROVED	ACTUALS AS OF 12/31/22	FY 2023-24 PROPOSED	DIFFERENCE \$ INCREASE/(DECREASE)	DIFFERENCE % INCREASE/(DECREASE)
REVENUES					
Interest Income - Local Agency Investment Fund (LAIF)	\$ 14,500	\$ 10,138	\$ 69,000	\$ 54,500	376%
Financial Services	50,000	20,000	20,000	(30,000)	-60%
Administrative Fees	280,000	159,932	218,339	(61,661)	-22%
Community Facilities District (CFD) Cost Recovery Fees	311,376	109,302	273,712	(37,664)	-12%
Project Monitoring Fees	206,000	117,625	204,651	(1,349)	-1%
TOTAL REVENUES	\$ 861,876	\$ 416,997	\$ 785,702	\$ (76,174)	-9%
EXPENSES					
Travel and Training	5,000	-	3,000	(2,000)	-40%
Memberships	500	-	500	-	0%
Consultant/Professional Fees	360,000	93,891	257,000	(103,000)	-29%
Legal Fees	100,000	-	104,900	4,900	5%
Committee/Board Member Stipend	3,000	2,400	5,000	2,000	67%
Financial Audit	69,000	37,399	68,000	(1,000)	-1%
Bank Service Charges/Financing Fees	25,000	466	5,000	(20,000)	-80%
Miscellaneous	15,000	-	1,000	(14,000)	-93%
TOTAL EXPENSES	\$ 577,500	\$ 134,156	\$ 444,400	\$ (133,100)	-23%
OPERATING SURPLUS/(DEFICIT)					
BEFORE TRANSFERS	\$ 284,376	\$ 282,841	\$ 341,302	\$ 56,926	
TRANSFERS					
Transfers (Out)					
Metropolitan Transportation Commission (MTC) Staff Cost	\$ (181,834)	\$ (85,989)	\$ (221,222)	\$ (39,388)	22%
MTC Overhead	(90,917)	(41,833)	(110,611)	(19,694)	22%
Total Transfers (Out)	(272,751)	(127,822)	(331,833)	(59,081)	21.7%
TOTAL TRANSFERS	\$ (272,751)	\$ (127,822)	\$ (331,833)	\$ (59,081)	22%
OPERATING SURPLUS/(DEFICIT)	\$ 11,624	\$ 155,019	\$ 9,469	\$ (2,155)	

ABAG MEMBERSHIP DUES – PROPOSED

	ABAG MEMBERSHIP DUES – PROPOSED			
	ESTIMATED POPULATION AS OF 01/01/2022	FY 2022-23 APPROVED	FY 2023-24 PROPOSED	DIFFERENCE \$ INCREASE/(DECREASE)
COUNTY OF ALAMEDA	1,651,979	\$ 231,606	\$ 254,767	\$ 23,161
Alameda	77,784	20,428	22,471	2,043
Albany	21,648	5,427	5,970	543
Berkeley	124,563	28,201	31,021	2,820
Dublin	72,932	16,566	18,223	1,657
Emeryville	12,497	3,949	4,343	395
Fremont	229,476	45,277	49,805	4,528
Hayward	160,591	34,986	38,485	3,499
Livermore	86,149	23,068	25,375	2,307
Newark	47,229	12,628	13,891	1,263
Oakland	424,464	67,248	73,973	6,725
Piedmont	10,977	3,660	4,026	366
Pleasanton	77,609	19,750	21,725	1,975
San Leandro	88,404	21,505	23,655	2,150
Union City	68,150	18,239	20,063	1,824
COUNTY OF CONTRA COSTA	1,156,555	\$ 160,151	\$ 176,166	\$ 16,015
Antioch	115,074	26,636	29,300	2,664
Brentwood	64,342	16,605	18,265	1,660
Clayton	10,863	3,578	3,936	358
Concord	123,634	29,591	32,550	2,959
Danville	43,352	11,443	12,587	1,144
El Cerrito	25,650	6,870	7,557	687
Hercules	26,091	7,155	7,870	715
Lafayette	25,064	6,988	7,687	699
Martinez	36,908	9,884	10,873	988
Moraga	17,105	5,051	5,556	505
Oakley	44,533	11,338	12,472	1,134
Orinda	19,478	5,460	6,006	546
Pinole	18,628	5,604	6,165	560
Pittsburg	75,156	18,935	20,829	1,894
Pleasant Hill	34,026	9,294	10,223	929
Richmond	114,489	26,818	29,499	2,682
San Pablo	31,510	8,540	9,394	854
San Ramon	83,820	20,605	22,665	2,060
Walnut Creek	69,891	18,206	20,026	1,821
COUNTY OF MARIN	257,135	\$ 37,389	\$ 41,128	\$ 3,739
Belvedere	2,080	1,370	1,507	137
Fairfax	7,418	2,603	2,863	260
Larkspur	12,797	3,804	4,184	380
Mill Valley	13,850	4,547	5,002	455
Novato	52,441	14,144	15,558	1,414
Ross	2,301	1,497	1,647	150
San Anselmo	12,645	4,019	4,421	402
San Rafael	60,560	15,617	17,178	1,562
Sausalito	7,072	2,582	2,841	258
Tiburon	8,956	3,299	3,629	330
COUNTY OF NAPA	136,179	\$ 20,326	\$ 22,359	\$ 2,033
American Canyon	21,658	6,095	6,704	609
Calistoga	5,199	2,132	2,345	213
Napa	77,480	20,232	22,255	2,023
St Helena	5,437	2,344	2,578	234
Yountville	2,829	1,443	1,587	144
COUNTY OF SAN FRANCISCO	842,754	\$ 125,898	\$ 138,488	\$ 12,590
San Francisco - City	842,754	121,171	133,288	12,117
COUNTY OF SAN MATEO	744,662	\$ 108,431	\$ 119,274	\$ 10,843
Atherton	6,718	2,604	2,864	260
Belmont	27,203	7,511	8,262	751
Brisbane	4,721	1,991	2,190	199
Burlingame	30,283	8,275	9,103	828
Colma	1,370	1,405	1,546	141
Daly City	102,875	26,130	28,743	2,613
East Palo Alto	28,963	8,564	9,420	856
Foster City	33,056	8,938	9,832	894
Half Moon Bay	11,308	3,912	4,304	391
Hillsborough	11,018	3,595	3,954	359
Menlo Park	33,034	9,414	10,355	941
Millbrae	22,512	6,403	7,044	640
Pacifica	37,533	10,239	11,263	1,024
Portola Valley	4,289	2,011	2,213	201

ABAG MEMBERSHIP DUES — PROPOSED

	ABAG MEMBERSHIP DUES — PROPOSED			
	ESTIMATED POPULATION AS OF 01/01/2022	FY 2022-23 APPROVED	FY 2023-24 PROPOSED	DIFFERENCE \$ INCREASE/(DECREASE)
Redwood City	82,344	22,047	24,252	2,205
San Bruno	42,656	12,274	13,502	1,227
San Carlos	29,837	8,309	9,140	831
San Mateo	103,779	25,223	27,745	2,522
South San Francisco	64,492	17,381	19,120	1,738
Woodside	5,212	2,269	2,496	227
COUNTY OF SANTA CLARA	1,894,783	\$ 274,492	\$ 301,942	\$ 27,449
Campbell	42,833	11,133	12,246	1,113
Cupertino	59,610	15,460	17,006	1,546
Gilroy	59,269	14,801	16,281	1,480
Los Altos	31,526	8,507	9,357	851
Los Altos Hills	8,400	2,846	3,130	285
Los Gatos	33,062	8,527	9,379	853
Milpitas	80,839	19,427	21,370	1,943
Monte Sereno	3,488	1,664	1,831	166
Morgan Hill	46,451	12,020	13,222	1,202
Mountain View	83,864	20,625	22,688	2,063
Palo Alto	67,473	17,749	19,524	1,775
San Jose	976,482	139,347	153,282	13,935
Santa Clara	130,127	29,702	32,672	2,970
Saratoga	30,667	8,506	9,356	851
Sunnyvale	156,234	33,617	36,979	3,362
COUNTY OF SOLANO	447,241	\$ 61,827	\$ 68,009	\$ 6,183
Benicia	26,656	7,531	8,284	753
Dixon	19,083	5,816	6,398	582
Fairfield	119,897	27,416	30,157	2,742
Rio Vista	9,925	3,314	3,645	331
Suisun City	28,896	7,966	8,763	797
Vacaville	101,257	24,644	27,109	2,464
Vallejo	123,190	27,840	30,624	2,784
COUNTY OF SONOMA	482,404	\$ 70,031	\$ 77,034	\$ 7,003
Cloverdale	8,905	3,097	3,406	310
Cotati	7,397	2,627	2,889	263
Healdsburg	11,030	3,706	4,077	371
Petaluma	58,945	16,056	17,662	1,606
Rohnert Park	43,998	11,538	12,691	1,154
Santa Rosa	175,775	37,016	40,718	3,702
Sebastopol	7,489	2,729	3,002	273
Sonoma	10,779	3,506	3,857	351
Windsor	25,942	7,692	8,461	769
TOTAL	7,613,692	\$ 2,591,505	\$ 2,850,655	\$ 259,150
Total County	7,613,692	\$ 1,090,152	\$ 1,199,167	\$ 109,015
Total City	6,890,256	1,501,353	1,651,488	150,135
TOTAL MEMBERSHIP DUES		\$ 2,591,505	\$ 2,850,655	\$ 259,150
County Per Capita Rate		\$ 0.1415	\$ 0.1575	\$ 0.0160
City Per Capita Rate		\$ 0.2151	\$ 0.2397	\$ 0.0245
Consumer Price Index (CPI)		107.0000%	106.5000%	
Population		7,703,016	7,613,692	
Population Increase/(decrease) %		-1.1234%	-1.1596%	

The ABAG Membership Dues calculation is using the variance in CPI and the population difference between years method.





 **Association of Bay Area Governments**

375 Beale Street, Suite 700
San Francisco, CA 94105

415.820.7900 PHONE

415.820.7970 FAX

info@abag.ca.gov E-MAIL

www.abag.ca.gov WEB

Draft FY 2023-24 ABAG Operating Budgets

Date: April 20, 2023

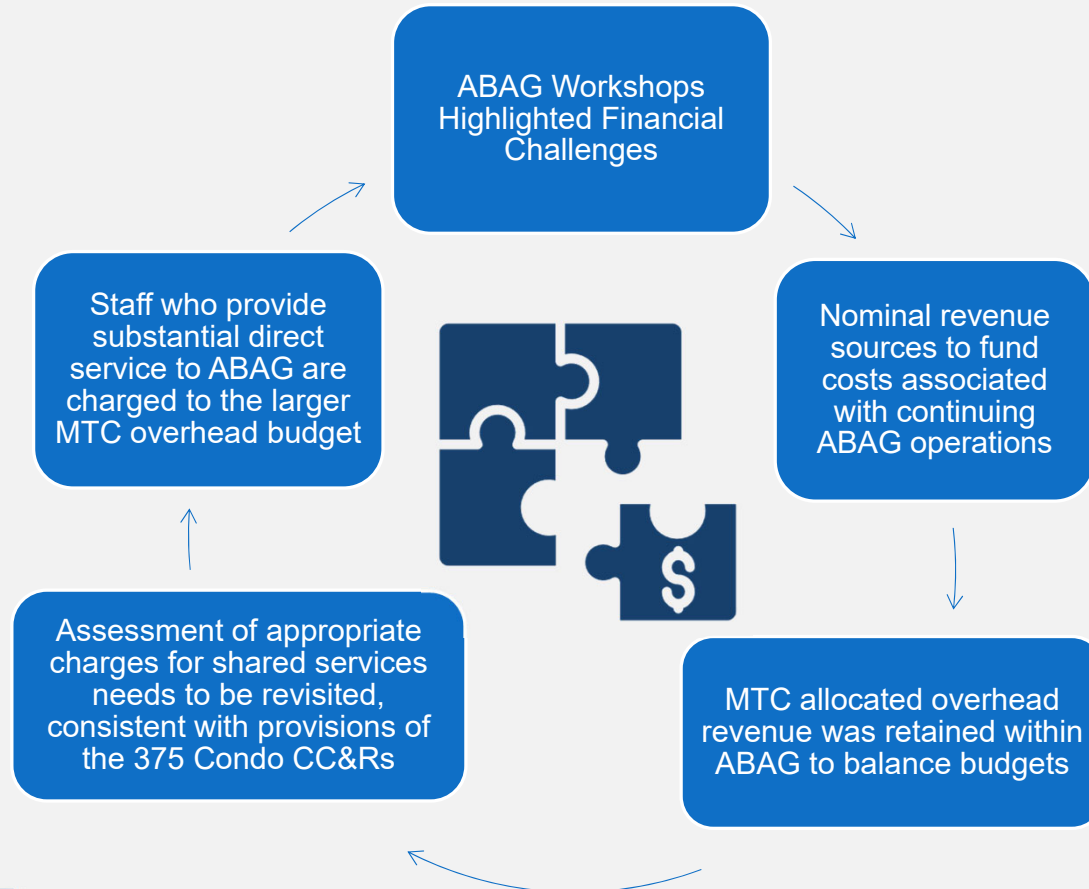
Presenter: Derek Hansel, CFO



ASSOCIATION
OF BAY AREA
GOVERNMENTS

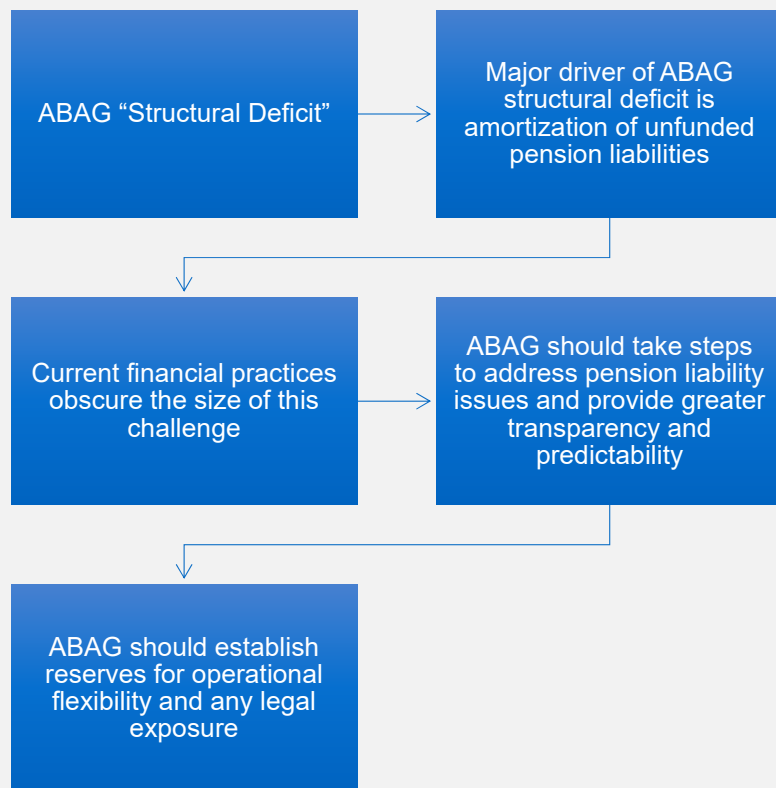


FY 2023-24 Budget Considerations for ABAG's Business Operations



- The October 2022 and March 2023 ABAG Workshops highlighted financial challenges that are somewhat addressed in the FY 2023-24 budget:
 - 10% Membership Dues increase
 - Draw from the CERBT trust to fund retiree health benefits
 - ABAG overhead revenue to support staff and other business operations retained by MTC
 - Staff providing direct services partially charged to ABAG programs
 - 375 Beale Condo ownership assessments adjusted to appropriately account for shared costs and partially address MTC subsidy
 - Bay Area Toll Authority (BATA) transfer to cover SFEP overhead

ABAG's Financial Challenges: Present and Future Considerations



- Annual reassessment of membership dues which include funding pension and OPEB liabilities
 - Establish 115 Trust
- Possible sale of building interest in 375 Beale
 - Partially funds outstanding pension obligations and efforts towards building a reserve
- Establish and maintain reserves (not completely addressed until pension/OPEB obligations are fully funded)
- Stabilize and maximize financial position
- Ongoing full cost accounting to determine financial needs to fund ongoing business operations



Proposed FY 2023-24 ABAG Administration Operating Budget

- **ABAG Administration fund is balanced as proposed with a draw from the CERBT trust**
- **Membership dues up 10% but do not fully cover ongoing expenses**
- **No transfers in from programs (SFEP/BayREN)**
- **Pension obligations reflect a decrease over prior year. Anticipate increase next fiscal year**
- **Retiree healthcare costs fully reimbursed from draw on 115 Trust**
- **Increase of consultant costs for website updates and redesign**
- **No operating or legal reserve**

ABAG Administration	FY 2022-23 Approved	FY 2023-24 Proposed	Difference \$
	(Thousands \$)	(Thousands \$)	(Thousands \$)
Revenues & Transfers			
Membership Dues	\$2,592	\$2,851	\$259
Other	587	484	(103)
Transfers	373	-	(373)
Total Revenues & Transfers In	\$3,552	\$3,335	(\$217)
Expenses & Transfers			
Pension	\$1,744	\$1,136	(\$608)
OPEB	587	480	(107)
375 Beale Assessment	98	222	124
BARC (transfer out)	185	188	3
Other	904	1,257	353
Total Expenses & Transfers Out	\$3,518	\$3,283	(\$235)
Operating Surplus/(Deficit)	\$34	\$52	\$18



Bay Area Regional Energy Network (BayREN)




Proposed FY 2023-24 BayREN Operating Budget

- ✓ Main source of revenue is grants from the California Public Utilities Commission (CPUC)
- ✓ Increase in expenses primarily for incentives, including new refrigerant replacement program
- ✓ BayREN will continue the water savings program funded by a \$1 million loan from MTC
- ✓ Budget does not include three new position requests (approx. \$1 million in staff costs)

BayREN	FY 2022-23 Approved	FY 2023-24 Proposed	Difference \$
	(Thousands \$)	(Thousands \$)	(Thousands \$)
Revenues			
State Grants	\$26,359	\$36,564	\$10,205
Local Grants	75	-	(75)
Total Revenues	\$26,434	\$36,564	\$10,130
Expenses & Transfers Out			
Consultant	\$13,150	\$18,682	\$5,532
Incentives	11,050	15,600	4,550
Staff (MTC transfer out)	1,840	1,939	99
Other	394	343	(51)
Total Expenses & Transfers Out	\$26,434	\$36,564	\$10,130
Operating Surplus/(Deficit)	\$0	\$0	\$0

San Francisco Estuary Partnership (SFEP)



Proposed FY 2023-24 San Francisco Estuary Partnership (SFEP) Operating Budget

- ❑ The FY 2023-24 budget includes over \$64 million in active grants
 - ❑ 17 active programs
 - ❑ various funding sources
- ❑ Approximately 75% of program funding allocated to program expenses
- ❑ Self balancing fund but timing of grant reimbursements has a negative impact on cashflow
- ❑ Applying for new grants (approx. \$41 million)
- ❑ Increase in passthrough to other agencies due to work for the Regional Shoreline Resilience and other projects

SFEP	FY 2022-23 Approved	FY 2023-24 Proposed	Difference \$
	(Thousands \$)	(Thousands \$)	(Thousands \$)
Revenues			
Grant Revenue	\$14,793	\$25,075	\$10,282
Total Revenues	\$14,793	\$25,075	\$10,282
Expenses & Transfers			
Consultant	\$10,444	\$3,024	(7,420)
Passthrough Contributions	1,103	19,322	18,219
Staff (MTC transfer out)	3,055	2,729	(326)
Conference Program & Admin (transfer out)	181	-	(181)
Other	10	-	(10)
Total Expenses & Transfers	\$14,793	\$25,075	\$10,282
Operating Surplus/(Deficit)	\$0	\$0	\$0

San Francisco Estuary Partnership (SFEP) - Conference



Proposed FY 2023-24 San Francisco Estuary Partnership (SFEP) Conference Operating Budget

- ❖ State of the San Francisco Estuary Conference occurs every two years
- ❖ Other revenue
 - ❖ Conference attendees
 - ❖ sponsorships
- ❖ Anticipate increased costs for venue, meals, and other expenses
- ❖ Deficit covered by fund balance

SFEP Conference	FY 2022-23 Approved	FY 2023-24 Proposed	Difference \$
	(Thousands \$)	(Thousands \$)	(Thousands \$)
Revenues			
Other Revenue	\$107	\$450	\$343
Transfers	181	-	(181)
Total Revenues & Transfers	\$288	\$450	\$162
Expenses & Transfers			
Meals/Catering	\$-	\$250	250
Conference Venue	-	40	40
Staff (MTC transfer out)	151	143	(8)
Consultant/Professional Fees	407	110	(297)
Other	-	150	150
Total Expenses & Transfers	\$558	\$693	\$135
Operating Surplus/(Deficit)	(\$270)	(\$243)	\$27

Staff Recommendation

Staff requests that the Executive Board:

- ✓ recommend approval of ABAG Resolution No. 11-2023 approving the FY 2023-24 Operating Budget and Work Program
- ✓ authorize submission of the Budget and Work Program to the General Assembly for approval.



Questions?

