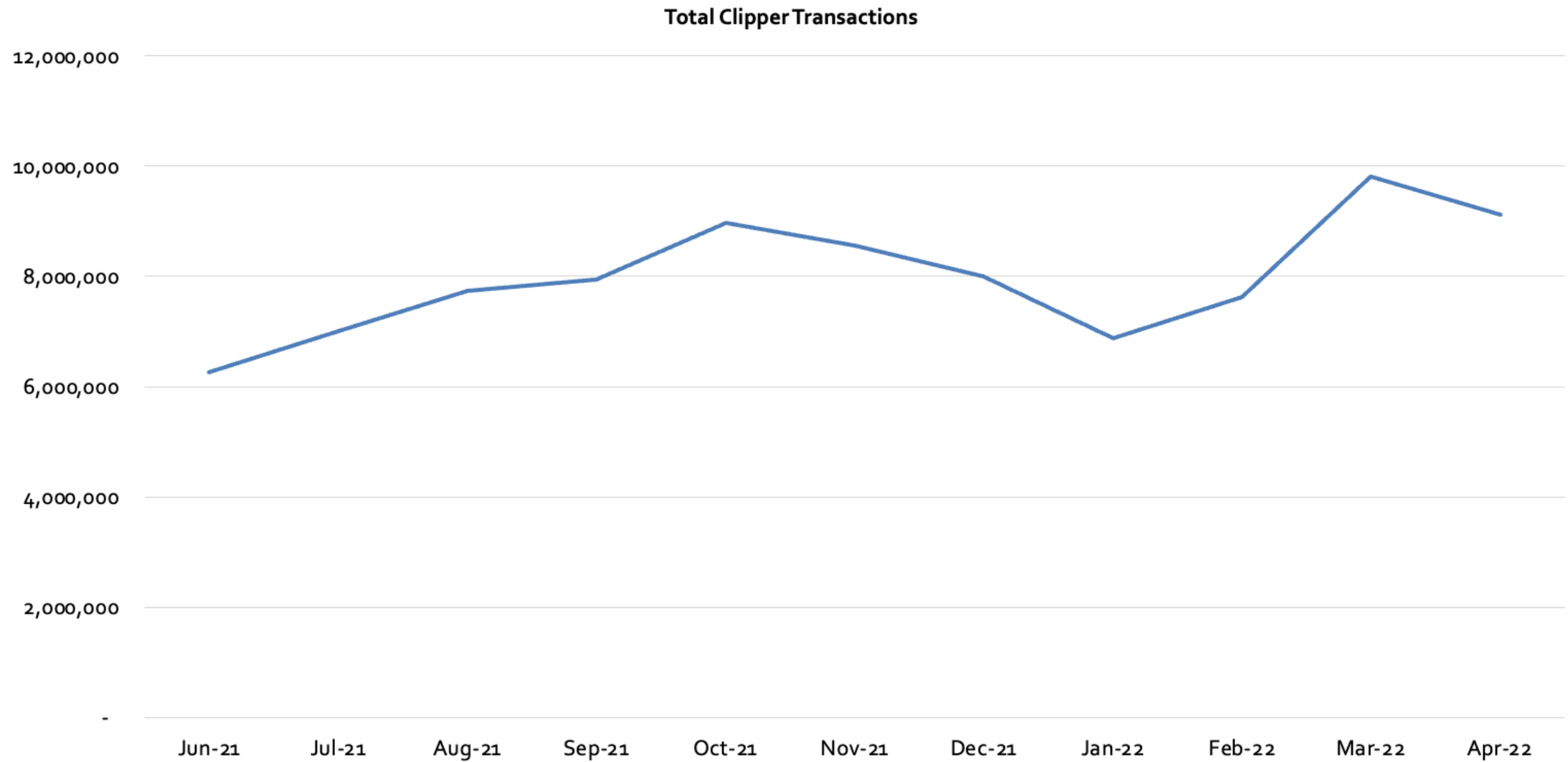




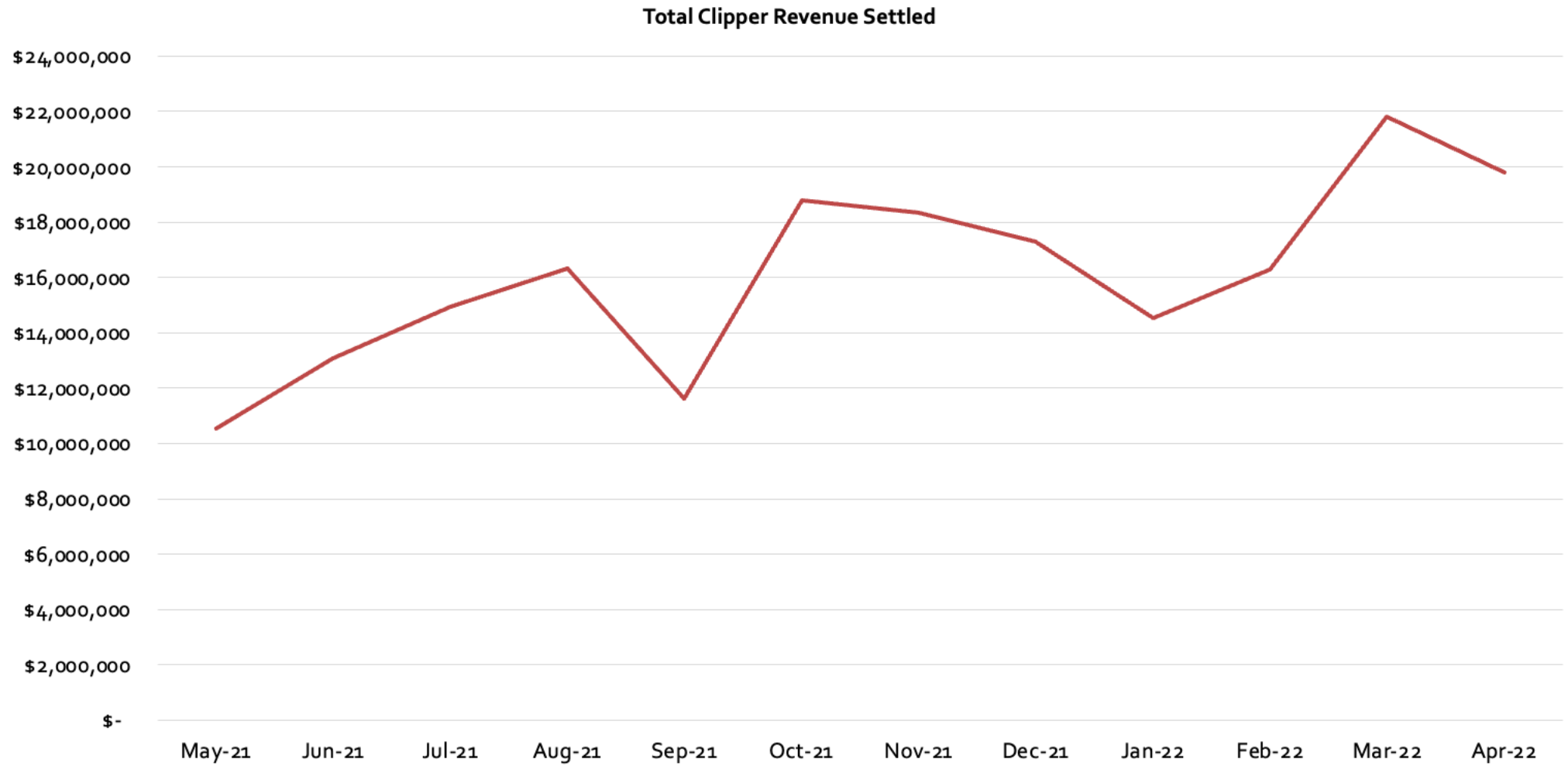
Clipper® System Transaction and Revenue & Mobile App Performance and Usage

Charts and Figures
Clipper Executive Board
May 16, 2022

Total Clipper Transactions



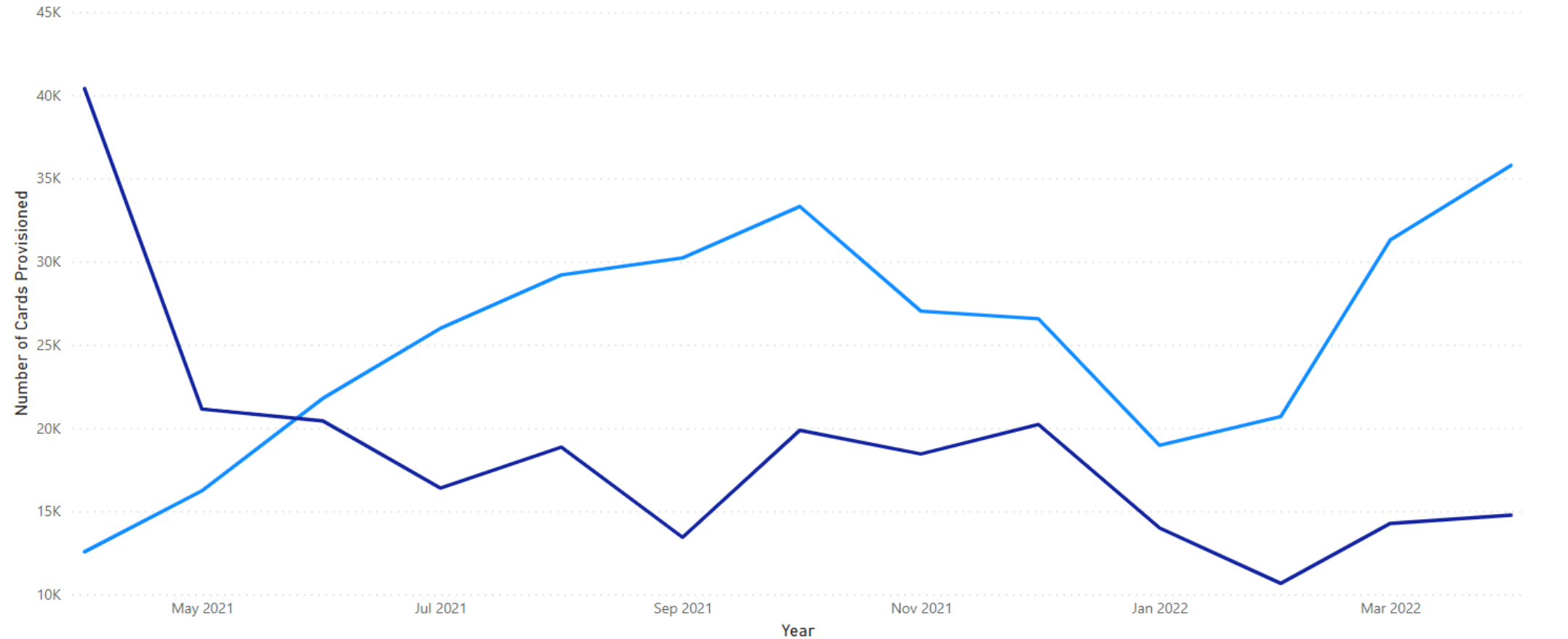
Total Clipper Revenue Settled



Number of Mobile Cards Provisioned by Year, Month, and Transaction Type

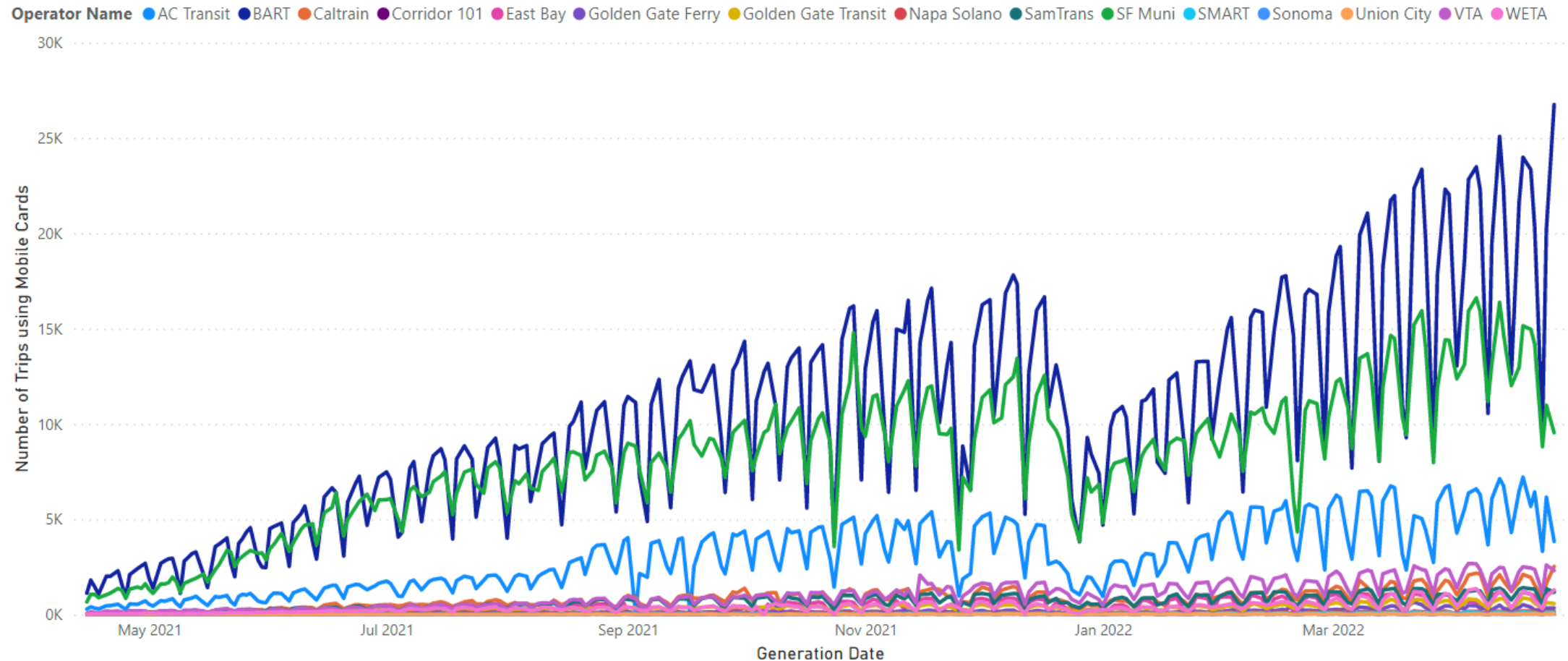
Number of Cards Provisioned by Year, Month and Transaction Type

Transaction Type ● New Card Issue ● Physical to Mobile Migration



Number of Trips Made with Mobile Cards by Generation Date and Operator Name

Number of Trips made with Mobile Cards by Generation Date and Operator Name



Number of Trips Using Mobile Cards, Number of Clipper Trips, and Percent Mobile Card Trips for each operator since April 2021 as well as just for the month of April 2022

Since April 2021 Launch

Operator Name	Number of Trips using Mobile Cards	Number of Clipper Trips	Percent Mobile Card Trips
AC Transit	1,167,031	11,286,723	10.34%
BART	3,971,464	31,570,876	12.58%
Caltrain	318,479	1,559,511	20.42%
Corridor 101	13,319	87,084	15.29%
East Bay	148,383	1,403,853	10.57%
Golden Gate Ferry	62,706	434,487	14.43%
Golden Gate Transit	131,865	766,024	17.21%
Napa Solano	29,995	253,542	11.83%
SamTrans	259,150	2,990,856	8.66%
SF Muni	3,096,379	28,043,290	11.04%
SMART	18,565	203,824	9.11%
Sonoma	4,441	27,172	16.34%
Union City	8,716	102,970	8.46%
VTA	388,810	5,935,987	6.55%
WETA	146,765	645,872	22.72%
Total	9,766,068	85,312,071	11.45%

Just April 2022

Operator Name	Number of Trips using Mobile Cards	Number of Clipper Trips	Percent Mobile Card Trips
AC Transit	150,431	1,022,003	14.72%
BART	521,947	3,052,461	17.10%
Caltrain	45,526	171,937	26.48%
Corridor 101	1,304	7,801	16.72%
East Bay	20,153	136,450	14.77%
Golden Gate Ferry	10,093	59,241	17.04%
Golden Gate Transit	16,831	72,818	23.11%
Napa Solano	3,770	21,948	17.18%
SamTrans	30,271	248,275	12.19%
SF Muni	362,316	2,321,216	15.61%
SMART	2,684	21,005	12.78%
Sonoma	513	2,394	21.43%
Union City	1,184	9,706	12.20%
VTA	56,892	558,139	10.19%
WETA	24,004	81,234	29.55%
Total	1,247,919	7,786,628	16.03%