

Meeting Agenda

Joint MTC Planning Committee with the ABAG Administrative Committee

Friday, March 8, 2019

9:30 AM

Board Room - 1st Floor

This meeting shall consist of a simultaneous teleconference call with respect to the ABAG Administrative Committee at the following location and will take place at 9:30 a.m.:

Call-In – San Jose City Hall, 200 East Santa Clara Street, 18th Floor – Conference Room 1854 San Jose, CA 95113.

Webcast live on the Metropolitan Transportation Commission's Website:
<http://mtc.ca.gov/whats-happening/meetings>

1. Roll Call / Confirm Quorum

Quorum: A quorum of the ABAG Administrative Committee shall be a majority of its regular voting members (6).

Quorum: A quorum of the MTC Planning Committee shall be a majority of its regular voting members (4).

2. Pledge of Allegiance

3. ABAG Compensation Announcement - Clerk of the Board

4. ABAG Administrative Committee Consent Calendar

- 4a. [19-0114](#) Approval of ABAG Administrative Committee Summary Minutes of the February 8, 2019 Meeting

Action: ABAG Administrative Committee Approval

Attachments: [4a_ABAG AC Minutes 20190208.pdf](#)

5. MTC Compensation Announcement - Clerk of the Committee

6. MTC Planning Committee Consent Calendar

- 6a. [19-0115](#) Approval of MTC Planning Committee Minutes of the February 8, 2019 Meeting

Action: MTC Planning Committee Approval

Attachments: [6a_MTC PLNG_Minutes_Feb 8 2019.pdf](#)

7. Information

- 7a. [19-0116](#) Horizon: Interim Futures Report - Opportunities and Challenges
- Initial findings on the three futures for Horizon, including opportunities and challenges presented by each.
- Action:** Information
- Presenter:** Michael Germeraad
- Attachments:** [7a_HorizonFutures_OpportunitiesAndChallenges.pdf](#)

8. Public Comment / Other Business

9. Adjournment / Next Meeting

The next meeting of the MTC Planning Committee will be Friday, April 12, 2019 at 9:30 a.m. at the Bay Area Metro Center, 375 Beale Street, San Francisco, CA.

Public Comment: The public is encouraged to comment on agenda items at Committee meetings by completing a request-to-speak card (available from staff) and passing it to the Committee secretary. Public comment may be limited by any of the procedures set forth in Section 3.09 of MTC's Procedures Manual (Resolution No. 1058, Revised) if, in the chair's judgment, it is necessary to maintain the orderly flow of business.

Meeting Conduct: If this meeting is willfully interrupted or disrupted by one or more persons rendering orderly conduct of the meeting unfeasible, the Chair may order the removal of individuals who are willfully disrupting the meeting. Such individuals may be arrested. If order cannot be restored by such removal, the members of the Committee may direct that the meeting room be cleared (except for representatives of the press or other news media not participating in the disturbance), and the session may continue.

Record of Meeting: Committee meetings are recorded. Copies of recordings are available at a nominal charge, or recordings may be listened to at MTC offices by appointment. Audiocasts are maintained on MTC's Web site (mtc.ca.gov) for public review for at least one year.

Accessibility and Title VI: MTC provides services/accommodations upon request to persons with disabilities and individuals who are limited-English proficient who wish to address Commission matters. For accommodations or translations assistance, please call 415.778.6757 or 415.778.6769 for TDD/TTY. We require three working days' notice to accommodate your request.

可及性和法令第六章： MTC 根據要求向希望來委員會討論有關事宜的殘疾人士及英語有限者提供服務/方便。需要便利設施或翻譯協助者，請致電 415.778.6757 或 415.778.6769 TDD / TTY。我們要求您在三個工作日前告知，以滿足您的要求。

Acceso y el Título VI: La MTC puede proveer asistencia/facilitar la comunicación a las personas discapacitadas y los individuos con conocimiento limitado del inglés quienes quieran dirigirse a la Comisión. Para solicitar asistencia, por favor llame al número 415.778.6757 o al 415.778.6769 para TDD/TTY. Requerimos que solicite asistencia con tres días hábiles de anticipación para poderle proveer asistencia.

Attachments are sent to Committee members, key staff and others as appropriate. Copies will be available at the meeting.

All items on the agenda are subject to action and/or change by the Committee. Actions recommended by staff are subject to change by the Committee.

Metropolitan Transportation Commission

Legislation Details (With Text)

File #: 19-0114 **Version:** 1 **Name:**

Type: Minutes **Status:** Informational

File created: 1/29/2019 **In control:** Joint MTC Planning Committee with the ABAG Administrative Committee

On agenda: 3/8/2019 **Final action:**

Title: Approval of ABAG Administrative Committee Summary Minutes of the February 8, 2019 Meeting

Sponsors:

Indexes:

Code sections:

Attachments: [4a ABAG AC Minutes 20190208.pdf](#)

Date	Ver.	Action By	Action	Result
------	------	-----------	--------	--------

Subject:

Approval of ABAG Administrative Committee Summary Minutes of the February 8, 2019 Meeting

Recommended Action:

ABAG Administrative Committee Approval

Attachments:



Agenda Item 4a

375 Beale Street
Suite 700
San Francisco, California
94105

Meeting Minutes - Draft

ABAG Administrative Committee

Chair, David Rabbitt, Supervisor, County of Sonoma
Vice Chair, Jesse Arreguin, Mayor, City of Berkeley

Friday, February 8, 2019

9:30 AM

Board Room - 1st Floor

Association of Bay Area Governments Administrative Committee

The ABAG Administrative Committee may act on any item on the agenda.
The ABAG Administrative Committee will meet jointly with the MTC Planning Committee.
The meeting is scheduled to begin at 9:30 a.m.
Agenda, roster, and webcast available at <http://abag.ca.gov>
For information, contact Clerk of the Board at (415) 820-7913.

Teleconference Location
City Hall, 200 E. Santa Clara Street, 18th Floor Conference Room 1854, San Jose, California

Administrative Committee Roster
David Rabbitt, Supervisor, County of Sonoma—Chair
Jesse Arreguin, Mayor, City of Berkeley—Vice Chair
Cindy Chavez, Supervisor, County of Santa Clara
David Cortese, Supervisor, County of Santa Clara
Scott Haggerty, Supervisor, County of Alameda
Jake Mackenzie, Councilmember, City of Rohnert Park
Karen Mitchoff, Supervisor, County of Contra Costa
Raul Peralez, Councilmember, City of San Jose
Julie Pierce, Councilmember, City of Clayton
Belia Ramos, Supervisor, County of Napa

1. Call to Order / Roll Call / Confirm Quorum

Chair Rabbitt called the meeting to order at about 9:30 a.m. Julie Combs, Councilmember, City of Santa Rosa, is a member of the committee.
Quorum was present. The ABAG Administrative Committee met jointly with the MTC Planning Committee.

Present: 10 - Arreguin, Chavez, Cortese, Haggerty, Mackenzie, Mitchoff, Peralez, Pierce, Rabbitt, and Ramos

Absent: 1 - Combs

2. Pledge of Allegiance

3. ABAG Compensation Announcement - Clerk of the Board

The ABAG Clerk of the Board gave the compensation announcement.

4. ABAG Administrative Committee Consent Calendar

- 4.a. [19-0096](#) Approval of ABAG Administrative Committee Minutes of January 11, 2019

Upon the motion by Pierce and second by Mitchoff, the Consent Calendar, including the ABAG Administrative Committee minutes of January 11, 2019, were approved. The motion passed unanimously by the following vote:

Aye: 10 - Arreguin, Chavez, Cortese, Haggerty, Mackenzie, Mitchoff, Peralez, Pierce, Rabbitt, and Ramos

Absent: 1 - Combs

5. MTC Compensation Announcement - Clerk of the Committee

The MTC Clerk of the Committee gave the compensation announcement.

6. MTC Planning Committee Consent Calendar

The MTC Planning Committee took action on this item.

- 6.a. [19-0097](#) Approval of MTC Planning Committee Minutes of January 11, 2019

7. Information

7.a. 2019 Roadmap: *From Horizon to Plan Bay Area 2050*

The ABAG Administrative Committee and MTC Planning Committee received the report.

The following individual gave public comment: Pat Eklund.

- [19-0098](#) 2019 Roadmap: From Horizon to Plan Bay Area 2050

7.b. Vital Signs: *Equity Update*

The ABAG Administrative Committee and MTC Planning Committee received the report.

The following individual gave public comment: Jane Kramer.

- [19-0099](#) Vital Signs: Equity Update

8. Public Comment / Other Business

There was no public comment.

9. Adjournment / Next Meeting

Chair Rabbitt adjourned the meeting at about 11:00 a.m.

Metropolitan Transportation Commission

Legislation Details (With Text)

File #: 19-0115 **Version:** 1 **Name:**

Type: Minutes **Status:** Consent

File created: 1/29/2019 **In control:** Joint MTC Planning Committee with the ABAG Administrative Committee

On agenda: 3/8/2019 **Final action:**

Title: Approval of MTC Planning Committee Minutes of the February 8, 2019 Meeting

Sponsors:

Indexes:

Code sections:

Attachments: [6a MTC PLNG Minutes Feb 8 2019.pdf](#)

Date	Ver.	Action By	Action	Result
------	------	-----------	--------	--------

Subject:

Approval of MTC Planning Committee Minutes of the February 8, 2019 Meeting

Recommended Action:

MTC Planning Committee Approval

Attachments:

Meeting Minutes - Draft

Joint MTC Planning Committee with the ABAG Administrative Committee

MTC Committee Members:

James P. Sperling, Chair Anne W Halsted, Vice Chair

*Alicia C. Aguirre, Damon Connolly,
Dave Cortese, Sam Liccardo, Julie Pierce*

Non-Voting Members: Tom Azumbrado, Dorene M. Giacomini

Friday, February 8, 2019

9:30 AM

Board Room - 1st Floor

1. Roll Call / Confirm Quorum

Present: 7 - Chair Sperling, Vice Chair Halsted, Commissioner Aguirre, Commissioner Connolly, Commissioner Liccardo, Commissioner Pierce and Commissioner Cortese

Non-Voting Members Present: Commissioner Azumbrado and Commissioner Giacomini

Ex Officio Voting Members Present: Commission Chair Mackenzie and Commission Vice Chair Haggerty

Ad Hoc Non-Voting Members Present: Commissioner Glover, Commissioner Josefowitz, Commissioner Pedroza, and Commissioner Worth

ABAG Administrative Committee Members Present: Arreguin, Chavez, Cortese, Haggerty, Mackenzie, Mitchoff, Peralez, Pierce, Rabbitt, and Ramos.

2. Pledge of Allegiance

3. ABAG Compensation Announcement - Clerk of the Board

4. ABAG Administrative Committee Consent Calendar

- 4a. [19-0023](#) Approval of ABAG Administrative Committee Summary Minutes of the January 11, 2019 Meeting

Action: ABAG Administrative Committee Approval

Attachments: [4a ABAG AC Minutes 20190111.pdf](#)

5. MTC Compensation Announcement - Clerk of the Committee

6. MTC Planning Committee Consent Calendar

Approval of the Consent Calendar

Upon the motion by Commissioner Pierce and second by Vice Chair Halsted, the Consent Calendar was approved by the following vote:

Aye: 6 - Chair Spering, Vice Chair Halsted, Commissioner Aguirre, Commissioner Connolly, Commissioner Pierce and Commissioner Cortese

Absent: 1 - Commissioner Liccardo

- 6a.** [19-0024](#) Approval of MTC Planning Committee Minutes of the January 11, 2019 Meeting

Action: MTC Planning Committee Approval

Attachments: [6a MTC PLNG Minutes Jan 11 2019.pdf](#)

Commissioner Liccardo arrived after the approval of the MTC Planning Committee Consent Calendar.

7. Information

- 7a.** [19-0025](#) 2019 Roadmap: From Horizon to Plan Bay Area 2050

Overview of how the various Horizon deliverables from 2018 and 2019 will inform the Preferred Plan Bay Area 2050, in addition to highlighting preparatory activities for Plan Bay Area 2050 (e.g., Call for Projects).

Action: Information

Presenter: Dave Vautin and Adam Noelting, MTC / ABAG

Attachments: [07a RoadmapToPBA50.pdf](#)

Pat Ecklund was called to speak.

- 7b.** [19-0026](#) Vital Signs: Equity Update

Summary of the latest updates from Vital Signs, MTC / ABAG's comprehensive performance monitoring initiative. Preview of key findings from recent data updates to equity indicators.

Action: Information

Presenter: Raleigh McCoy, MTC / ABAG

Attachments: [07b VitalSignsEquityUpdate.pdf](#)

Jane Kramer was called to speak.

8. Public Comment / Other Business

9. Adjournment / Next Meeting

The next meeting of the MTC Planning Committee will be Friday, March 8, 2019 at 9:30 a.m. at the Bay Area Metro Center, 375 Beale Street, San Francisco, CA.

Metropolitan Transportation Commission

Legislation Details (With Text)

File #: 19-0116 **Version:** 1 **Name:**

Type: Report **Status:** Informational

File created: 1/29/2019 **In control:** Joint MTC Planning Committee with the ABAG Administrative Committee

On agenda: 3/8/2019 **Final action:**

Title: Horizon: Interim Futures Report - Opportunities and Challenges

Initial findings on the three futures for Horizon, including opportunities and challenges presented by each.

Sponsors:**Indexes:****Code sections:**

Attachments: [7a_HorizonFutures_OpportunitiesAndChallenges.pdf](#)

Date	Ver.	Action By	Action	Result
------	------	-----------	--------	--------

Subject:

Horizon: Interim Futures Report - Opportunities and Challenges

Initial findings on the three futures for Horizon, including opportunities and challenges presented by each.

Presenter:

Michael Germeraad

Recommended Action:

Information

Attachments:



M E M O R A N D U M

Agenda Item 7a

TO: Joint MTC Planning Committee with the
ABAG Administrative Committee

FR: Deputy Executive Director, Policy

RE: Horizon: Interim Futures Report - Opportunities and Challenges

DATE: March 6, 2019

Summary

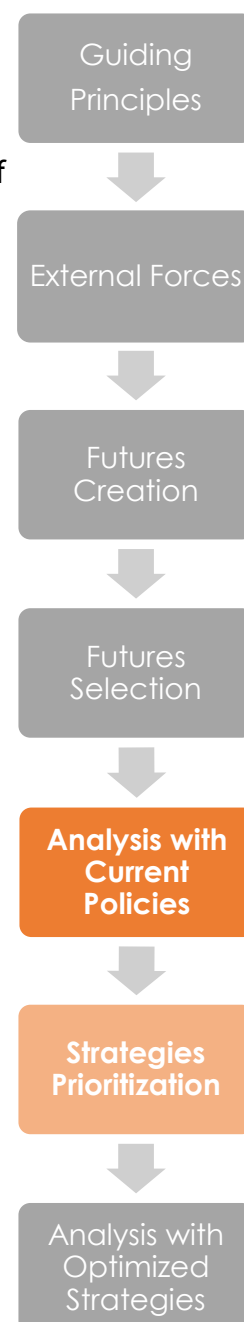
Today, MTC/ABAG staff are releasing the Opportunities and Challenges Report, which highlights major opportunities and challenges that the Bay Area might face in the coming decades as a result of three “what if...?” scenarios known as futures. This report is a key milestone of the **Horizon** long-range planning process, designed to help prioritize strategies in an era of uncertainty. Over the past six months, staff have analyzed the three futures finalized in summer 2018 using economic, land use, and travel models. This work is focused on exploring how previously unmodeled external forces, such as autonomous vehicles, rate of sea level rise, and national economic growth, affect the Bay Area’s future - assuming that today’s policies continue in future decades.

The final report provides a set of opportunities and challenges for each future, organized by impacts on the five **Horizon** Guiding Principles: affordable, connected, diverse, healthy, and vibrant. The report will be available on the **Horizon** website at bayareametro.gov/horizon.

The Futures Process

Futures Planning is a new way of looking at long-range planning, focusing on exploring divergent “what if...?” scenarios to identify strategies that are effective in a wide variety of circumstances. It replaces traditional scenario planning where funding and growth are distributed based on fixed assumptions; instead, the Futures Planning process outlines a variety of potential political, technological, economic and environmental challenges that would affect the lives of Bay Area residents.

Based on the first round of analysis, the Opportunities and Challenges Report explores the future conditions of the Bay Area with current policies - in part, to understand what challenges may emerge if we do not take action in the coming years. This month, we pivot to the next phase of Futures Planning for **Horizon**, delving into prioritization of strategies for further testing in the second round of analysis.



Upcoming Opportunities to Provide Strategy Feedback

Based on feedback from stakeholders and residents in March, MTC/ABAG will identify a suite of transportation, land use, economic development, and resilience strategies to apply to each future in the second round of analysis. An optimized mix of strategies will be incorporated for each future, with the goal of better understanding the effectiveness of current and new strategies across a range of potential future conditions.

In the coming weeks, staff will engage with the public, stakeholders, and community-based organizations to get feedback on which strategies should be prioritized for further study for each future:

- **Technical Stakeholders Workshop (1)**
- **Public Workshops (5)**
 - March 12, 6pm-8pm; Oakland, 101 8th Street
 - March 14, 6pm-8pm; San Jose, 200 E. Santa Clara Street
 - March 16, 10am-12pm; Petaluma, 320 North McDowell Blvd
 - March 19, 6pm-8pm; San Bruno, 1150 El Camino Real
 - March 20, 6pm-8pm; Vallejo, 253 Georgia Street
- **Community Based Organization Focus Groups (8)**
- **Online Engagement via Vital Signs Website:** <http://www.vitalsigns.mtc.ca.gov/horizon>

Next Steps

Staff will return to the MTC Planning and ABAG Administrative Committees in April with a summary of feedback from March outreach and a preliminary list of strategies to analyze in each of the three futures for the next phase of **Horizon**.



Alix A. Bockelman

Attachments:

- Attachment A: Presentation

AAB:mg

J:\COMMITTEE\Planning Committee\2019\03_PLNG_Mar 2019\7ai_HorizonFutures_OpportunitiesAndChallenges_v2.docx



H O R I Z O N

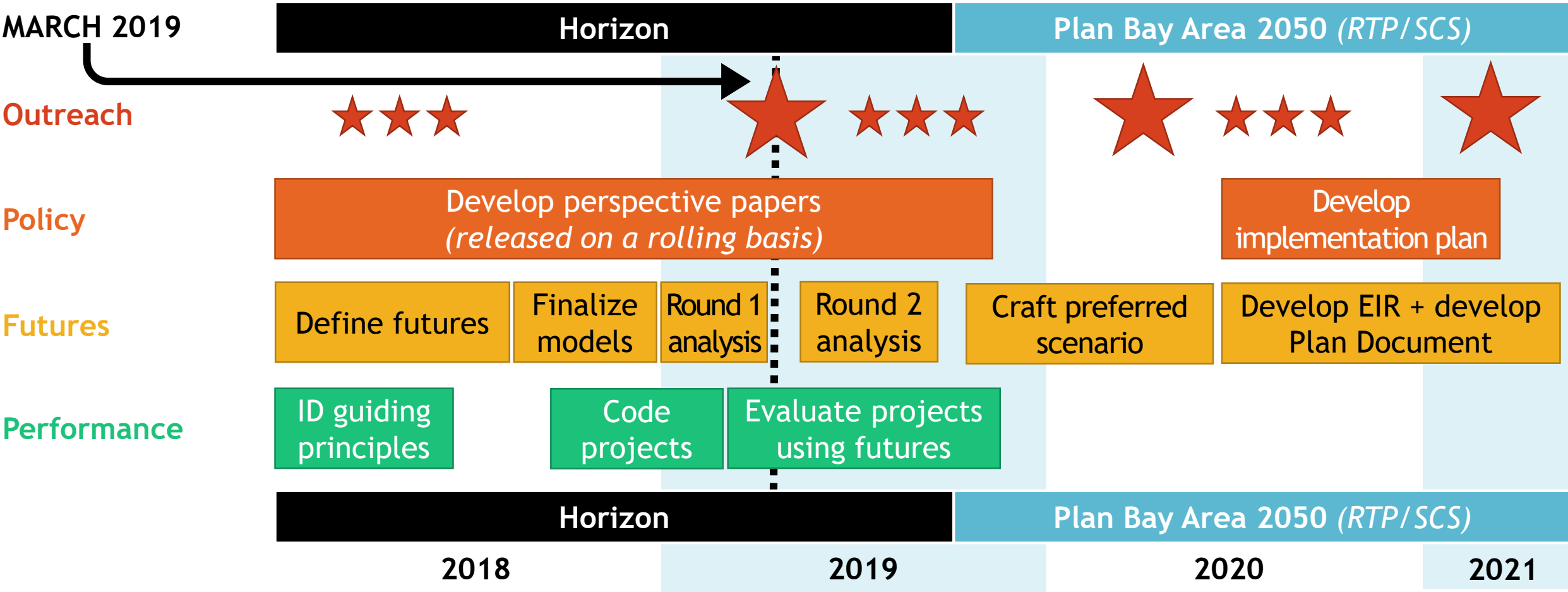
Futures - Interim Report

Opportunities and Challenges

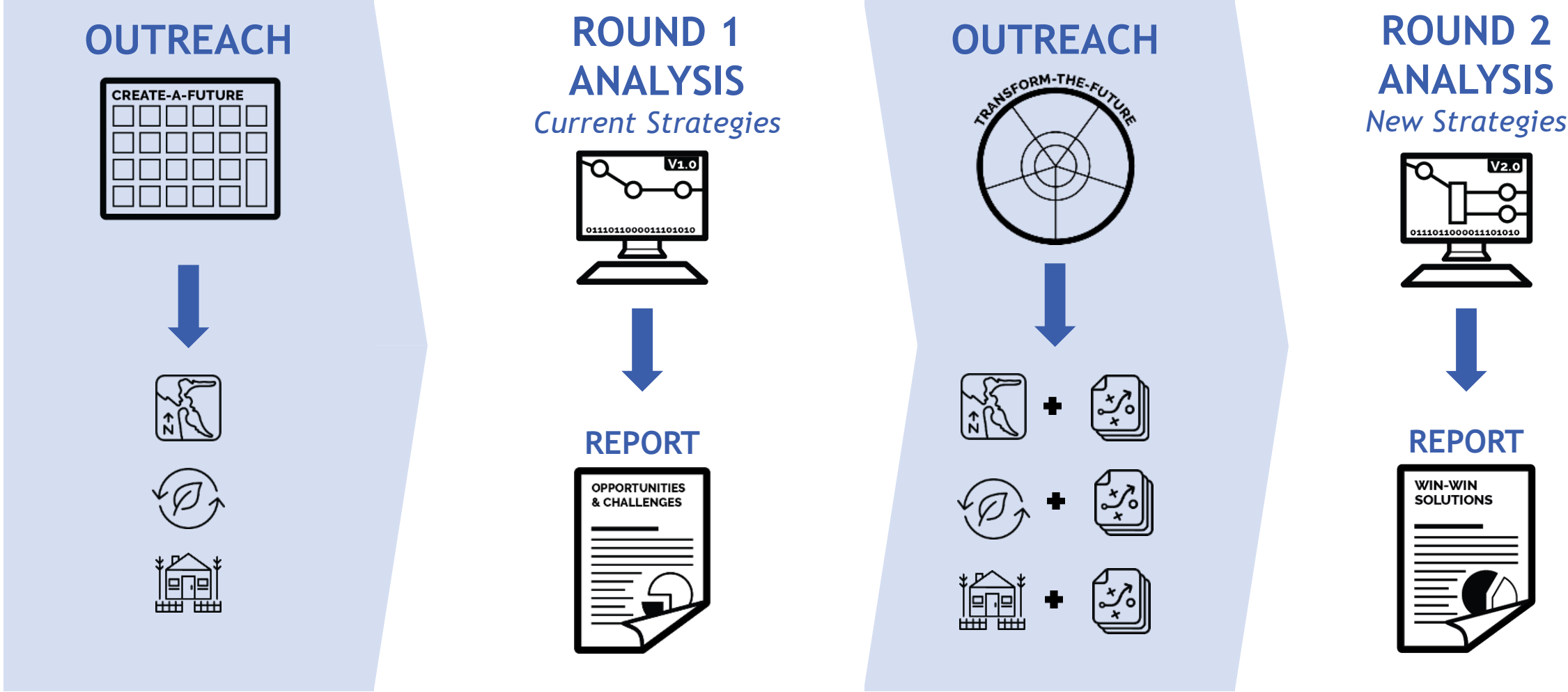
Joint MTC Planning Committee with the ABAG Administrative Committee

March 8, 2019

Schedule for Horizon and Plan Bay Area 2050



Futures Process



Futures Analysis

Plan Bay Area 2040

Adopted in July 2017

Horizon Futures Round 1 Analysis

- *How does the region's currently-adopted Plan fare in an era of uncertainty?*
- *What are the opportunities and challenges the region may face?*



Horizon Futures Round 2 Analysis

- *How might new strategies result in improved outcomes in each future?*
- *Which strategies are effective across many futures?*



Baseline



PBA 2040
Strategies



Baseline



**External
Forces**



PBA 2040
Strategies



Baseline






External
Forces



**New
Strategies**



External Forces

FUTURE NAME	IMMIGRATION AND TRADE	NATIONAL TAXES AND FUNDING	NATIONAL GROWTH	LAND USE PREFERENCES	NATIONAL ENVIRONMENTAL POLICY	NEW TECHNOLOGIES	NATURAL DISASTERS
 Rising Tides, Falling Fortunes	Reduced	Lower funding due to tax cuts	Limited	Housing: more urban	Relaxed regulations (3' SLR)	More limited	Magnitude 7.0 Hayward Fault earthquake
				Similar to today			
 Clean and Green	Similar to today	Higher funding via carbon tax	Similar to today	Housing: more urban	Stricter regulations (1' SLR)	Widespread	Magnitude 7.0 Hayward Fault earthquake
				Jobs: more dispersed			
 Back to the Future	Increased	Similar to today	Rapid	Housing: more dispersed	Similar to today (2' SLR)	Widespread	Magnitude 7.0 Hayward Fault earthquake
				Jobs: more urban			



PBA 2040
Policies

Plan Bay Area 2040 Policies

Land Use

- **Assign higher density** than currently allowed by cities in **select PDAs**.
- **Keep urban growth boundaries** in place.
- **Preserve and incorporate office space caps** in **some job-rich cities**.
- **Assume 10% inclusionary zoning** for all for-profit housing development.
- **Assume eased parking minimums, streamlined process, and subsidies stimulate development** in **PDAs**.

Transportation

- **Operate and Maintain** - Fix-it-First; Ongoing Operations
- **Modernize** - Caltrain Electrification, BART Core Capacity, New BRT Lines, Bay Area Forward, etc.
- **Expand** - BART to Silicon Valley, Caltrain DTX, Express Lanes Network, etc.



H O R I Z O N

Three Futures

By imagining three different futures for the Bay Area, we can begin to explore the impacts associated with each path forward.

H O R I Z O N

Rising Tides, Falling Fortunes

Imagine a future where the federal government cuts spending and reduces regulations, leaving decisions to states & regions.





H O R I Z O N

Clean & Green

Imagine a future where new technologies and a national carbon tax enabled telecommuting and distributed job centers.



H O R I Z O N

Back to the Future



Imagine a future where an economic boom and new transportation options spur a new wave of development.

Photo Credit: Paulo Philippidis, Bus Through Sonic Runway
<https://www.flickr.com/photos/canorus/40642623862>


Population Growth

■ = 50,000 residents.
a single line represents 1 million residents





Rising Tides, Falling Fortunes

+1.0 million residents in 2050



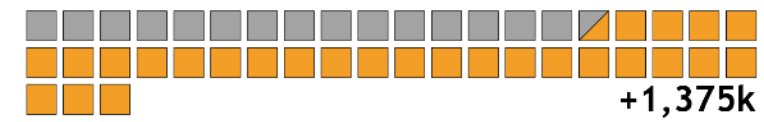
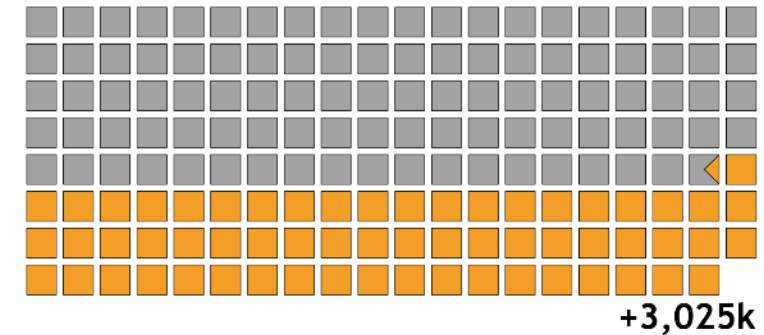
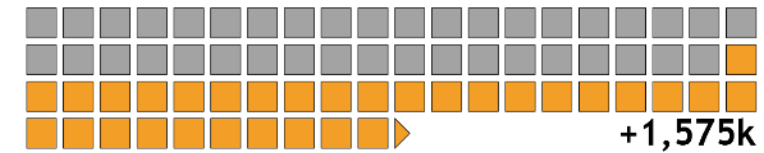
Clean and Green

+3.1 million residents in 2050



Back to the Future


+6.0 million residents in 2050



Housing Growth

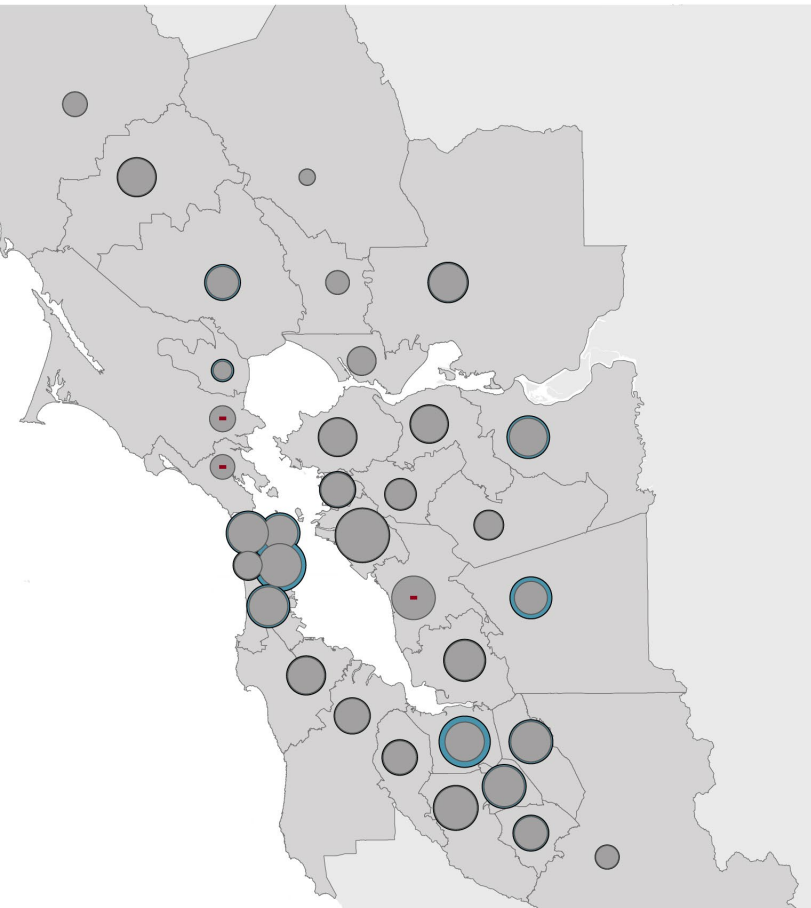
Circle color is
representative of year.

Circle area is representative
of the number of homes.



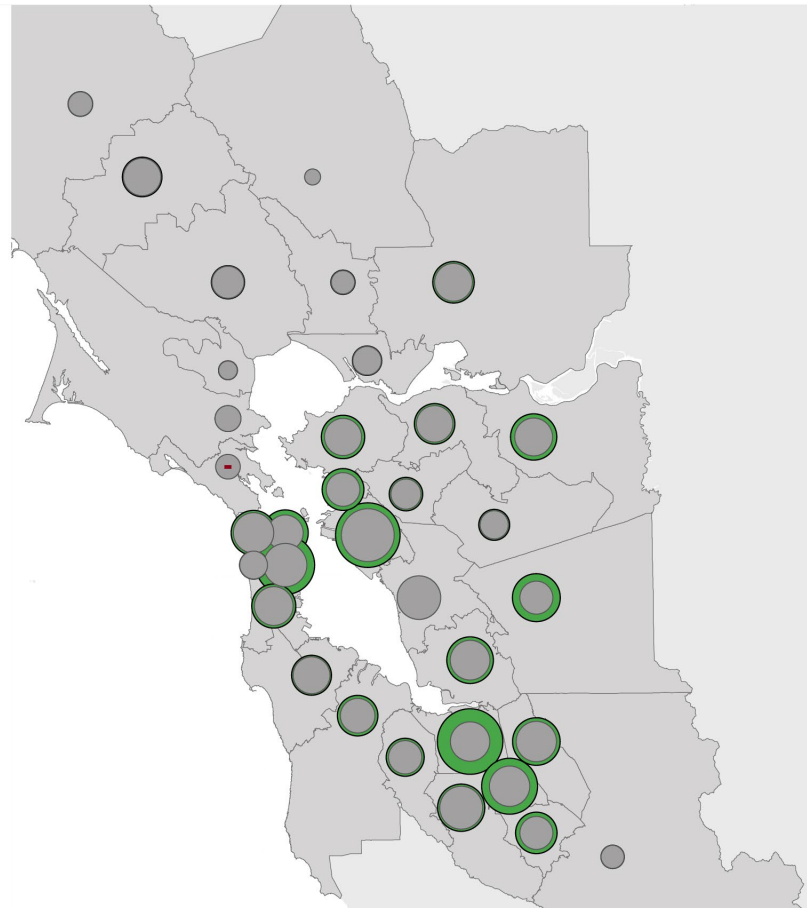
Rising Tides, Falling Fortunes

+0.5 million units by 2050



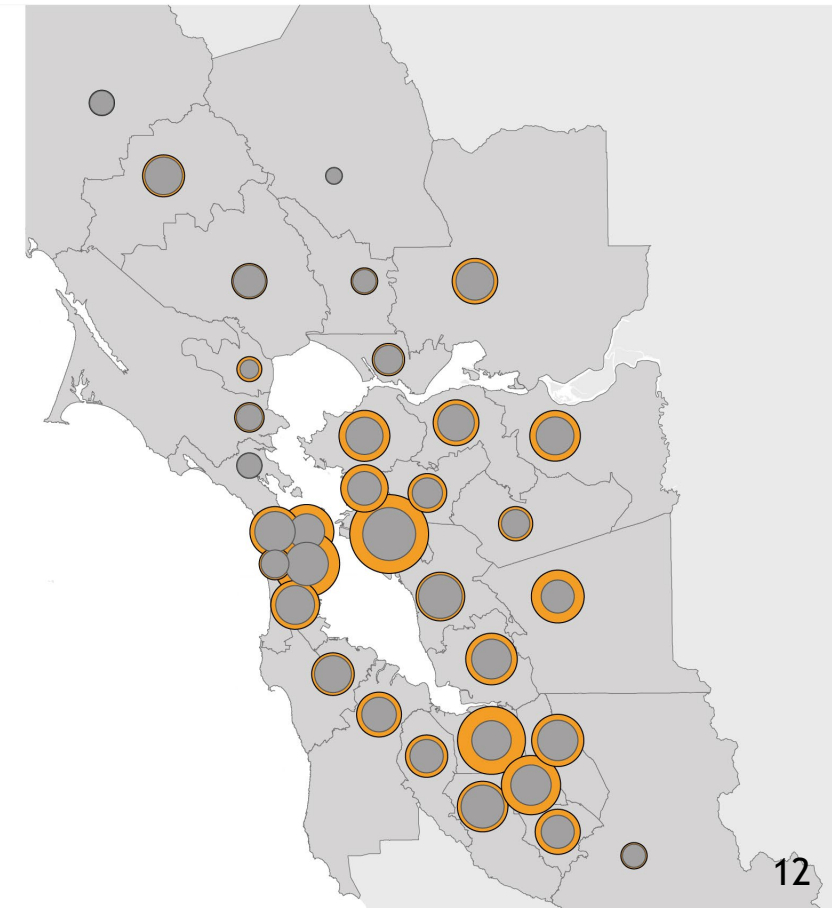
Clean and Green

+1.3 million units by 2050



Back to the Future

+2.1 million units by 2050




Job Growth

Circle color is
representative of year.

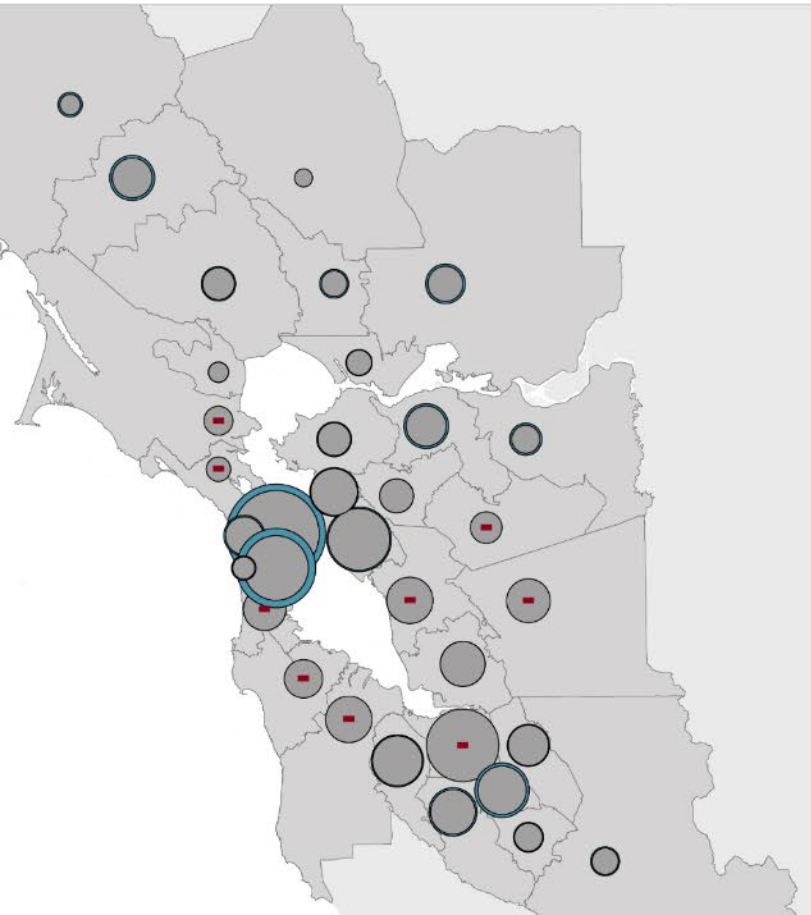


Circle area is representative
of the number of jobs.



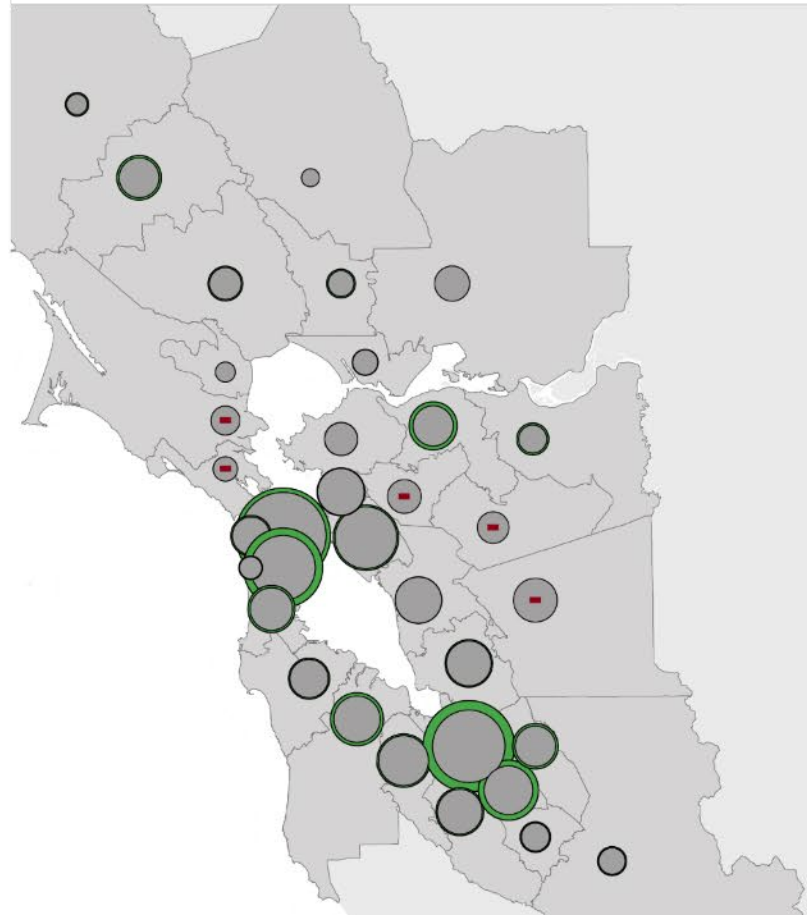
Rising Tides, Falling Fortunes

+0.5 million jobs by 2050



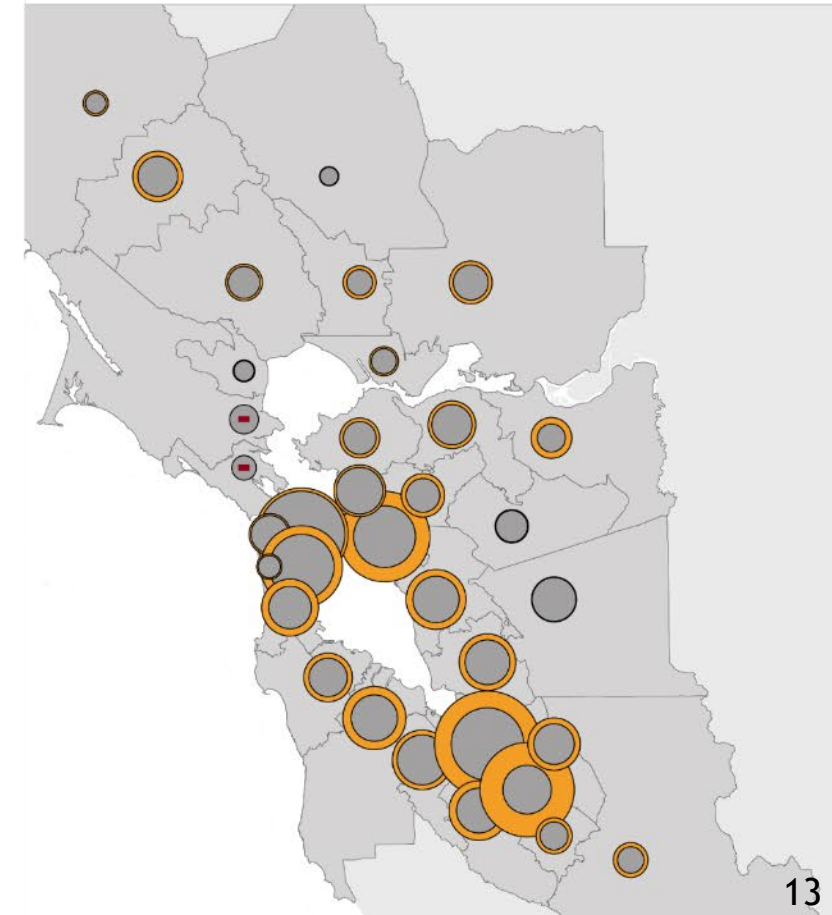
Clean and Green

+1.1 million jobs by 2050



Back to the Future

+2.7 million jobs by 2050



The logo graphic for Horizon, featuring a stylized white horizon line with a wavy, mountain-like silhouette above it, set against a blue gradient background.

H O R I Z O N

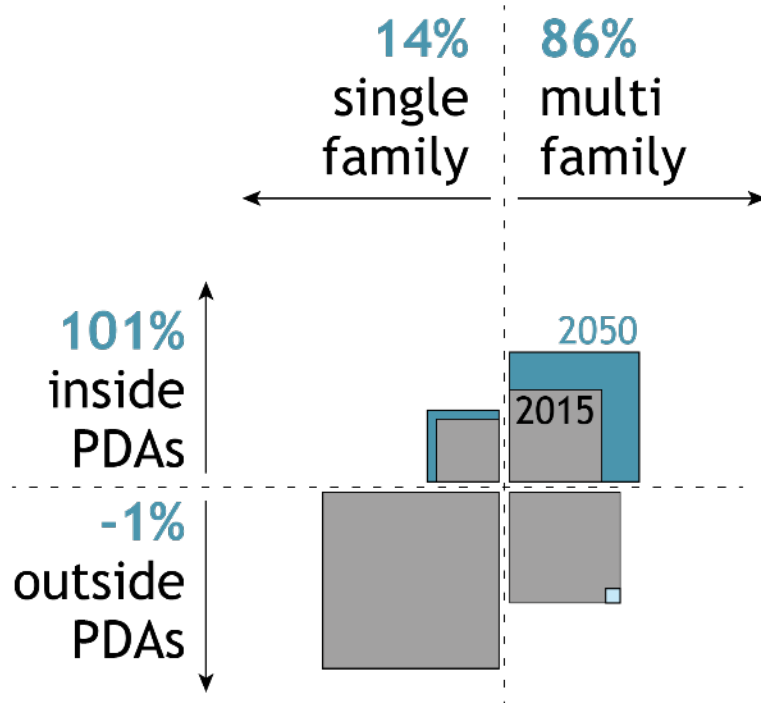
Opportunities & Challenges: Top 10 Findings

We have explored the opportunities and challenges associated with each future across the five Guiding Principles of Horizon.

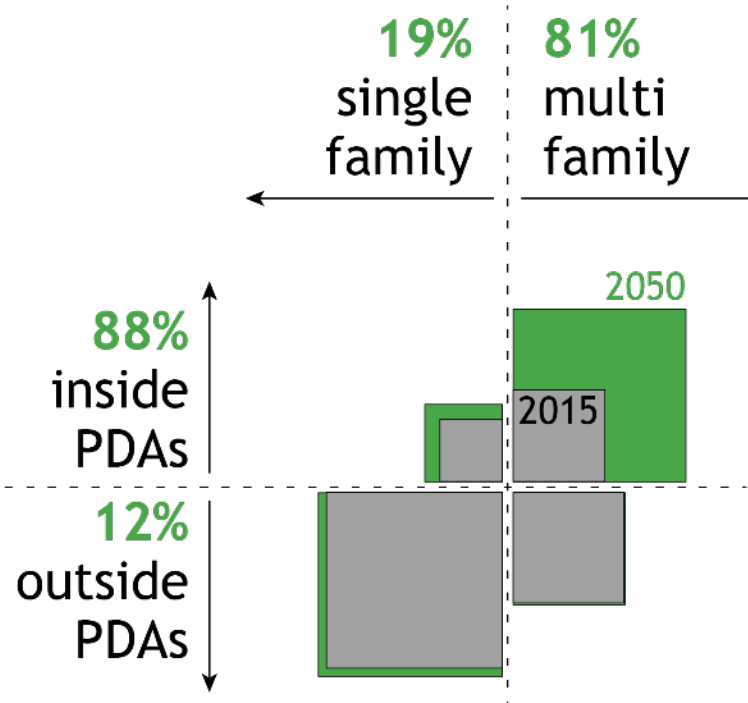


Priority Development Areas (PDAs) thrive in all three futures, putting a greater share of residents close to higher-quality affordable transit.

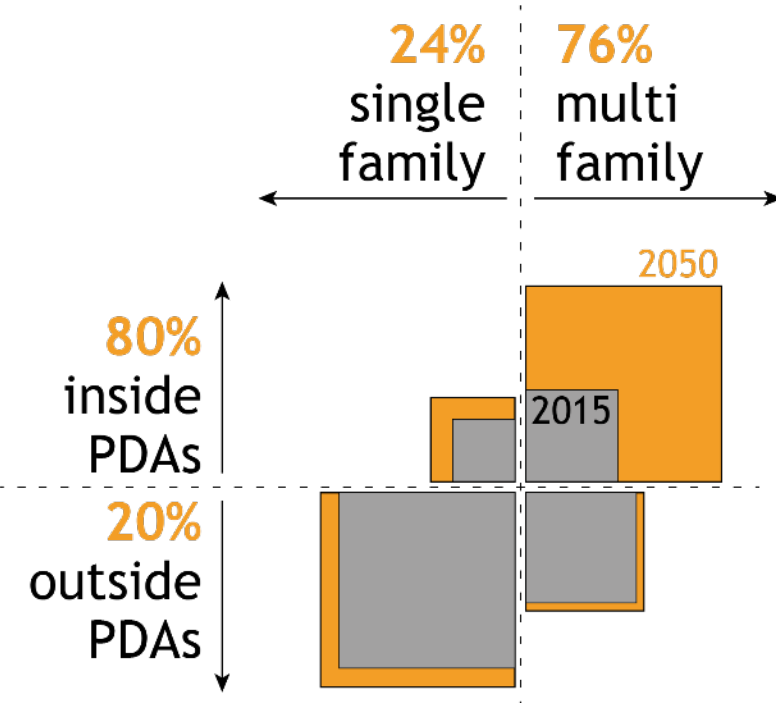
Rising Tides, Falling Fortunes



Clean and Green



Back to the Future

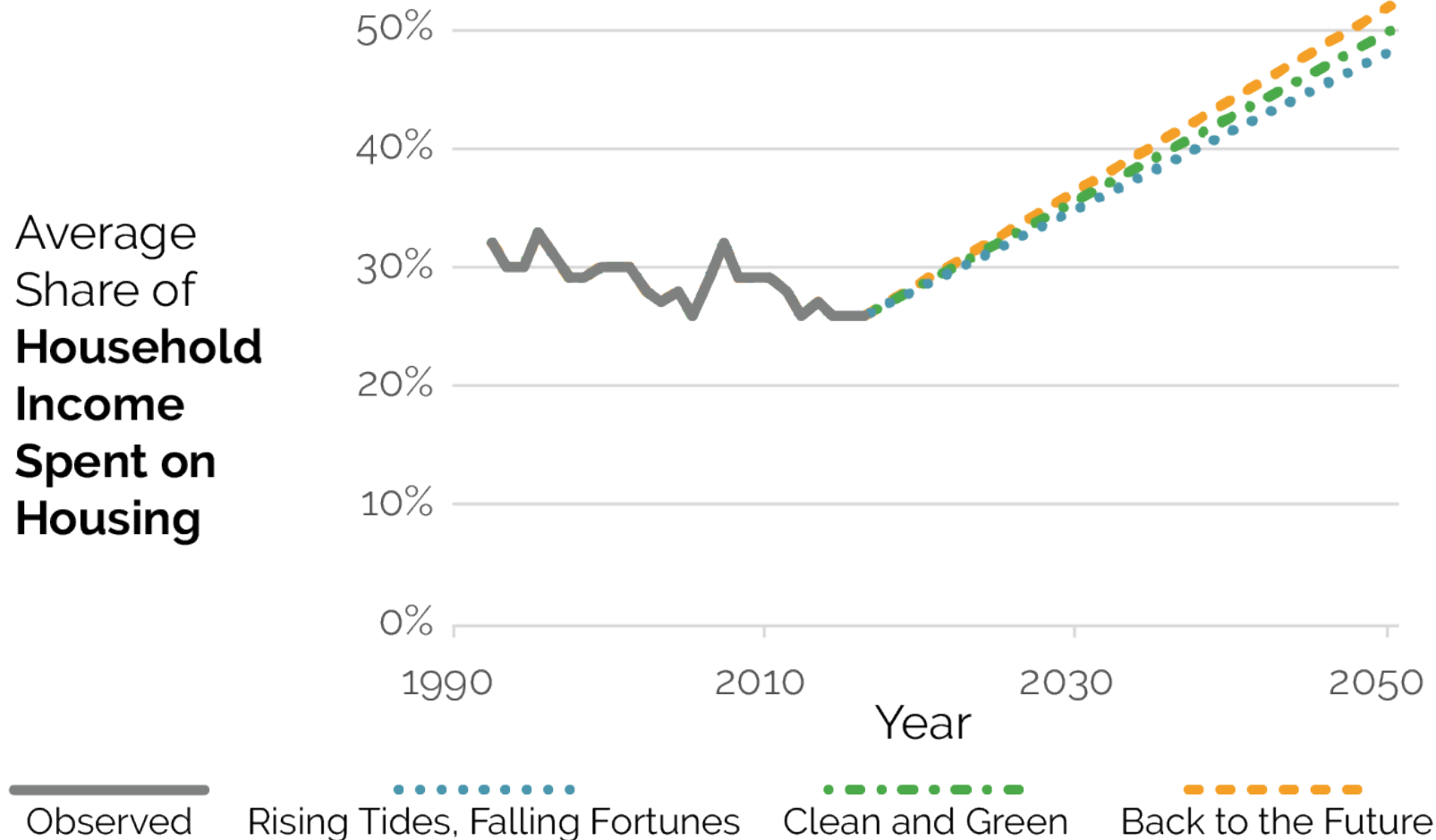


Challenge



AFFORDABLE

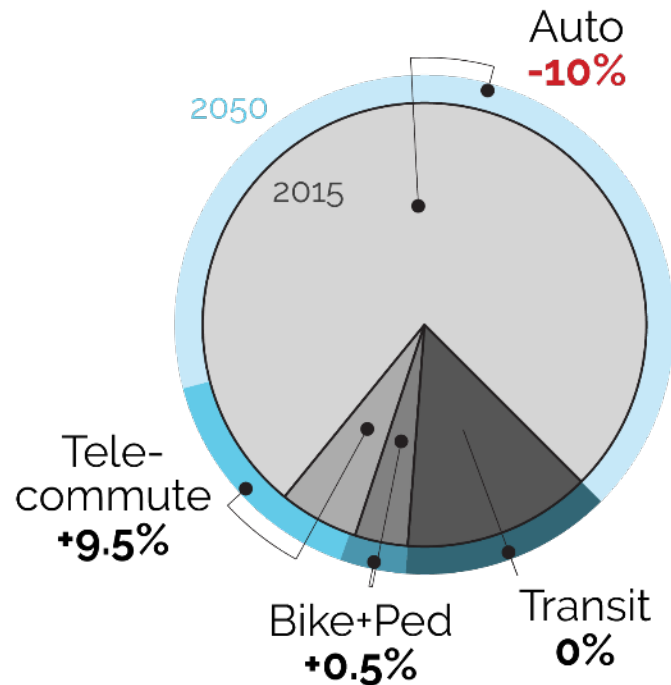
Without new strategies in place, Bay Area housing affordability is likely to continue to get worse.



With growing demand for telecommuting and transit, a smaller percentage of residents may need to depend on automobiles to get around.

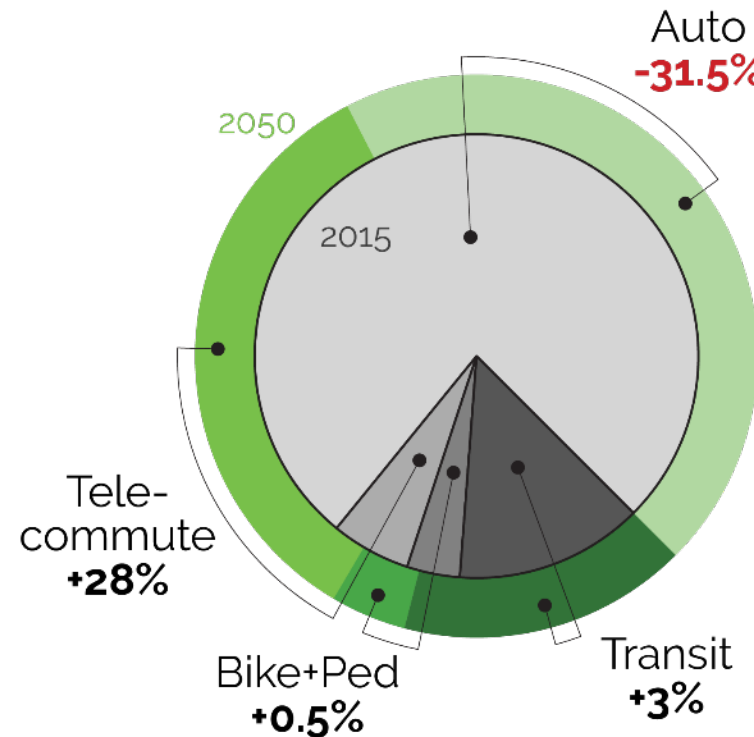
Rising Tides, Falling Fortunes

In 2050, 67% of commuters use autos.



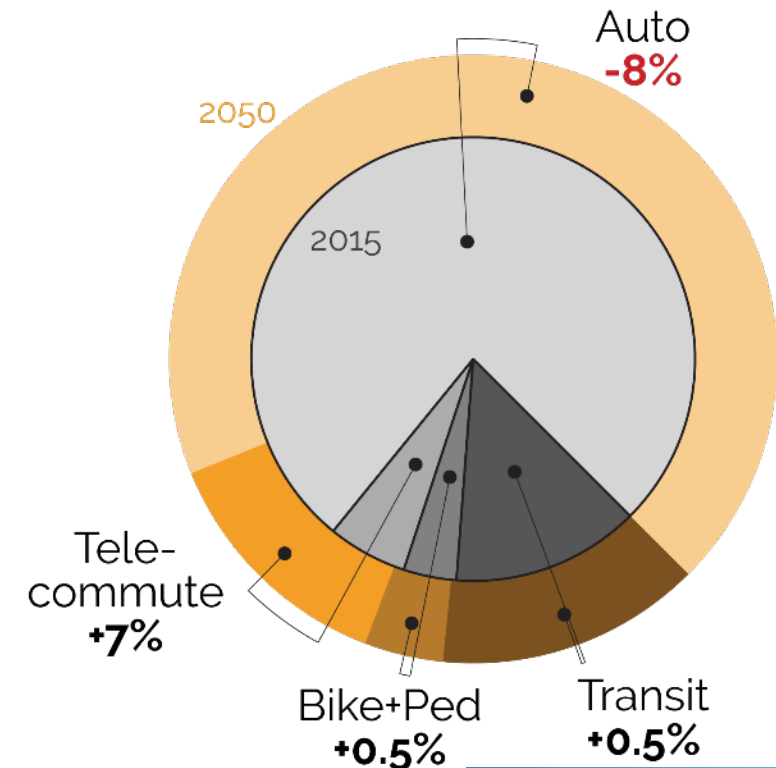
Clean and Green

In 2050, 45% of commuters use autos.



Back to the Future

In 2050, 69% of commuters use autos.



In 2015, 77% of commuters use an automobile to get to work.

Without new strategies like roadway pricing, changing conditions will result in even higher levels of traffic congestion.

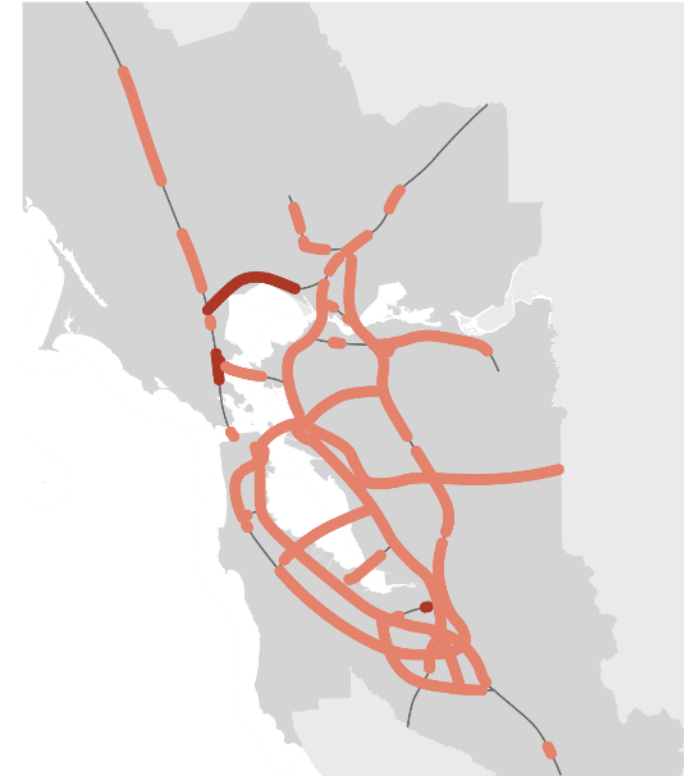
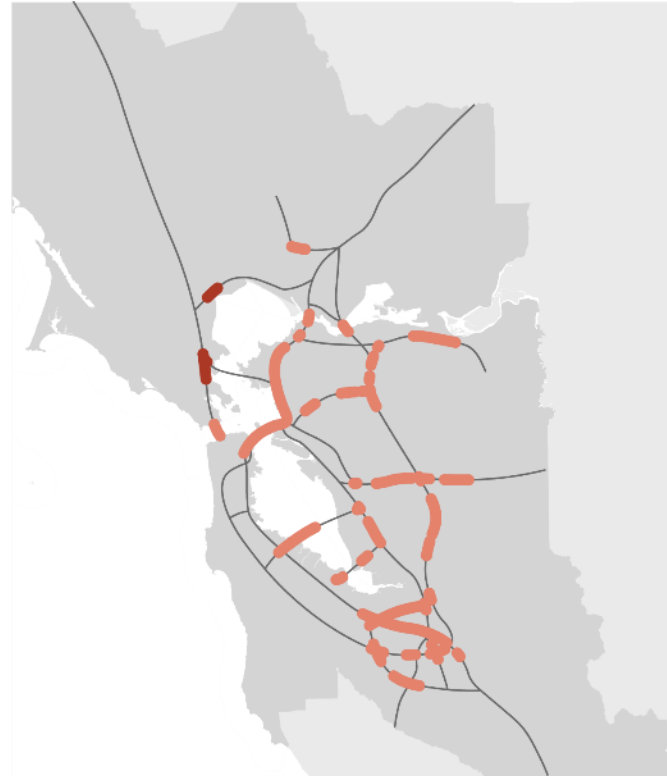
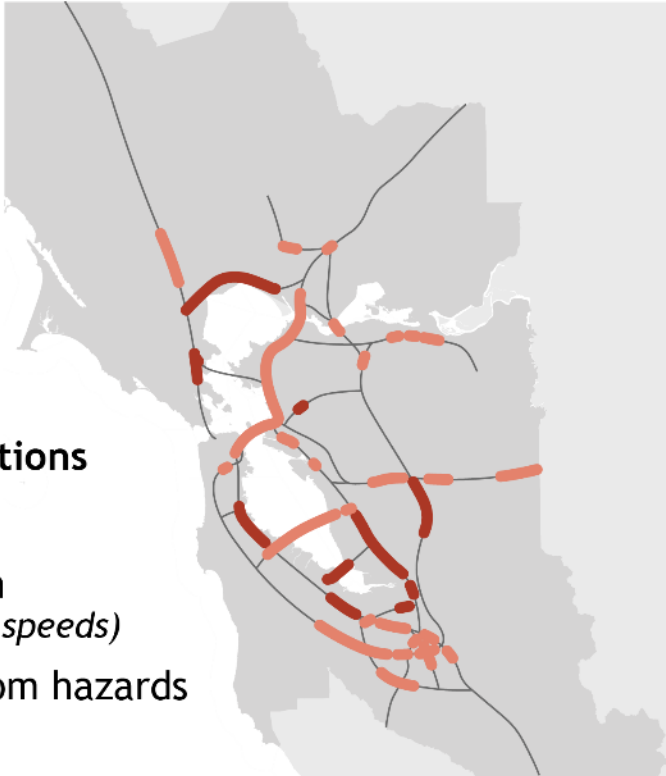
Rising Tides, Falling Fortunes
Limited AV, Similar cost to drive,
Similar ownership model

Clean and Green
Significant AV, High cost to drive,
Shared ownership model

Back to the Future
Significant AV, Low cost to drive,
Individual ownership model

2050 Highway Conditions

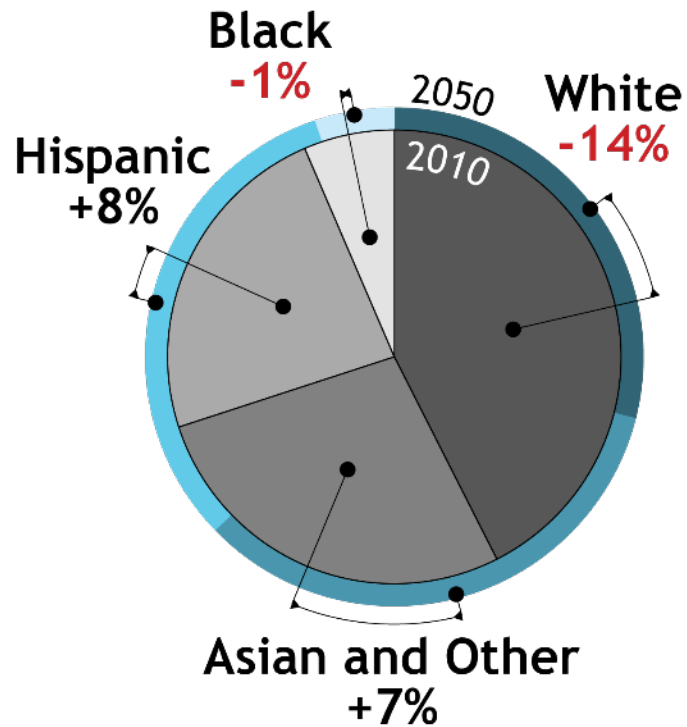
- major highways
- 2050 congestion
(less than 35mph speeds)
- 2050 closure from hazards



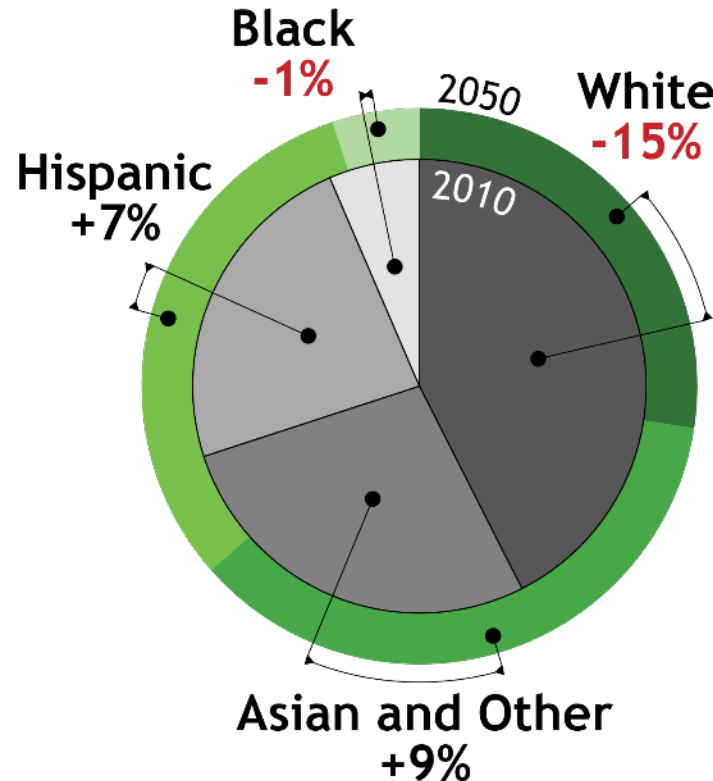
Opportunity #1

The Bay Area is likely to become more racially diverse over time, driven primarily by immigration from abroad.

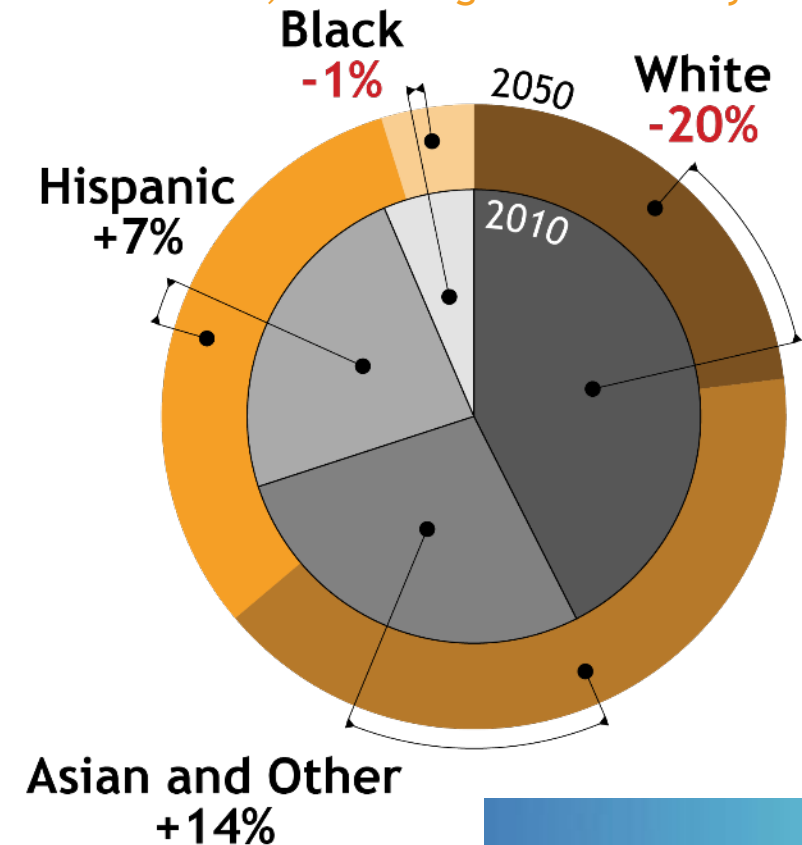
Rising Tides, Falling Fortunes +20,000 immigrants annually



Clean and Green +80,000 immigrants annually



Back to the Future +240,000 immigrants annually




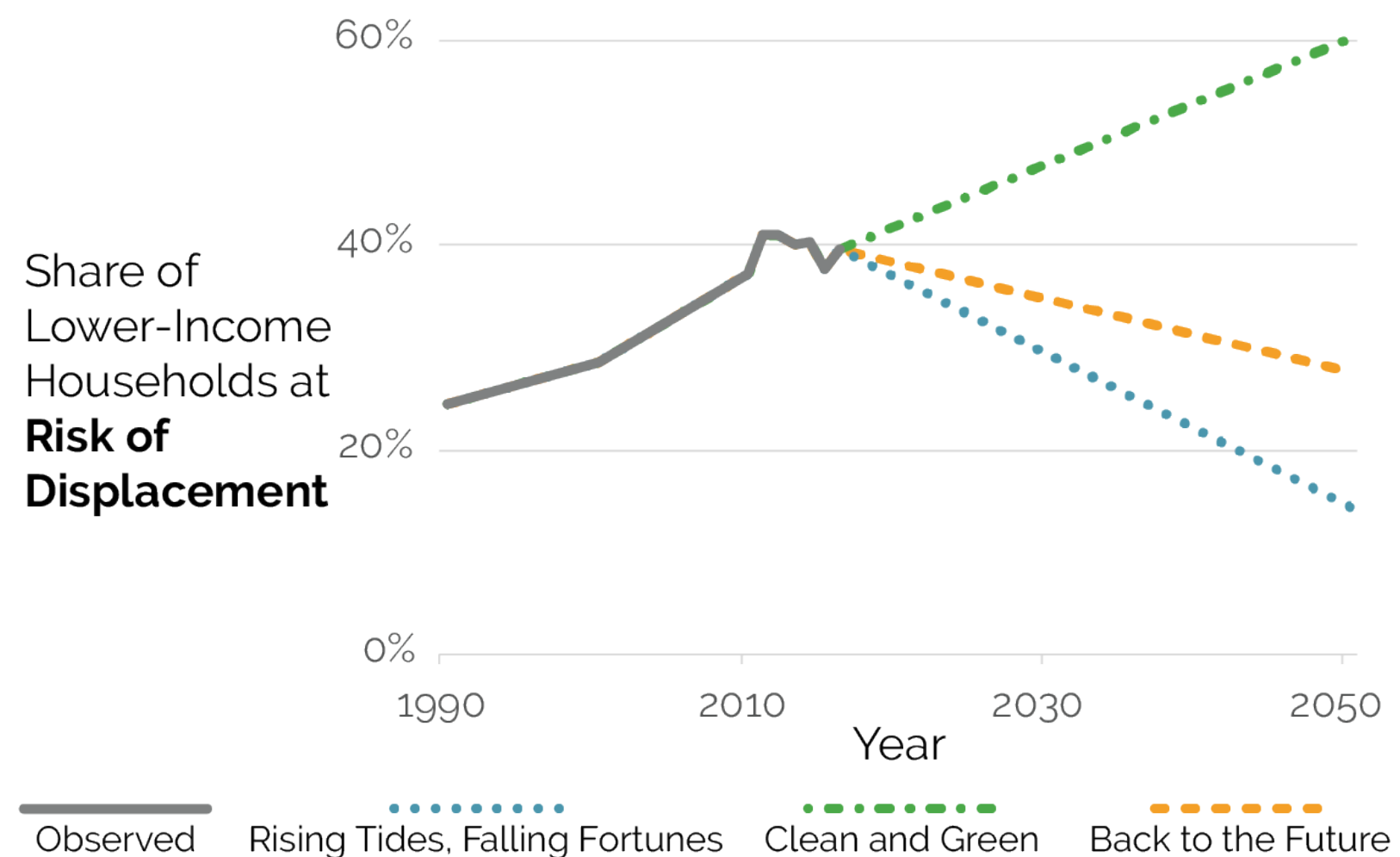
Above is the change in regional share. In *Rising Tides*, a future with slower growth, the absolute number of white residents decreases. In *Back to the Future*, a future with faster growth, the absolute number of white residents increases, but as a share of the regional population it decreases.

Opportunity #2

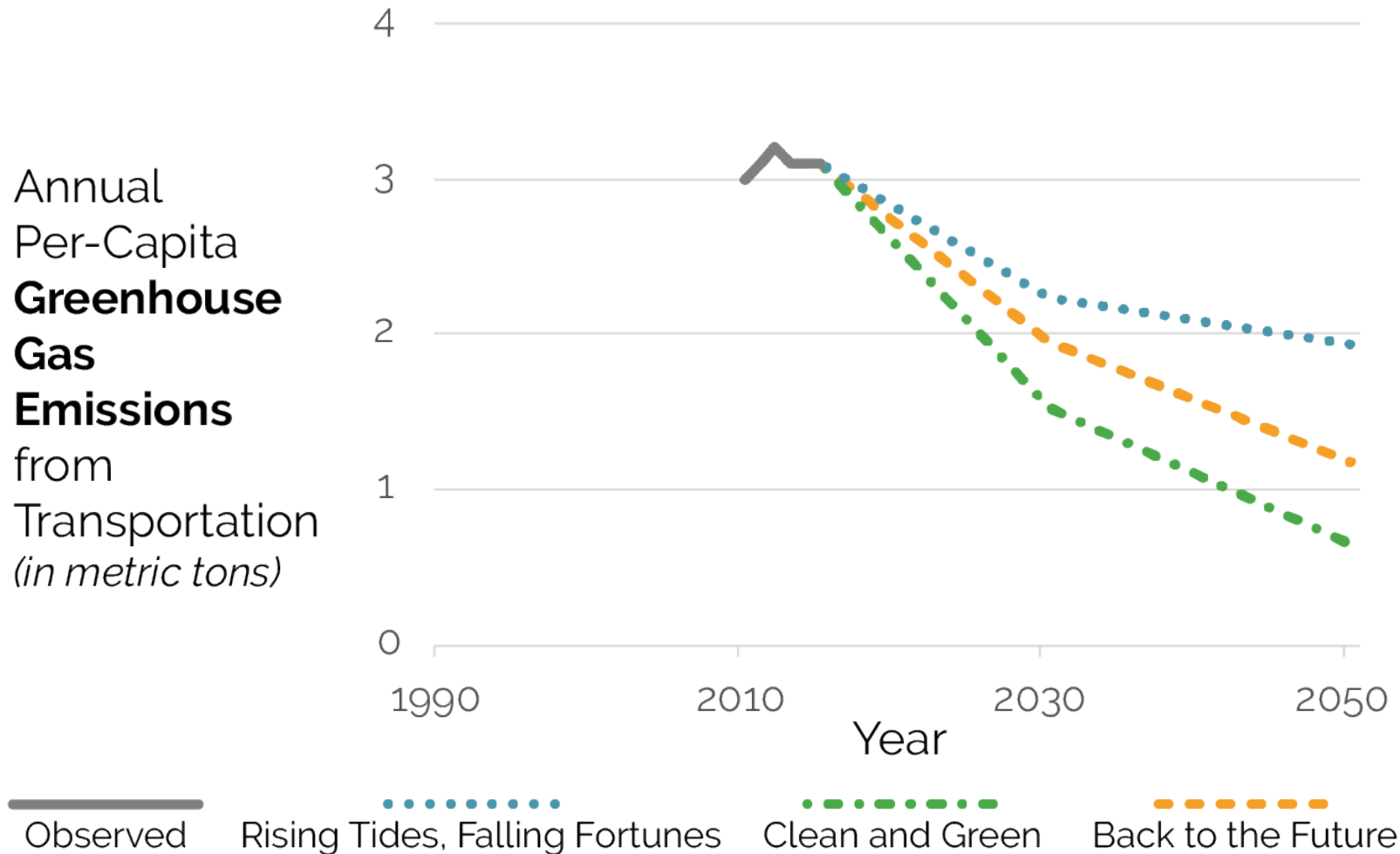


DIVERSE

Rapid housing growth - or an economy cool-off - could both help ease displacement pressures.



Electrification and urban growth boundaries could reduce human impacts on the environment.



Acute impacts from sea level rise and natural disasters will be more difficult to recover from if the region's economy is weak.

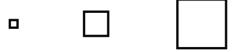
Rising Tides, Falling Fortunes
3 feet of sea level rise

Clean and Green
1 foot of sea level rise

Back to the Future
2 feet of sea level rise

Homes Affected by Hazards





1k 10k 40k

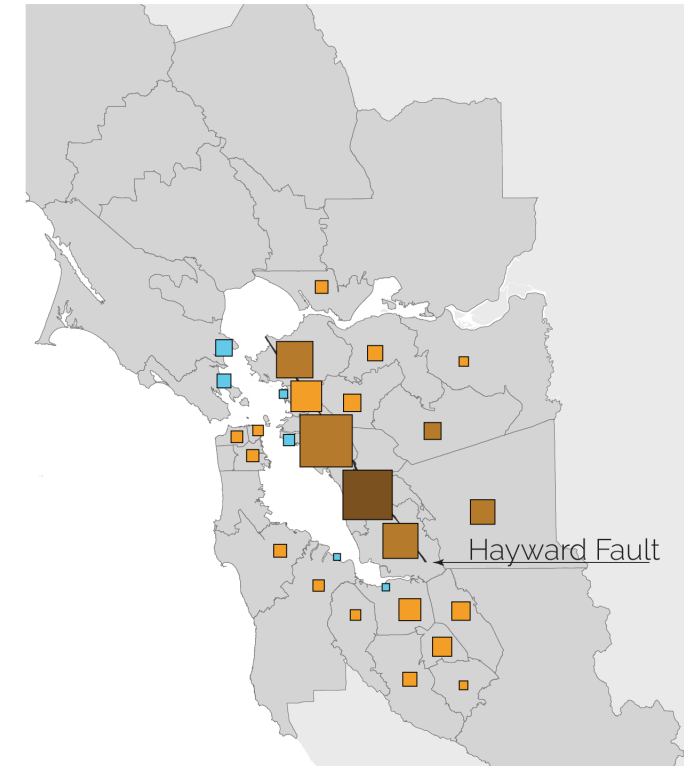
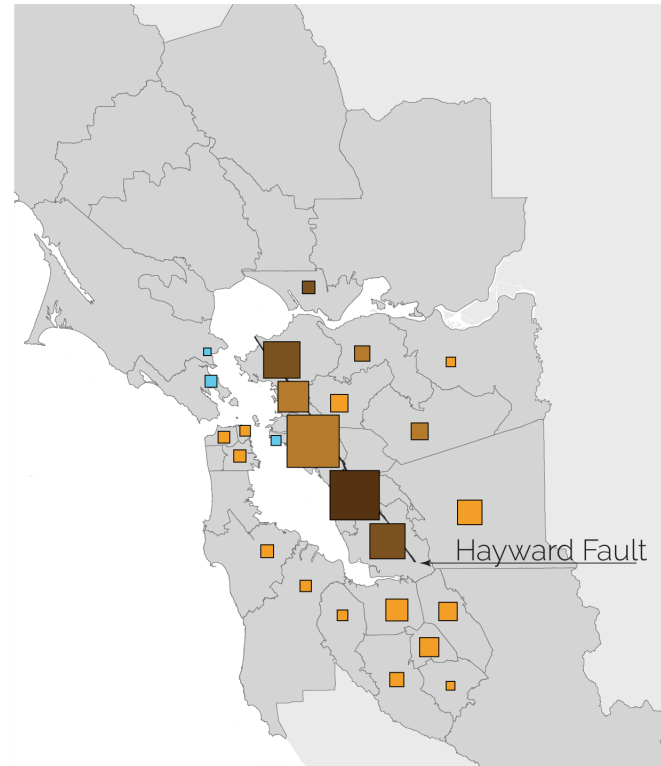
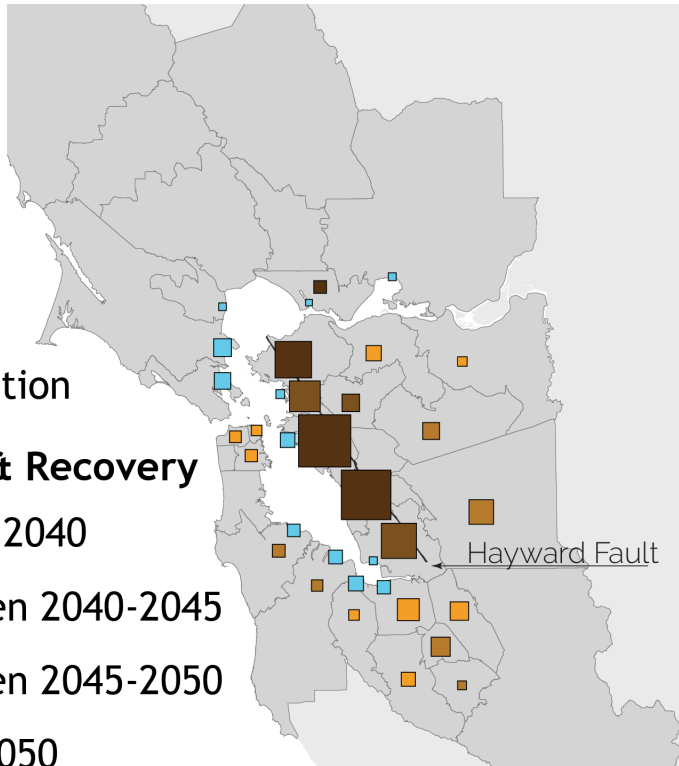


Sea Level Rise

 Permanent Inundation

Earthquake Damage & Recovery

 Recovered before 2040
 Recovered between 2040-2045
 Recovered between 2045-2050
 Recovered after 2050



Challenge #1

Land use strategies included in *Plan Bay Area 2040* are insufficient to address the region's longstanding jobs-housing imbalance.

Rising Tides, Falling Fortunes

+0.5M Homes, +0.5M Jobs

Overall Growth

Circle area represents combined job & housing growth from 2015 to 2050.

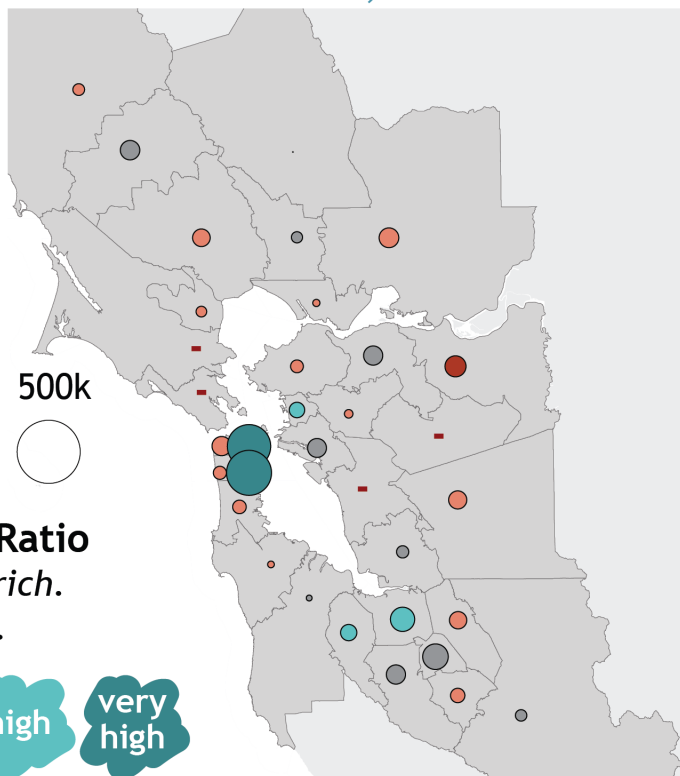
negative growth 10k 100k 500k

2050 Jobs/Housing Ratio

Red areas are housing rich.

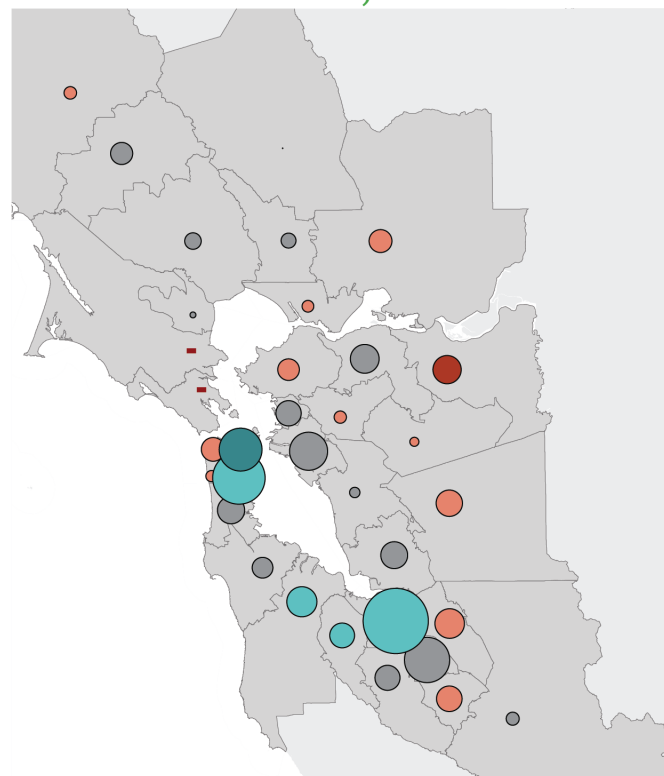
Blue areas are job rich.

very low low avg. high very high



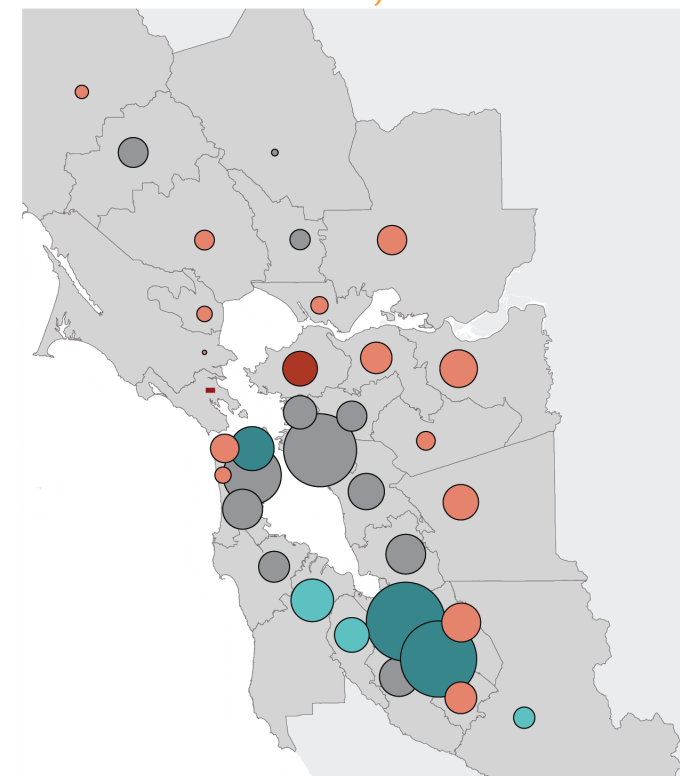
Clean and Green

+1.3M Homes, +1.1M Jobs



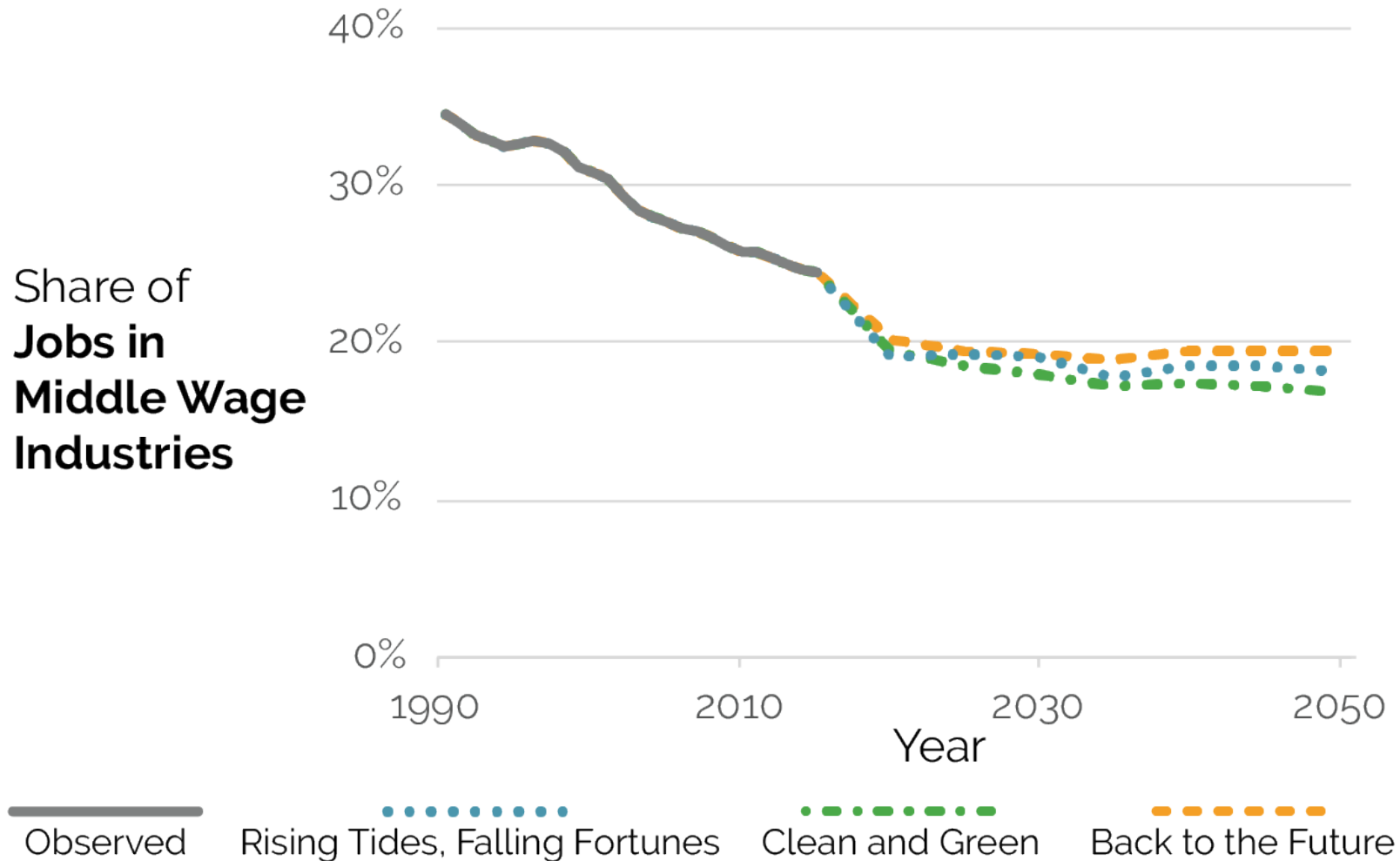
Back to the Future

+2.1M Homes, +2.7M Jobs






Challenge #2




Middle-wage jobs continue to disappear in all three futures.



Futures Scorecard - Guiding Principles (1)

Selected Indicators from VITAL SIGNS		2015	<i>Rising Tides, Falling Fortunes</i> 2050 <i>Plan Bay Area 2040 Policies</i>	<i>Clean and Green</i> 2050 <i>Plan Bay Area 2040 Policies</i>	<i>Back to the Future</i> 2050 <i>Plan Bay Area 2040 Policies</i>
 AFFORDABLE	Housing costs <i>(share of income)</i>	26%	48%	50%	52%
	Housing production <i>(net new units)</i>	16,000	14,000	38,000	60,000
 CONNECTED	Non-auto commute mode share	25%	33%	55%	31%
	Average commute time <i>(minutes)</i>	31	34	36	40
 DIVERSE	Risk of displacement <i>(share of lower-income HHs)</i>	38%	14%	60%	28%

Futures Scorecard - Guiding Principles (2)

Selected Indicators from VITAL SIGNS		2015	<i>Rising Tides, Falling Fortunes</i> 2050 Plan Bay Area 2040 Policies	<i>Clean and Green</i> 2050 Plan Bay Area 2040 Policies	<i>Back to the Future</i> 2050 Plan Bay Area 2040 Policies
 DIVERSE	Low-income population <i>(share of overall population)</i>	50%	54%	37%	39%
 HEALTHY	Greenhouse gas emissions <i>(per-capita)</i>	3.0	1.9	0.7	1.2
	Annual greenfield development <i>(acres)</i>	1,200	300	300	500
 VIBRANT	Jobs in middle-wage industries <i>(share of all jobs)</i>	21%	18%	17%	19%
	Gross regional product <i>(inflation-adjusted)</i>	\$0.7 trillion	\$1.1 trillion	\$2.1 trillion	\$1.9 trillion

Futures Interim Report: Opportunities and Challenges

The full report highlights a broader suite of opportunities and challenges, delving into specifics for each future.

Go to: mtc.ca.gov/our-work/plans-projects/horizon/futures-planning





H O R I Z O N

What's Next?

The conditions in each future present unique challenges and opportunities for the region to leverage and address in the next round of analysis.

Next Step for Futures: Round 2

Horizon Futures Round 2 Analysis

- *How might new strategies result in improved outcomes in each future?*
- *Which strategies are effective across many futures?*



Baseline



External
Forces



New
Policies

Strategies are based on existing and future Perspective Papers:

- Autonomous Vehicles
- Toward a Shared Future
- Growth Strategies
- The Future of Jobs (*Coming in April*)
- Bay Crossings (*Coming in May*)
- Sea Level Rise (*Coming in September*)

Strategies are also based on other efforts, including:

- CASA
- BCDC's *Adapting to Rising Tides Program*
- *Comprehensive Economic Development Strategy*
- *Horizon/Plan Bay Area 2050 Project Performance*



Get Involved Planning the Region's Future!

Stakeholder Workshop

San Francisco

3/11/19 - 8:30 AM to 1:30 PM

Public Workshops

Oakland

3/12/19 - 6:00 PM to 8:00 PM

San Jose

3/14/19 - 6:00 PM to 8:00 PM

Petaluma

3/16/19 - 10:00 AM to 12:00 PM

San Bruno

3/19/19 - 6:00 PM to 8:00 PM

Vallejo

3/20/19 - 6:00 PM to 8:00 PM

Online Outreach

vitalsigns.mtc.ca.gov/horizon

We're seeking input from stakeholders & the public on which strategies would *transform each future* - and we'll report back next month.



More information available at:
mtc.ca.gov/our-work/plans-projects/horizon/futures-planning