



Bay Area Metro Center
375 Beale Street
San Francisco, CA 94105

Meeting Agenda

Bay Area Toll Authority Oversight Committee

Committee Members:

Amy R. Worth, Chair Warren Slocum, Vice Chair

*Jeannie Bruins, Carol Dutra-Vernaci, Federal D. Glover,
Nick Josefowitz, Jane Kim, Alfredo Pedroza, Libby Schaaf
Non-Voting Member: Bijan Sartipi*

Wednesday, April 11, 2018

9:30 AM

Board Room - 1st Floor

This meeting is scheduled to be webcast live on the Metropolitan Transportation Commission's Website: <http://mtc.ca.gov/whats-happening/meetings> and will take place at 9:30 a.m.

1. Roll Call / Confirm Quorum

Quorum: A quorum of this committee shall be a majority of its regular non-ex-officio voting members (5).

2. Pledge of Allegiance

3. Compensation Announcement (Committee Secretary)

4. Consent Calendar

4a. [18-0202](#) Minutes of the March 7, 2018 meeting

Action: Committee Approval

Attachments: [4a_03-07-2018_BATA_O_Draft_Minutes.pdf](#)

4b. [18-0203](#) BATA Financial Statements for February 2018

Action: Information

Presenter: Raymond Woo

Attachments: [4b_Feb'2018_Financial_Statements.pdf](#)

- 4c. [18-0206](#) Contract Amendment - On-Call Construction Management Services - Construction Management Support for Toll Bridge Rehabilitation Projects: Zoon Engineering, Inc. (\$350,000)

Action: Committee Approval

Presenter: Peter Lee

Attachments: [4c_Zoon_Contract_Amendment.pdf](#)

- 4d. [18-0208](#) Consultant Panel - On-Call Toll Bridge Asset Management Program Support: Arup North America, Ltd., HDR Engineering, Inc., HNTB Corporation, Bay Area Management Consultants, T. Y. Lin International and WSP USA, Inc.

Action: Committee Approval

Presenter: Peter Lee

Attachments: [4d_On Call Asset Mgmt Consultant Panel.pdf](#)

5. Approval

- 5a. [18-0210](#) Purchase Order - FasTrak® Flex Toll Tags: TransCore LP (\$3,238,183)

A request for authorization to issue a purchase order to TransCore LP to purchase FasTrak® Flex toll tags.

Action: Committee Approval

Presenter: Beth Zelinski

Attachments: [5a_Transcore_Purchase Order.pdf](#)

6. Public Comment / Other Business

7. Adjournment / Next Meeting

The next meeting of the Bay Area Toll Authority Oversight Committee will be held on May 9, 2018 at 9:30 a.m. at the Bay Area Metro Center, 375 Beale Street, San Francisco, CA.

Public Comment: The public is encouraged to comment on agenda items at Committee meetings by completing a request-to-speak card (available from staff) and passing it to the Committee secretary. Public comment may be limited by any of the procedures set forth in Section 3.09 of MTC's Procedures Manual (Resolution No. 1058, Revised) if, in the chair's judgment, it is necessary to maintain the orderly flow of business.

Meeting Conduct: If this meeting is willfully interrupted or disrupted by one or more persons rendering orderly conduct of the meeting unfeasible, the Chair may order the removal of individuals who are willfully disrupting the meeting. Such individuals may be arrested. If order cannot be restored by such removal, the members of the Committee may direct that the meeting room be cleared (except for representatives of the press or other news media not participating in the disturbance), and the session may continue.

Record of Meeting: Committee meetings are recorded. Copies of recordings are available at a nominal charge, or recordings may be listened to at MTC offices by appointment. Audiocasts are maintained on MTC's Web site (mtc.ca.gov) for public review for at least one year.

Accessibility and Title VI: MTC provides services/accommodations upon request to persons with disabilities and individuals who are limited-English proficient who wish to address Commission matters. For accommodations or translations assistance, please call 415.778.6757 or 415.778.6769 for TDD/TTY. We require three working days' notice to accommodate your request.

可及性和法令第六章: MTC 根據要求向希望來委員會討論有關事宜的殘疾人士及英語有限者提供服務/方便。需要便利設施或翻譯協助者，請致電 415.778.6757 或 415.778.6769 TDD / TTY。我們要求您在三個工作日前告知，以滿足您的要求。

Acceso y el Titulo VI: La MTC puede proveer asistencia/facilitar la comunicación a las personas discapacitadas y los individuos con conocimiento limitado del inglés quienes quieran dirigirse a la Comisión. Para solicitar asistencia, por favor llame al número 415.778.6757 o al 415.778.6769 para TDD/TTY. Requerimos que solicite asistencia con tres días hábiles de anticipación para poderle proveer asistencia.

Attachments are sent to Committee members, key staff and others as appropriate. Copies will be available at the meeting.

All items on the agenda are subject to action and/or change by the Committee. Actions recommended by staff are subject to change by the Committee.

MTC's Chair and Vice-Chair are ex-officio voting members of all standing Committees.



Metropolitan Transportation Commission

375 Beale Street, Suite 800
San Francisco, CA 94105

Legislation Details (With Text)

File #: 18-0202 **Version:** 1 **Name:**

Type: Minutes **Status:** Consent

File created: 3/8/2018 **In control:** Bay Area Toll Authority Oversight Committee

On agenda: 4/11/2018 **Final action:**

Title: Minutes of the March 7, 2018 meeting

Sponsors:

Indexes:

Code sections:

Attachments: [4a_03-07-2018_BATA_O_Draft_Minutes.pdf](#)

Date	Ver.	Action By	Action	Result
------	------	-----------	--------	--------

Subject:
Minutes of the March 7, 2018 meeting

Recommended Action:
Committee Approval



Metropolitan Transportation Commission Meeting Minutes

Bay Area Metro Center
375 Beale Street
San Francisco, CA 94105

Bay Area Toll Authority Oversight Committee

Committee Members:

Amy R. Worth, Chair Warren Slocum, Vice Chair

*Jeannie Bruins, Carol Dutra-Vernaci, Federal D. Glover,
Nick Josefowitz, Jane Kim, Alfredo Pedroza, Libby Schaaf
Non-Voting Member: Bijan Sartipi*

Wednesday, March 7, 2018

9:30 AM

Yerba Buena Conference Room - 1st Floor

Call Meeting to Order

1. Roll Call / Confirm Quorum

Present: 7 - Commissioner Bruins, Commissioner Dutra-Vernaci, Commissioner Josefowitz, Commissioner Kim, Commissioner Pedroza, Commissioner Slocum, and Commissioner Worth

Absent: 2 - Commissioner Glover, and Commissioner Schaaf

Non-Voting Member Absent: Commissioner Sartipi

Ex Officio Voting Member Present: Commission Vice Chair Haggerty

Ad Hoc Non-Voting Members Present: Commissioner Cortese, Commissioner Giacopini, Commissioner Halsted, and Commissioner Pierce

2. Pledge of Allegiance

3. Compensation Announcement (Committee Secretary)

4. Consent Calendar

Approval of the Consent Calendar

Upon the motion by Commissioner Pedroza and the second by Commissioner Dutra-Vernaci, the Consent Calendar was unanimously approved by the following vote:

Aye: 6 - Commissioner Bruins, Commissioner Dutra-Vernaci, Commissioner Kim, Commissioner Pedroza, Commissioner Slocum and Commissioner Worth

Absent: 3 - Commissioner Glover, Commissioner Josefowitz and Commissioner Schaaf

4a. [18-0114](#) Minutes of the February 14, 2018 meeting

Action: Committee Approval

- 4b. [18-0115](#) BATA Financial Statements for January 2018

Action: Information

Presenter: Raymond Woo

- 4c. [18-0066](#) Contract Change Order - FasTrak® Regional Customer Service Center:
6C Support: Conduent State and Local Solutions, Inc. (\$500,000)

Action: Committee Approval

Presenter: Beth Zelinski

5. Approval

- 5a. [18-0151](#) Contract Amendment - I-580 Richmond San Rafael Bridge Access
Improvement Project: On-Call Design Services - Additional Design
Services During Construction and Westbound 3rd Lane Study: HNTB
Corporation (\$1,100,000)

A request for authorization to enter into a contract amendment with HNTB Corporation for on-call design services for completion of the I-580 Richmond San Rafael Access Improvement Project.

Action: Committee Approval

Presenter: Chris Lillie

Dave Campbell of Bike East Bay was called to speak.

Upon the motion by Commissioner Bruins and the second by Commissioner Dutra-Vernaci, the Committee unanimously approved the contract amendment with HNTB Corporation for on-call design services. The motion carried by the following vote:

Aye: 6 - Commissioner Bruins, Commissioner Dutra-Vernaci, Commissioner Kim, Commissioner Pedroza, Commissioner Slocum and Commissioner Worth

Absent: 3 - Commissioner Glover, Commissioner Josefowitz and Commissioner Schaaf

6. Public Comment / Other Business

Ken Bukowski was called to speak.

Commissioner Josefowitz arrived during Agenda Item 6 Public Comment.

7. Adjournment / Next Meeting

The next meeting of the Bay Area Toll Authority Oversight Committee will be held on April 11, 2018 at 9:30 a.m. at the Bay Area Metro Center, 375 Beale Street, San Francisco, CA.



Metropolitan Transportation Commission

375 Beale Street, Suite 800
San Francisco, CA 94105

Legislation Details (With Text)

File #: 18-0203 **Version:** 1 **Name:**

Type: Report **Status:** Consent

File created: 3/8/2018 **In control:** Bay Area Toll Authority Oversight Committee

On agenda: 4/11/2018 **Final action:**

Title: BATA Financial Statements for February 2018

Sponsors:

Indexes:

Code sections:

Attachments: [4b_Feb'2018_Financial_Statements.pdf](#)

Date	Ver.	Action By	Action	Result
------	------	-----------	--------	--------

Subject:
BATA Financial Statements for February 2018

Presenter:
Raymond Woo

Recommended Action:
Information



BAY AREA TOLL AUTHORITY
Bay Area Metro Center
375 Beale Street
San Francisco, CA 94105
TEL 415.778.6700
WEB www.mtc.ca.gov

Memorandum

TO: BATA Oversight Committee

DATE: April 4, 2018

FR: Executive Director

W. I. 1254

RE: BATA Financial Statements for February 2018

Attached are the BATA financial statements for the eight month period ending February 2018 (67% of the budget year). Major highlights of the eight month statement include:

- (1) **Revenues:** Toll bridge revenue generated for the first eight months of the fiscal year is \$480 million which is slightly below the budget by 0.7%.

Total interest revenue earned at the end of February is \$22 million, about \$10 million higher than the budget as a result of higher interest rates. Year to date (YTD) violation revenue is \$15.5 million, about the same amount as this time last year.

The YTD Build America Bonds subsidy payments from the U.S. Government remained at \$48 million at the end of February. Overall revenue for the first eight months is \$574 million, about 69% of the total budgeted revenue for the fiscal year.

- (2) **Expenses:** Total expenses of \$239 million is 29% of the total budget. Expense activity will pick up later in the year as debt service payments and contract services come due.

- (3) **Transfers to MTC and SAFE:** The budgeted annual 1% administration fee for MTC and operating contribution to SAFE were transferred at the beginning of the new fiscal year. Total amount transferred for the 1% administration fee was \$7.5 million, while the contribution to SAFE was \$200,000 for FY 2017-18.

- (4) **Contract carryover encumbrances:** Funds totaling \$1.5 million from FY 2016-17 were added to the budget as prior year contract carryover encumbrances.

If you have any questions about this report, please contact Brian Mayhew at (415) 778-6730.



Steve Heminger

SH:bm
Attachment

BATA Operating Budget

As of February 2018

	FY 2017-18 Budget	Actual YTD	Current Budget Balance	% of Budget (col 2/1)	year Expired	Encumbrances
REVENUE:						
1. RM 1 Toll Revenues	597,732,225	394,733,850	202,998,375	66.0%	66.7%	-
2. RM 2 Toll Revenues	129,692,875	85,664,132	44,028,743	66.1%	66.7%	-
3. Toll Violation Revenues	10,000,000	15,469,347	(5,469,347)	154.7%	66.7%	-
4. Other Revenue	-	2,955,964	(2,955,964)	N/A	66.7%	-
5. Interest Income	12,000,000	22,102,947	(10,102,947)	184.2%	66.7%	-
6. GGB&HTD Fastrak Reimbursement	6,733,000	3,444,035	3,288,965	51.2%	66.7%	-
7. SFO Fastrak Reimbursement	463,000	202,809	260,191	43.8%	66.7%	-
8. Alameda CMA Reimbursement	2,220,000	1,065,719	1,154,281	48.0%	66.7%	-
9. VTA 237 Express Lane Reimb.	135,000	71,345	63,655	52.8%	66.7%	-
10. Rebate for Build America Bonds	71,278,791	48,211,427	23,067,364	67.6%	66.7%	-
11. BAIFA Reimbursement	-	187,334	(187,334)	N/A	66.7%	-
Total Revenue	830,254,891	574,108,909	256,145,982	69.1%	66.7%	-
EXPENSE:						
Caltrans Operations and Maintenance:						
1. Toll Collection & Operations Services	23,600,000	14,789,911	8,810,089	62.7%	66.7%	-
2. Toll & Bridge Facility Maint	5,300,000	3,833,680	1,466,320	72.3%	66.7%	-
Caltrans O & M Subtotal	28,900,000	18,623,591	10,276,409	64.4%	66.7%	-
Fastrak Operations and Maintenance:						
3. RCSC Operations	24,700,000	12,142,267	12,557,733	49.2%	66.7%	10,660,682
4. ATCAS Maintenance, IT equip	5,362,576	1,250,299	4,112,277	23.3%	66.7%	3,484,600
5. Banking Costs	13,900,000	7,067,120	6,832,880	50.8%	66.7%	6,832,880
6. Collection Exp./DMV Exp.	3,700,000	1,775,153	1,924,847	48.0%	66.7%	1,090,098
BATA O & M Subtotal	47,662,576	22,234,839	25,427,737	46.7%	66.7%	22,068,260
BATA Toll Bridge Administration:						
7. Staff Costs - Salaries, Benefits & Temps	10,404,969	6,178,359	4,226,610	59.4%	66.7%	-
8. Travel, Printing, Memberships & Other	511,913	180,575	331,338	35.3%	66.7%	4,084
9. RM 1/RM2 Audit/Accounting/Other	2,897,895	898,736	1,999,159	31.0%	66.7%	519,553
10. Misc. Toll Admin Operating Expenses	1,150,000	494,907	655,093	43.0%	66.7%	-
11. Professional Fees	1,495,000	535,912	959,088	35.8%	66.7%	370,859
12. Other	750,000	44,461	705,539	5.9%	66.7%	44,039
Toll Bridge Admin Subtotal	17,209,777	8,332,950	8,876,827	48.4%	66.7%	938,535
Other/Transfers:						
13. Transfers to MTC 1% Admin	7,494,251	7,494,251	-	100.0%	66.7%	-
14. Transfers to MTC - Other	789,459	232,763	556,696	29.5%	66.7%	194,387
15. Transfers to SAFE	200,000	200,000	-	100.0%	66.7%	-
16. Transfer from Legal Reserve	3,264,505	607,297	2,657,208	18.6%	66.7%	2,522,208
17. Transbay Transit Terminal Maint	4,856,084	2,057,186	2,798,898	42.4%	66.7%	2,798,898
18. Beale St Assessment	2,000,000	1,012,346	987,654	50.6%	66.7%	1,012,346
19. Depreciation and Amortization	6,110,000	2,561,363	3,548,637	41.9%	66.7%	-
20. RM2/Clipper Marketing	3,860,000	1,128,707	2,731,293	29.2%	66.7%	766,203
21. RM2 Operating	49,283,000	27,475,691	21,807,309	55.8%	66.7%	21,007,912
22. ABAG SFEP	1,106,480	1,106,480	-	100.0%	66.7%	-
Transfers	78,963,779	42,769,604	35,087,695	54.2%	66.7%	28,301,954
Debt Service:						
23. Interest and principal payments	540,542,163	133,084,142	407,458,021	24.6%	66.7%	-
24. Financing Costs	14,512,500	13,969,115	543,385	96.3%	66.7%	2,622,900
Total Debt Service	555,054,663	147,053,257	408,001,406	26.5%	66.7%	2,622,900
Transfer to Capital Fund In (Out):						
25. Transfer to Capital Fund	102,414,096	-	102,414,096	0.0%	66.7%	-
26. Furniture/Equip./Vehicle	50,000	-	50,000	0.0%	66.7%	-
Total Capital Reserve In (Out)	102,464,096	-	102,464,096	0.0%	66.7%	-
Total Expense & Transfers	830,254,891	239,014,241	591,240,650	28.8%	66.7%	53,931,649
Net	-	335,094,668	(335,094,668)			

PURCHASE ORDERS EXECUTED BY EXECUTIVE DIRECTOR
\$2,500-\$200,000

February'18

SSP Data		\$25,818
	<i>Computer Hardware and License</i>	
Bank of America		\$3,000
	<i>Supplies from Grainger</i>	

**Regional Measure 2 Operating Budget
As of February 2018 (\$000)**

	Project Title	Total Budget	Allocation	Actual	Encumbrance	Balance Remaining
1	Richmond Bridge Express Bus	2,474	2,474	618	1,855	-
2	Napa Vine Service	426	426	330	97	-
3	Express Bus North - serving SFOBB, Dumbarton, San Mateo bridges	3,750	3,689	2,504	1,185	61
4	Express Bus South - serving Carquinez and Benicia Bridges	7,074	7,074	5,178	1,896	-
5	Dumbarton Bus	2,967	2,817	2,197	620	150
6	WETA Ferry Operations	16,500	16,500	11,672	4,828	-
7	Owl Service - BART Corridor	2,054	2,004	1,148	856	50
8	MUNI Metro 3rd St	2,500	2,500	-	2,500	-
9	AC Enhanced Bus Service	3,000	3,000	2,250	750	-
11	Water Emergency Transportation Authority Regional Planning	3,000	3,000	1,579	1,421	-
12	Clipper Operations	2,000	2,000	-	2,000	-
13	Transbay Transit Center	3,000	3,000	-	3,000	-
	Subtotal for Operating Assistance Program	48,745	48,484	27,476	21,008	261
N/A	Clipper Marketing	2,700	-	985	-	1,715
N/A	511 Real Time Transit	200	-	-	-	200
N/A	Seamless Transit Map	270	-	82	188	-
N/A	Wayfinding	40	-	-	40	-
N/A	Regional Resource Center	100	-	61	39	-
N/A	AC Transit Services	500	-	-	500	-
N/A	New or Expanded Transit Service	50	-	-	-	50
	Total for Clipper and RM2 Marketing	3,860	-	1,128	767	1,965
	Total	\$52,605	\$48,484	\$28,604	\$21,775	\$2,226

Regional Measure 2 Project Budget
As of February 2018 (\$000) - Life to Date

Program	Project Title	Total Budget	Actual	Encumbrance	Balance Remaining
1	BART/MUNI Direct Connection at Embarcadero & Civic Center Stations	\$3,000	-	-	\$3,000
2	SF MUNI Metro 3rd Street LRT Extension	30,000	30,000	-	-
3	MUNI Historic Streetcar Expansion (E-Line)	10,000	10,000	-	-
4	Dumbarton Commuter Rail Service ^{i,iv,xii}	9,157	8,932	33	192
5	Vallejo Ferry Intermodal Station ^v	26,000	24,752	75	1,173
6	Solano County Express Bus Intermodal Facilities ^{vi}	12,251	12,222	30	-
7	Solano County Corridor Improvements near I-80 / I-680 Interchange	100,000	95,797	4,203	-
8	I-80 EB HOV Lane Extension from Route 4 to Carquinez Bridge	37,175	37,175	-	-
9	Richmond Parkway Park & Ride ^{vii}	3,850	867	706	2,277
10	SMART Extension to Larkspur ^{ii,vii}	56,500	43,225	13,275	-
11	Greenbrae Interchange Improvement ^{ii,viii}	43,500	26,830	1,730	14,941
12	Direct HOV lane connector from I-680 to the Pleasant Hill BART ^{ix}	20,425	13,651	6,456	318
13	Rail Extension to East Contra Costa/E-BART	96,000	92,699	3,301	-
14	Capital Corridor Improvements in Interstate-80/Interstate 680 Corridor ^{vi,x}	35,950	30,482	5,468	-
15	Central Contra Costa Bay Area Rapid Transit (BART) Crossover	25,000	25,000	-	-
16	Benicia-Martinez Bridge: New Span	50,000	50,000	-	-
17	Remaining Regional Express Bus North - Competitive Program Projects ^{v,x}	18,799	18,771	28	-
18	Clipper	35,000	20,748	1,232	13,020
19	Real-time transit information	20,000	19,446	554	-
20	Safe Routes to Transit	22,500	18,454	3,860	186
21	BART Tube Seismic Retrofit	33,801	33,801	-	-
22	Transbay Terminal/Downtown Extension	150,000	148,727	1,273	-
23	Oakland Airport Connector	115,199	115,199	-	-
24	AC Transit Enhanced Bus - Phase 1 (International Blvd/Telegraph Ave. Corridor) ^{vii}	77,760	39,093	38,667	-
25	Commute Ferry Service for Alameda/Oakland/Harbor Bay	12,000	11,719	281	-
26	Commute Ferry Service for Berkeley/Albany	12,000	3,628	8,372	-
27	Commute Ferry Service for South San Francisco	12,000	11,998	2	-
28	Water Transit Facility Imps., Spare Vessels and Environmental Review	48,000	34,938	13,062	-
29	Regional Express Bus South - Remaining Projects ^{iv,vii,x}	54,933	28,454	8,055	18,424
30	I-880 North Safety Improvements ^{xi}	12,300	11,820	480	-
31	BART Warm Springs Extension ⁱ	186,000	169,317	16,683	-
32	I-580 (Tri Valley) Rapid Transit Corridor Improvements	65,000	50,808	2,197	11,995
33	Regional Rail Master Plan	6,500	6,062	394	44
34	Integrated Fare Structure Program	1,500	900	600	-
35	Transit Commute Benefits Promotion	5,000	3,366	1,634	-
36	Caldecott Tunnel Improvements ^{ix}	45,075	45,074	1	-
37	BART's Fixed Guideway Rehab	64,000	24,000	-	40,000
38	Regional Express Lane Network ⁱⁱⁱ	4,825	-	4,826	-
39	Modifications in I-80 and San Pablo ⁱⁱⁱ	8,000	7,675	325	-
40	Caltrain Electrification ^{viii,xii}	20,000	19,991	9	-
Total		\$1,589,000	\$1,345,622	\$137,810	\$105,570

ⁱ Allocated \$91 million from the Dumbarton Commuter Rail Service to the BART to Warm Springs Extension Project, per Resolution #3801 dated 1/28/09.

ⁱⁱ Allocated \$1.5 million from the SMART Project to Greenbrae Interchange Improvement Project, per Resolution #3801 dated

ⁱⁱⁱ Allocated \$4.5 million to Regional Express Lane and \$7.4 million to the Modifications in I-80 from the I-80 EB HOV Lane Extension, Resolution #3801 dated 4/24/13.

Res#3801 - Date 5/28/14		
Amount (\$000)	From	To
^{iv} \$14,843	Program 4: Dumbarton Commuter Rail Service program	Program 29: Regional Express Bus South program
^v \$2,000	Program 5: Vallejo Ferry Intermodal Station	Program 17: Regional Express Bus North program
^{vi} \$7,749	Program 6: Solano County Express Bus program	Program 14: I-80/I-680 Capital Corridor Improvements program
^{vii} \$12,760	Program 9: Richmond Parkway Park & Ride \$12.15 million & Program 29: Regional Express Bus North program \$610 thousands.	Program 24: AC Transit Enhanced Bus program
^{viii} \$20,000	Program 11: Greenbrae Interchange Improvement	Program 10: SMART Extension to Larkspur
^{ix} \$5,425	Program 36: Caldecott Tunnel Improvements program	Program 12: I-680 Direct HOV Lane Connector to Pleasant Hill BART program
^x \$3,202	Program 17: Regional Express Bus North program	Program 14: I-80/I-680 Capital Corridor Improvements program
^{xi} \$2,300	Program 29: Regional Express Bus South program	Program 30: I-880 North Safety Improvements program
^{xii} \$20,000	Program 4: Dumbarton Commuter Rail Service program	Program 40: Caltrain Electrification program

^{xiii} Increasing funding by \$13 million to the Clipper Project (18), per Res #3801 dated 12/21/16.

^{xiv} Increasing funding by \$21 million to the Regional Express Bus South Project (29), per Resolution #3801 dated 12/21/16.

^{xv} Increasing funding by \$40 million to the BART's Fixed Guideway Rehab Project (37), per Resolution #3801 dated 12/21/16.

Shaded projects are completed

Rehab Project Budget

As of February 2018 (\$000) - Life to Date

Program #	Program	Total Budget	Total Expenses	Encumbrance	Balance Remaining
6812	Benicia-Martinez Bridge Rehab	3,083	2,065	-	1,018
6813	Carquinez Bridge Rehab	35,816	34,466	-	1,350
6814	Richmond-San Rafael Bridge Rehab	69,770	54,073	-	15,697
6825	San Francisco-Oakland Bay Bridge Rehab	210,639	172,080	-	38,559
6826	San Mateo-Hayward Bridge Rehab	113,053	106,056	1	6,997
6827	Dumbarton Bridge Rehab	4,792	4,792	-	-
6828	All Bridges Rehab	77,534	68,470	-	9,064
6829	Caltrans Reserve	318	4	-	314
8030	Completed/Defunded/Transferred Projects	117,302	116,626	-	676
8033	Minor Toll Plaza Rehab Projects	935	935	-	-
8210	New Benicia Bridge *	1,715	502	-	1,213
8315	Site Mitigation & Landscaping	154	83	-	71
8615	I-880/SR-92 Landscaping**	6,640	5,495	-	1,145
8629	Minor Bridge Rehab Projects	159	45	-	114
8637	Bay Trail Improvements	115	-	-	115
	TOTAL CALTRANS REHAB BUDGET	642,025	565,692	1	76,333
8012	All Electronic Tolling Study	703	699	2	2
8528	Bay Lights Maintenance	480	145	15	320
8530	Drainage Studies for the Bridge	500	295	5	200
8531	Benicia New Toll Plaza ORT	4,153	4,153	-	-
8539	SFOBB Eyebars Repair Review	2,914	2,660	254	-
8540	Regional Transportation Sea Level Rise Asset	2,000	29	-	1,971
8594	SFOBB West Span Pathway PSR	12,300	10,884	666	750
8602	Hybrid/ETC Lane Modifications	874	874	-	-
8631	Procure New Callboxes	2,344	2,344	-	-
8900	2003 CSC Procurement	14,358	11,046	40	3,272
8901	ETC Transponder Procurement	75,931	73,727	2,204	-
8902	2012 CSC Procurement	19,950	17,649	1,741	560
8903	ATCAS Lane Host Upgrades	33,605	31,746	297	1,562
8904	Fastrak Sign & Sign Structure Improvements	29,510	29,336	174	-
8905	Misc. Bridge Improvements	9,199	5,802	327	3,070
8907	Toll Plaza Capital Improvements	21,948	15,388	4,064	2,496
8908	Enterprise Computing HW/SW	4,035	2,738	-	1,297
8909	Gateway Park Planning	30,113	15,584	1,777	12,752
8912	ETC Transponder Tag Swap	2,137	1,929	-	208
8913	SFOBB Administration Building	25,619	25,220	-	399
8914	Violation Enforcement System Upgrade	7,842	7,841	-	-
8916	Bay Crossing Study	540	540	-	-
8917	IT Security Procedures & Policies	750	269	-	481
8918	Maintenance Complex	531	458	26	47
8920	Plaza and Canopy Improvements	9,263	8,545	26	692
8921	SFOBB Lane 17 & 18 Lane Reconfiguration	3,575	1,664	43	1,868
8922	Metering Lights Replacement	8,930	1,015	2,143	5,772
8923	Bridge Records Recordation and Storage	500	55	-	445
8924	Antioch Bridge Approach	50,000	49,070	840	90
8926	Bridge Modeling & Investigations	5,801	623	327	4,851
8928	BATA Program Contingency	3,259	300	-	2,959
8930	Richmond-San Rafael Bridge Rehab	78,928	35,643	21,281	22,004
8933	Plan Bay Area TMS	9,000	3,118	5,320	562
8934	Temp License Plate System Implementation	500	-	-	500
8936	Backhaul Connection Infrastructure	1,000	744	106	150
8937	Future CSC Procurement	3,000	64	2,633	303
8938	Misc. East Span Project Improvements	12,084	-	-	12,084
8939	Asset Management	2,000	-	-	2,000
8000-05	Capital Program Audit	8,300	6,613	340	1,347
8000-16	SRA/RM1 Program Monitoring	46,045	44,681	187	1,177
	Total BATA REHAB BUDGET	544,521	413,491	44,838	86,191
	TOTAL REHAB BUDGET	1,186,546	979,183	44,839	162,524

Shaded projects are completed

* Moved \$5 million from RM 1 New Benicia Bridge to Caltrans Rehab.

** Moved \$5.958 million from RM 1 I-880/SR-92 Interchange Landscaping to Caltrans Rehab.

Seismic Capital Project Budget
As of February 2018 (\$000) - Life to Date

Program	Base Budget	Current Budget****	Total Expenses*	Encumbrance	Remaining Balance
8103 San Francisco-Oakland Bay Bridge East Span Repl	\$ 5,486,600	\$ 6,529,371	\$ 6,383,088	\$ 146,283	\$ -
8109 San Francisco-Oakland Bay Bridge West Span Retrofit	307,900	305,316	305,316	-	-
8106 San Francisco-Oakland Bay Bridge West Approach Repl	429,000	459,500	450,385	9,115	-
8100 Antioch Bridge Retrofit	-	71,100	71,093	7	-
8122 Dumbarton Bridge Retrofit	-	112,400	112,347	53	-
8112 Richmond-San Rafael Bridge Retrofit ***	808,100	795,200 ***	794,870	330	-
8115 Benicia-Martinez Bridge Retrofit	177,800	177,830	177,817	13	-
8118 Carquinez Bridge Retrofit	114,200	114,206	114,206	-	-
8121 San Mateo-Hayward Bridge Retrofit	163,500	163,412	163,412	-	-
Subtotal for Bay Area Bridges	7,487,100	8,728,335	8,572,534	155,801	-
8128 Misc Program Costs	30,000	30,000	26,024	3,976	-
8729 Program Contingency**	989,000	14,735	-	14,735	-
8124 Vincent Thomas Bridge Retrofit (non-BATA, for	58,500	58,510	58,411	99	-
8127 San Diego-Coronado Bridge Retrofit (non BATA, for	103,500	103,520	103,235	285	-
Subtotal for Other Bridges	162,000	162,030	161,646	384	-
Total for Toll Bridge Seismic Retrofit Program	\$ 8,668,100	\$ 8,935,100	\$ 8,760,204	\$ 174,896	\$ -

*Includes pre AB144 LTD expenses from Caltrans to April 2006 3,709,068
Bata expenses from May 2006 to current 5,051,136
8,760,204

** Contingency Allocation	
Contingency per Budget	989,000
Allocation to SFO BB East Span Repl 7/07	(179,220)
Allocation to Benicia-Martinez 7/07	(30)
Allocation to San Mateo-Hayward 7/07	(10)
Allocation to Vincent Thomas 7/07	(10)
Allocation to San Diego-Coronado 7/07	(20)
Unallocate from Carquinez 7/07	70
Allocation to SFO BB West Approach 3/26/08	(24,700)
Allocation to SFO BB East Span Repl 7/08	(36,290)
Unallocate from Richmond SR 7/08	8,500
Allocations to SFOBB West Approach 12/17/08	(17,000)
Allocation to SFOBB East Span Replacement 12/09	(50,600)
Allocation for Antioch Contingency 1/10	72,000
Allocation for Dumbarton Contingency 1/10	118,000
Allocation to SFOBB East Span Replacement 7/10	(138,390)
Unallocate from SFOBB West Approach 7/10	3,000
Unallocate from Antioch Contingency 7/10	(43,000)
Allocate to SFOBB East Span 9/10	(293,080)
Allocate to SFOBB East Span 3/23/11	(106,200)
Allocate to SFOBB East Span 6/27/12	(14,450)
Allocate to SFOBB West Approach 6/27/12	(1,000)
Allocate to Carquinez 6/27/12	(70)
Unallocate from SFOBB East Span 11/28/12	17,230
Unallocate from SFOBB West Span 11/28/12	2,584
Allocate to SFOBB West Approach 11/28/12	(1,000)
Allocate to Carquinez 11/28/12	(6)
Unallocate from San Mateo-Hayward 11/28/12	98
Unallocate Antioch Bridge 11/28/12	19,000
Unallocate Dumbarton Bridge 11/28/12	300
Allocate to SFOBB East Span 2/27/13	(5,569)
Allocate to Transit Core Capacity Challenge Grant 12/18/13	(130,000)
Allocate to SFOBB East Span 7/1/14	(103,800)
Unallocate Antioch Bridge 7/1/15	10,900
Unallocate Dumbarton Bridge 7/1/15	34,500
Allocate to SFOBB East Span 3/23/16	(58,131)
Allocate to SFOBB East Span 7/1/16	(6,000)
Allocate to SFOBB East Span 10/26/16	(25,700)
Allocate to SFOBB East Span 5/24/16	(1,500)
Allocate to SFOBB East Span 7/1/17	(11,171)
Allocate to SFOBB East Span 9/27/17	(13,500)
Remaining Balance	14,735

Shaded projects are completed

***Moved \$16.9 million from Richmond-San Rafael Bridge Retrofit Budget to RM 1.
****Feburary financial reflects budget update approved on 3/23/16

AB 1171 Project Budget

As of February 2018 (\$000) - Life to Date

Project Title	Total Budget	Allocation	Actual	Encumbrance	Balance Remaining
Doyle Drive Replacement	80,000	80,000	80,000	-	-
East Contra Costa BART Extension	111,500	111,500	108,236	3,264	-
Transbay Terminal/Downtown Extension:Phase 1	150,000	150,000	147,675	2,325	-
Tri-Valley Transit Access Improve. To BART	95,000	11,732	11,433	299	83,268
Regional Express Lane Network	2,800	2,800	2,800	-	-
Fairfield/Vacaville Train Station	9,000	9,000	8,315	685	-
I80/680 Interchange	100,000	100,000	98,453	1,547	-
Other Corridor Improvement	10,200	10,150	10,150	-	50
VTA Mission/Warren/Truck Rail Facility	6,500	6,500	5,811	689	-
BART to Warm Spring Extension	5,000	5,000	4,898	102	-
Total	\$570,000	\$486,682	\$477,771	\$8,911	\$83,318

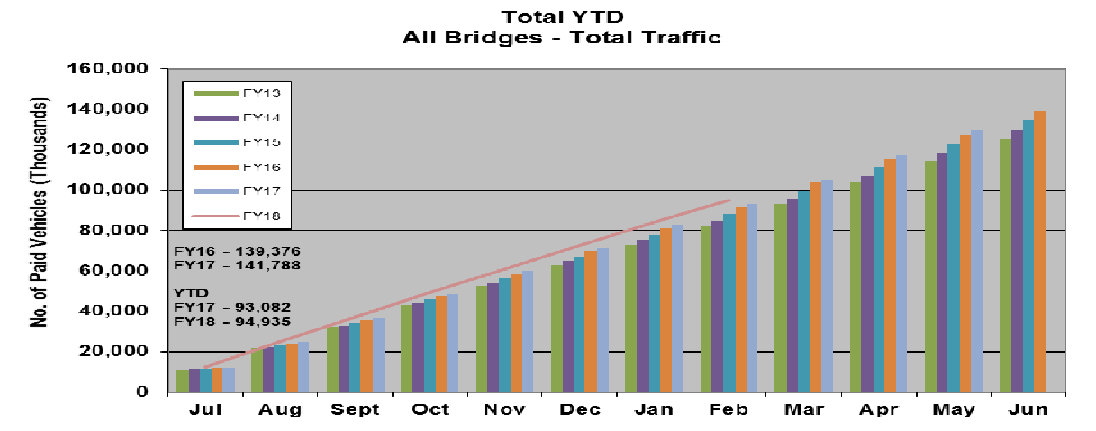
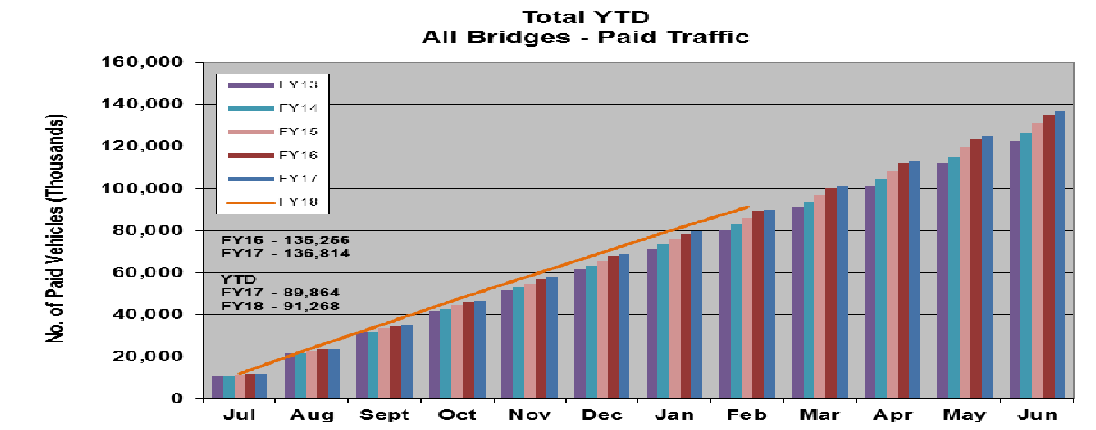
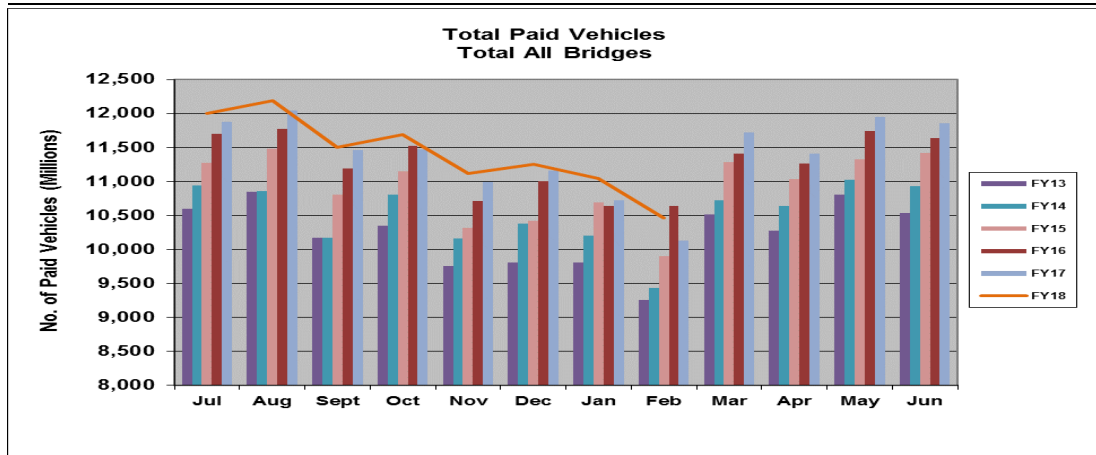
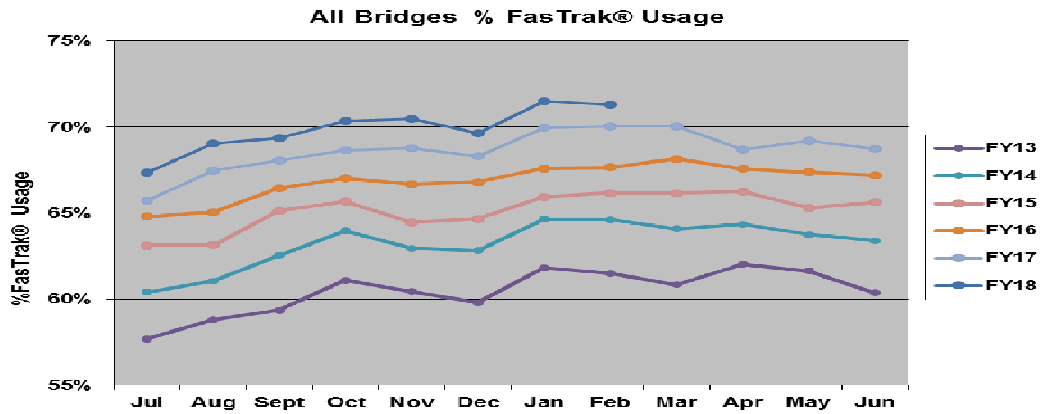
AB 1171 Program Budget:	\$570,000
Approved Projects:	\$486,682
AB 1171 Program Balance:	<u>\$83,318</u>

Shaded projects are completed

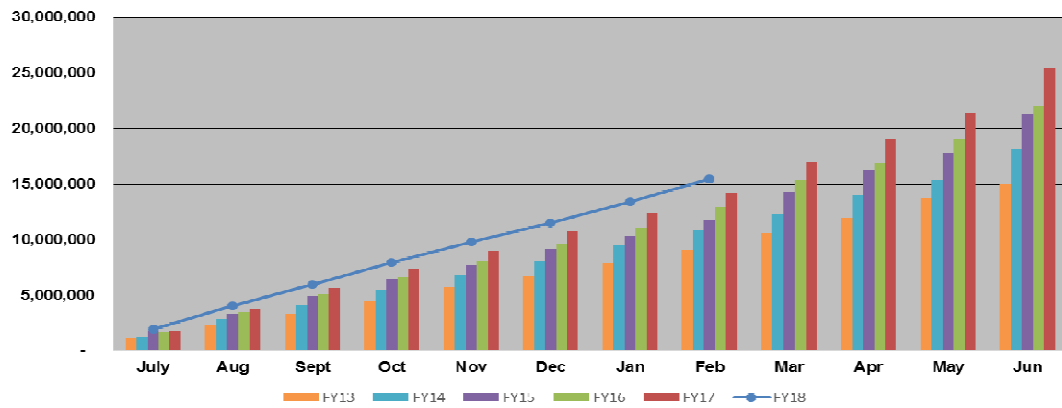
Other Capital Projects

As of February 2018 (\$000) - Life to Date

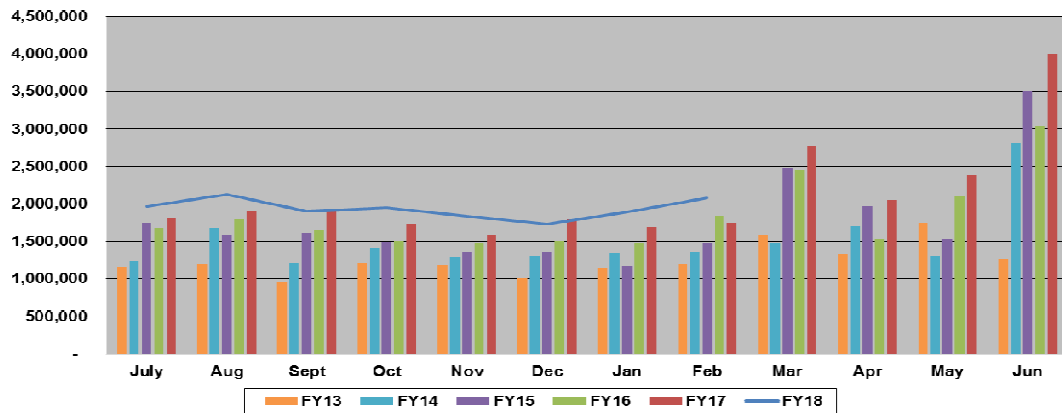
					Balance
Project Title		Total Budget	Actual	Encumbrance	Remaining
6840	Program Costs: Planning, Coordination & Management	28,437	17,483	758	10,196
6841	Centralized Toll System	33,574	15,185	13,604	4,785
6842	CC-680 Southern Segment Conversion	55,649	49,722	3,991	1,935
6843	Capitalized Start-up O&M	16,000	4,473	3,608	7,919
6844	ALA-880 Conversion	132,466	50,913	65,169	16,384
6845	CC-680 Northern Segment - Southbound Conversion	51,288	5,244	3,061	42,983
6846	SOL-80 West Conversion	2,852	308	1,053	1,491
6847	Program Contingency	5,114	-	-	5,114
6849	SOL-80 East Express Lane Conversion	16,114	7,784	5,871	2,459
6851	84/Dumbarton Bridge	323	323	-	-
6852	92/San Mateo Bridge	369	369	-	-
849	Express Lanes Total	\$342,186	\$151,804	\$97,116	\$93,267
847	Core Capacity Challenge	250,000	9,535	46,804	193,661
Grand Total		\$592,186	\$161,339	\$143,920	\$286,928



YTD Violation Revenue



Violation Revenue





Metropolitan Transportation Commission

375 Beale Street, Suite 800
San Francisco, CA 94105

Legislation Details (With Text)

File #: 18-0206 **Version:** 1 **Name:**
Type: Contract **Status:** Consent
File created: 3/8/2018 **In control:** Bay Area Toll Authority Oversight Committee
On agenda: 4/11/2018 **Final action:**
Title: Contract Amendment - On-Call Construction Management Services - Construction Management Support for Toll Bridge Rehabilitation Projects: Zoon Engineering, Inc. (\$350,000)

Sponsors:

Indexes:

Code sections:

Attachments: [4c Zoon Contract Amendment.pdf](#)

Date	Ver.	Action By	Action	Result
------	------	-----------	--------	--------

Subject:

Contract Amendment - On-Call Construction Management Services - Construction Management Support for Toll Bridge Rehabilitation Projects: Zoon Engineering, Inc. (\$350,000)

Presenter:

Peter Lee

Recommended Action:

Committee Approval



BAY AREA TOLL AUTHORITY

Bay Area Metro Center

375 Beale Street

San Francisco, CA 94105

TEL 415.778.6700

WEB www.mtc.ca.gov

Memorandum

TO: BATA Oversight Committee

DATE: April 4, 2018

FR: Executive Director

W. I. 1251

RE: Contract Amendment - On-Call Construction Management Services – Construction Management Support for Toll Bridge Rehabilitation Projects: Zoon Engineering, Inc. (\$350,000)

Staff requests approval of a contract amendment with Zoon Engineering, Inc. (Zoon Engineering) for on-call construction management services for integration of toll bridge rehabilitation construction on the San Francisco-Oakland Bay Bridge (SFOBB) Seismic Replacement Project in an amount not to exceed \$350,000.

Staff is proposing to maintain a minimal level of Zoon Engineering construction management support to aid toll bridge rehabilitation program funded projects being constructed as part of the SFOBB East Span Replacement Project. Rehabilitation funded scope includes parking improvements at the Oakland Touchdown, work on Yerba Buena Island, and other rehabilitation work. Zoon Engineering will provide construction management, inspection, documentation, coordination and administration support.


Background

In January 2014, after a competitive procurement, this Committee authorized the Executive Director to enter into contracts with eight firms, including Zoon Engineering, to provide on-call construction management services. Zoon Engineering was selected to provide construction management support for oversight of the rehabilitation work due to its extensive specialized experience on large toll bridge structures dealing with traffic control, electrical inspection, and integrating electrical components and construction management on the entire SFOBB.

Zoon's current contract amount is \$1,960,000. Staff proposes to amend its contract to continue its existing work scope in an amount not to exceed \$350,000. Staff is requesting an additional \$350,000 for Zoon Engineering to continue to support work through FY 2018-19 for such projects as parking improvements at the Oakland Touchdown and work on Yerba Buena Island being constructed as part of the east span replacement project. Attachment A includes a summary of Zoon Engineering's small business and disadvantaged business enterprise status.

Recommendation

Staff recommends that the Committee authorize the Executive Director or his designee to negotiate and enter into a contract amendment with Zoon Engineering to perform on-call construction project management services for integration of rehabilitation work on the SFOBB, in an amount not to exceed \$350,000.



Steve Heminger

SH:pl
Attachment

J:\COMMITTEE\BATA Oversight\2018\04 Apr'2018 BATA Oversight\4c_Contract_Amendment_Zoon.doc

Attachment A
Small Business and Disadvantaged Business Enterprise Status

			DBE* Firm			SBE** Firm		
	Firm Name	Role on Project	Yes	If Yes, List #	No	Yes	If Yes, List #	No
Prime Contractor	Zoon Engineering	Construction Management Services			x	x	58549	
Subcontractor	Einwiller Kuehl Inc	Landscape Architect Support	x	42308				

*Denotes certification by the California Unified Certification Program (CUCP).

**Denotes certification by the State of California.

REQUEST FOR COMMITTEE APPROVAL
Summary of Proposed Contract Amendment

Work Item No.:	1251
Vendor:	Zoon Engineering, Inc., Emeryville, CA
Work Project Title:	On-Call Construction Management Services: Toll Bridge Rehabilitation Integration Project
Purpose of Project:	To provide staffing to perform construction management services for integration of toll rehabilitation projects on the San Francisco Bay Bridge (SFOBB), Carquinez Bridge, and Antioch Bridge.
Brief Scope of Work:	Consultant shall perform construction project management services for integration of toll rehabilitation projects on the SFOBB East Span Replacement Project, including parking improvements at the Oakland touchdown, work on Yerba Buena Island, and other projects.
Project Cost Not to Exceed:	This amendment - \$350,000 Current contract amount before this amendment- \$1,960,000 Maximum contract amount after this amendment - \$2,310,000
Funding Source:	Toll Bridge Rehabilitation Program funds
Fiscal Impact:	Funds are included in the FY 2017-18 Toll Bridge Rehabilitation Program Budget.
Motion by Committee:	That the Executive Director or his designee is authorized to negotiate and enter into a contract amendment with Zoon Engineering, Inc., to perform construction management services for integration of rehabilitation work on the SFOBB East Span Replacement Project, as described above and in the Executive Director's memorandum dated April 4, 2018, and the Chief Financial Officer is directed to set aside funds in the amount of \$350,000 for such contract amendment.
BATA Oversight Committee:	<hr/> Amy Rein Worth, Chair
Approved:	Date: April 11, 2018



Metropolitan Transportation Commission

375 Beale Street, Suite 800
San Francisco, CA 94105

Legislation Details (With Text)

File #:	18-0208	Version:	1	Name:	
Type:	Contract	Status:		Consent	
File created:	3/8/2018	In control:		Bay Area Toll Authority Oversight Committee	
On agenda:	4/11/2018	Final action:			
Title:	Consultant Panel - On-Call Toll Bridge Asset Management Program Support: Arup North America, Ltd., HDR Engineering, Inc., HNTB Corporation, Bay Area Management Consultants, T. Y. Lin International and WSP USA, Inc.				
Sponsors:					
Indexes:					
Code sections:					
Attachments:	4d_On Call Asset Mgmt_Consultant_Panel.pdf				

Date	Ver.	Action By	Action	Result
------	------	-----------	--------	--------

Subject:

Consultant Panel - On-Call Toll Bridge Asset Management Program Support: Arup North America, Ltd., HDR Engineering, Inc., HNTB Corporation, Bay Area Management Consultants, T. Y. Lin International and WSP USA, Inc.

Presenter:

Peter Lee

Recommended Action:

Committee Approval



BAY AREA TOLL AUTHORITY

Bay Area Metro Center

375 Beale Street

San Francisco, CA 94105

TEL 415.778.6700

WEB www.ata.ca.gov

Memorandum

TO: BATA Oversight Committee

DATE: April 4, 2018

FR: Executive Director

W. I. 1251, 1256

RE: Consultant Panel - On-Call Toll Bridge Asset Management Program Support: Arup North America, Ltd., HDR Engineering, Inc., HNTB Corporation, Bay Area Management Consultants, T. Y. Lin International and WSP USA, Inc.

This memorandum requests approval of a pre-qualified panel of consulting firms to provide on-call toll bridge asset management program support services for the seven state-owned toll bridges in the San Francisco Bay Area for a two-year period ending April 14, 2020.

Background

On January 24, 2018, BATA issued an Request for Qualifications (RFQ) to select a panel of pre-qualified consulting firms to provide on-call asset management program support for the seven state-owned toll bridges ("Bridges"). Caltrans continues to own and operate the Bridges and will continue in its role as such, including inspecting, maintaining, and rehabilitating the Bridges. The pre-qualified panel is intended to provide BATA with outside expertise on bridge management and to supplement Caltrans' asset management efforts. Caltrans is supportive of BATA providing supplemental support for this effort on the Bridges. The selected panel of firms would be on-call starting April 15, 2018 for a two-year term. The first set of contracts would be executed under this procurement in May 2018 as work is identified. Not all firms would be immediately under contract.

BATA anticipates that the following tasks will be assigned under this procurement: providing program and project management support, updating toll bridge asset inventory, collecting and archiving as-built records of toll bridges and related facilities, prioritizing preservation activities, developing/implementing asset management plan(s), systems and practices, reviewing rehabilitation plans, and assisting and performing site investigations of the bridges, including suspension cables, post-tensioning strands, structural paint/coatings, and other bridge components.

BATA has budgeted two million dollars (\$2,000,000) in the Toll Bridge Rehabilitation Program for this effort. Additional funding may become available in future fiscal years subject to approval of future BATA budgets.

Procurement Process

In response to the RFQ, staff received Statements of Qualifications (SOQs) from a total of six consulting firms. All firms were found to meet the minimum qualifications. An evaluation panel consisting of BATA and Caltrans staff reviewed all of the SOQs and scored them based on

weighted evaluation criteria including the firm's and staff's expertise and experience, qualifications of key staff, availability of staff, and communication ability. Based on the evaluation, staff recommends selecting all firms to provide BATA with the most flexibility for successful project delivery. The proposed consultants (in alphabetical order) are as follows:

Consultants	Overall Scoring
Arup North America, Ltd.	82
Bay Area Management Consultants	82
HDR Engineering, Inc.	86
HNTB Corporation	87
T.Y. Lin International	84
WSP USA, Inc.	86

All selected firms submitted very strong SOQs and have extensive experience and expertise. All of these firms have available resources and local offices, which will allow BATA to quickly access technical assistance as needed. All selected firms demonstrated strong qualifications of key staff and a depth of specialized expertise within their project teams to cover all areas in relation to the scope of work. Attachment A includes a summary of the selected firms and their project teams' small business and disadvantaged business enterprise status.

Recommendation

Staff recommends that this Committee approve the pre-qualified pool of firms identified above to provide on-call toll bridge asset management services for a two-year term from April 15, 2018 through April 14, 2020. Staff will return to this Committee for contract approval in each instance in which a contract or amendment exceeds the Executive Director's delegated signature authority.



Steve Heminger

SH:pl
Attachment

Attachment A
Small Business Enterprise (SBE) and Disadvantaged Business Enterprise (DBE) Status

*Denotes certification by the California Unified Certification Program (CUCP).

**Denotes certification by the State of California.

	Firm Name	DBE* Firm			SBE** Firm		
		Yes	If Yes, List #	No	Yes	If Yes, List #	No
Prime Contractor	ARUP North America Ltd.			X			X
Subcontractor	Zoon Engineering, Inc.			X	X	58549	
	Iron Mountain			X			X

	Firm Name	DBE* Firm			SBE** Firm		
		Yes	If Yes, List #	No	Yes	If Yes, List #	No
Prime Contractor	HDR Engineering, Inc.			X			X

	Firm Name	DBE* Firm			SBE** Firm		
		Yes	If Yes, List #	No	Yes	If Yes, List #	No
Prime Contractor	HNTB Corporation			X			X
Subcontractor	Chaves & Associates			X	X	1522660	
	Earth Mechanics, Inc.	X	6956		X	4369	
	KTA-Tator, Inc.			X			X
	Professional Services Industries, Inc.			X			X
	SEM Incorporated			X	X	1748098	
	Zoon Engineering, Inc.			X	X	58549	

	Firm Name	DBE* Firm			SBE** Firm		
		Yes	If Yes, List #	No	Yes	If Yes, List #	No
Joint Venture	Bay Area Management Consultants			X			X
Prime Contractor	Mott MacDonald, LLC			X			X
Prime Contractor	AECOM			X			X
Subconsultant	Bainbridge Structures Group, LLC			X			X

Attachment A
Page 2 of 3

CTL Group			X			X
Gray Bowen Scott			X	X	1756291	
Lisin Metallurgical Services, LLC			X			X
Josephine's Professional Staffing, Inc.	X	9268		X	6788	
SEM Incorporated			X	X	1748098	
Signet Testing Labs, Inc.			X			X
Zoon Engineering, Inc.			X	X	58549	

	Firm Name	DBE* Firm			SBE** Firm		
		Yes	If Yes, List #	No	Yes	If Yes, List #	No
Prime Contractor	T. Y. Lin International			X			X
Subcontractor	Modjeski and Masters, Inc.			X			X
	Louis Berger U.S., Inc.			X			X
	TRC Engineers, Inc.			X			X
	Deepwater Corrosion Services, Inc.			X			X
	Tourney Consulting			X			X
	NorCal Structural, Inc.	X	34321		X	1688361	
	JMEC Engineering Inc.	X	7646		X	6612	
	Civionic Engineering			X			X
	Seismic Isolation Engineering, Inc.			X	X	2006692	
	MGE Engineering, Inc.	X	8142		X	34538	
	Protection Engineering Consultants			X			X
	Dan Frangopol, PhD, PE			X			X

	Firm Name	DBE* Firm			SBE** Firm		
		Yes	If Yes, List #	No	Yes	If Yes, List #	No
Prime Contractor	WSP USA, Inc.			X			X
Subcontractor	Bridge Diagnostic Inc.			X			X
	Bridge Intelligence			X			X
	Collins Engineers, Inc.			X			X
	Infrasense, Inc.			X			X
	KTA-Tator, Inc			X			X

Attachment A
Page 3 of 3

Protection Engineering Consultants			X			X
Vector Corrosion Services			X			X
SEM Incorporated			X	X	1748098	
SC Solutions			X			X
Zoon Engineering			X	X	58549	

REQUEST FOR COMMITTEE APPROVAL

Summary of Proposed Consultant

Work Item No.:	1251, 1256
Vendor:	Arup North America, Ltd. (San Francisco, CA), HDR Engineering, Inc. (San Francisco, CA), HNTB Corporation (Oakland, CA), Bay Area Management Consultants (San Francisco, CA), T. Y. Lin International (San Francisco, CA) and WSP USA, Inc. (San Francisco, CA)
Work Project Title:	On-Call Toll Bridge Asset Management Program Support
Purpose of Project:	To provide toll bridge asset management program support for the seven state-owned toll bridges.
Brief Scope of Work:	Provide program and project management support, update toll bridge asset inventory, collect and archive as-built records of toll bridges and related facilities, prioritize preservation activities, develop/implement asset management plan(s), systems and practices, review rehabilitation plans, and assist and perform site investigations
Project Cost Not to Exceed:	Individual contracts TBD. The estimated total budget for the contracts is \$2,000,000.
Funding Source:	Toll Bridge Rehabilitation Funds
Fiscal Impact:	No immediate fiscal impact until contracts are awarded. Funds for each fiscal year are subject to agency budgetary approval process. Project costs shall be consistent with funds programmed and budgeted.
Motion by Committee:	That the Committee approves the panel of firms identified above to provide on-call toll bridge asset management services on an as needed basis from April 15, 2018 through April 14, 2020 as described above and in the Executive Director's memorandum dated April 4, 2018, subject to applicable contract approval procedures and necessary budget approvals.
BATA Oversight Committee:	<hr/> Amy Rein Worth, Chair
Approval Date:	Date: April 11, 2018



Metropolitan Transportation Commission

375 Beale Street, Suite 800
San Francisco, CA 94105

Legislation Details (With Text)

File #: 18-0210 **Version:** 1 **Name:**
Type: Contract **Status:** Committee Approval
File created: 3/8/2018 **In control:** Bay Area Toll Authority Oversight Committee
On agenda: 4/11/2018 **Final action:**
Title: Purchase Order - FasTrak® Flex Toll Tags: TransCore LP (\$3,238,183)

A request for authorization to issue a purchase order to TransCore LP to purchase FasTrak® Flex toll tags.

Sponsors:

Indexes:

Code sections:

Attachments: [5a_Transcore_Purchase Order.pdf](#)

Date	Ver.	Action By	Action	Result
------	------	-----------	--------	--------

Subject:

Purchase Order - FasTrak® Flex Toll Tags: TransCore LP (\$3,238,183)

A request for authorization to issue a purchase order to TransCore LP to purchase FasTrak® Flex toll tags.

Presenter:

Beth Zelinski

Recommended Action:

Committee Approval



BAY AREA TOLL AUTHORITY
Bay Area Metro Center
375 Beale Street
San Francisco, CA 94105
TEL 415.778.6700
WEB www.mtc.ca.gov

Memorandum

TO: BATA Oversight Committee

DATE: April 4, 2018

FR: Executive Director

W. I. 1253

RE: Purchase Order – FasTrak® Flex Toll Tags: TransCore LP (\$3,238,183)

This item would authorize the Executive Director or his designee to issue a purchase order in an amount not to exceed \$3,238,183 to TransCore LP to purchase FasTrak® Flex toll tags, subject to approval of future BATA budgets.

Background

In April 2016, BATA issued an Invitation for Bid (IFB) to procure FasTrak® Flex toll tags to support the regional Express Lanes operations through June 2018 until the state-wide transition to 6C protocol. The IFB allowed for BATA to procure a base amount of 568,000 Flex tags (355,000 non-retail Flex toll tags and 213,000 retail flex tags). The IFB also allowed for an option to purchase an additional 200,000 Flex tags to be executed by June 2018.

In June 2016, this Committee authorized a purchase order to TransCore LP to purchase the base tag quantities. Staff is now requesting approval to exercise the option to purchase the remaining 200,000 tags available under the IFB. This will allow sufficient supply of tags until receipt and validation of 6C Flex tags which are anticipated to be delivered in early 2019. This quantity will also allow six to nine months of additional supply if there are unanticipated delays in receiving 6C Flex tags.

Recently adopted regulations require all California tolling agencies to ensure that their tolling systems are able to read 6C protocol toll tags by January 1, 2019 and may begin issuing 6C toll tags, though the current Title 21 toll tags may continue to be used until 2024. BATA plans to begin a procurement for 6C Flex tags in the upcoming months. The vendors are still ramping up for the California market and 6C Flex tags are in the testing and certification stage.

To ensure a continuous supply of Title 21 Flex tags until the procurement of 6C tags is completed and 6C Flex tags can be delivered to BATA, staff is requesting authorization to purchase the remaining 200,000 option quantities on the IFB. Staff is currently forecasting a need of 170,500 non-retail Flex tags and 29,500 retail Flex tags for a total cost of \$3,238,183.

Flex Tag Type	Per Unit Bid Price	Total Price Plus Tax (8.5%)	Quantity	Total Cost
Non-Retail Flex Tags	\$14.48	\$15.71	170,500	\$2,678,691
Retail Flex Tags	\$17.48	\$18.97	29,500	\$599,491
		TOTAL	200,000	\$3,238,183

TransCore LP is neither a small business nor a disadvantaged business enterprise and currently has no subcontractors.

Recommendation

Staff recommends that the BATA Oversight Committee authorize the Executive Director or his designee to issue a purchase order to TransCore in the amount not to exceed \$3,238,183 to purchase 200,000 FasTrak[®] Flex toll tags, subject to the approval of future BATA Budgets.



Steve Heminger

SH:bz

Attachment

REQUEST FOR COMMITTEE APPROVAL
Summary of Proposed Purchase Order

Work Item No.:	1253
Consultant:	TransCore LP, San Diego, CA
Work Project Title:	Electronic Toll Collection FasTrak® Flex Toll Tag Procurement
Purpose of Project:	To provide FasTrak® Flex toll tags
Brief Scope of Work:	Provide 200,000 FasTrak® Flex toll tags to support the regional Express Lanes operation until transition to the 6C protocol toll tags.
Project Cost Not to Exceed:	\$3,238,183
Funding Source:	Toll Bridge Rehabilitation Funds
Fiscal Impact:	Funds are to be included in the FY2018-19 and FY 2019-20 Toll Bridge Rehabilitation Funds Program Budgets, subject to approval.
Motion by Committee:	That the Executive Director or his designee is authorized to issue a purchase order to TransCore LP to provide 200,000 FasTrak® Flex toll tags as described above and in the Executive Director's memorandum dated April 4, 2018, and that the Chief Financial Officer is authorized to set aside funds in the amount of \$3,238,183 for such purchase order, subject to the approval of future BATA budgets.
BATA Oversight Committee:	<hr/> Amy Rein Worth, Chair
Approved:	April 11, 2018