

## Meeting Agenda

### Bay Area Infrastructure Financing Authority Network and Operations Committee

*Carol Dutra-Vernaci, Chair*  
*Stephanie Moulton-Peters, Vice Chair*

---

Friday, April 12, 2024

9:35 AM

Board Room - 1st Floor

---

Meeting attendees may opt to attend in person for public comment and observation at 375 Beale Street, Board Room (1st Floor). In-person attendees must adhere to posted public health protocols while in the building. The meeting webcast will be available at <https://mtc.ca.gov/whats-happening/meetings/live-webcasts>. Members of the public are encouraged to participate remotely via Zoom at the following link or phone number. Members of the public participating by Zoom wishing to speak should use the “raise hand” feature or dial \*9. When called upon, unmute yourself or dial \*6. In order to get the full Zoom experience, please make sure your application is up to date.

Attendee Link: <https://bayareametro.zoom.us/j/89868247833>

iPhone One-Tap: US: +14086380968,,89868247833#

Join by Telephone (for higher quality, dial a number based on your current location) US:

888 788 0099 (Toll Free) or 877 853 5247 (Toll Free)

Webinar ID: 898 6824 7833

International numbers available: <https://bayareametro.zoom.us/j/kWUEdV4vt>

Detailed instructions on participating via Zoom are available at:

<https://bayareametro.zoom.us/j/kdR1hznEgA>

<https://mtc.ca.gov/how-provide-public-comment-board-meeting-zoom>

Members of the public may participate by phone or Zoom or may submit comments by email at [info@bayareametro.gov](mailto:info@bayareametro.gov) by 5:00 p.m. the day before the scheduled meeting date. Please include the committee or board meeting name and agenda item number in the subject line. Due to the current circumstances there may be limited opportunity to address comments during the meeting. All comments received will be submitted into the record.

**Roster**

**Carol Dutra-Vernaci (Chair), Stephanie Moulton-Peters (Vice Chair), David Canepa,  
Dina El-Tawansy\*, Sue Noack, David Rabbitt, and James P. Spering**  
\*Non-Voting Member

**1. Call to Order / Roll Call / Confirm Quorum**

*Quorum: A quorum of this Committee shall be a majority of its regular non-ex-officio voting members (4).*

**2. Pledge of Allegiance / Acknowledgement of the Flag**

**3. Compensation Announcement (Clerk)**

**4. Consent Calendar**

- 4a.**     [24-0323](#)     Approval of the Minutes of the March 8, 2024 Meeting
- Action:**             Committee Approval
- Attachments:**     [4a 24-0323 2024-03-08 BAIFA Network and Ops Draft Minutes.pdf](#)
- 
- 4b.**     [24-0361](#)     Amendment to Cooperative Agreement - Regional Tolling Infrastructure  
                                 Maintenance Services - Bay Area Toll Authority
- Action:**             Committee Approval
- Presenter:**         James Go
- Attachments:**     [4b 24-0361 Summary Sheet Amendment to Cooperative Agreement with f](#)
- 
- 4c.**     [24-0381](#)     MTC Express Lanes Quarterly Report: Annual Year Fourth Quarter  
                                 (October - December 2023)
- Action:**             Information
- Presenter:**         Barbara Laurenson
- Attachments:**     [4ci 24-0381 Summary Sheet MTC Express Lanes Quarterly Report Fourth](#)  
                                 [4cii 24 0381 Powerpoint Q4 2023 BAIFA Express Lanes Performance Re](#)

## 5. Public Comment / Other Business

*Members of the public participating by Zoom wishing to speak should use the “raise hand” feature or dial \*9. When called upon, unmute yourself or dial \*6.*

## 6. Adjournment / Next Meeting

**The next meeting of the Bay Area Infrastructure Financing Authority Network and Operations Committee will be held on Friday, May 10, 2024 at 9:35 a.m. at the Bay Area Metro Center, 375 Beale Street, San Francisco, CA. Any changes to the schedule will be duly noticed to the public.**

---

**Public Comment:** The public is encouraged to comment on agenda items at Authority meetings by completing a request-to-speak card (available from staff) and passing it to the Authority secretary. Public comment may be limited by any of the procedures set forth in Section 3.09 of MTC's Procedures Manual (Resolution No. 1058, Revised) if, in the chair's judgment, it is necessary to maintain the orderly flow of business.

**Meeting Conduct:** If this meeting is willfully interrupted or disrupted by one or more persons rendering orderly conduct of the meeting unfeasible, the Chair may order the removal of individuals who are willfully disrupting the meeting. Such individuals may be arrested. If order cannot be restored by such removal, the members of the Authority may direct that the meeting room be cleared (except for representatives of the press or other news media not participating in the disturbance), and the session may continue.

**Record of Meeting:** Authority meetings are recorded. Copies of recordings are available at a nominal charge, or recordings may be listened to at MTC offices by appointment. Audiocasts are maintained on MTC's Web site ([mtc.ca.gov](http://mtc.ca.gov)) for public review for at least one year.

**Accessibility and Title VI:** MTC provides services/accommodations upon request to persons with disabilities and individuals who are limited-English proficient who wish to address Commission matters. For accommodations or translations assistance, please call 415.778.6757 or 415.778.6769 for TDD/TTY. We require three working days' notice to accommodate your request.

**可及性和法令第六章:** MTC 根據要求向希望來委員會討論有關事宜的殘疾人士及英語有限者提供服務/方便。需要便利設施或翻譯協助者，請致電 415.778.6757 或 415.778.6769 TDD / TTY。我們要求您在三個工作日前告知，以滿足您的要求。

**Acceso y el Título VI:** La MTC puede proveer asistencia/facilitar la comunicación a las personas discapacitadas y los individuos con conocimiento limitado del inglés quienes quieran dirigirse a la Comisión. Para solicitar asistencia, por favor llame al número 415.778.6757 o al 415.778.6769 para TDD/TTY. Requerimos que solicite asistencia con tres días hábiles de anticipación para poderle proveer asistencia.

---

Attachments are sent to Authority members, key staff and others as appropriate. Copies will be available at the meeting.

All items on the agenda are subject to action and/or change by the Authority. Actions recommended by staff are subject to change by the Authority.



# Metropolitan Transportation Commission Meeting Minutes 3 - Draft

**Agenda Item 4a**  
Bay Area Metro Center  
375 Beale Street  
San Francisco, CA 94105

## Bay Area Infrastructure Financing Authority Network and Operations Committee

*Carol Dutra-Vernaci, Chair*  
*Stephanie Moulton-Peters, Vice Chair*

---

Friday, March 8, 2024

9:35 AM

Board Room - 1st Floor

---

### Roster

**Carol Dutra-Vernaci (Chair), Stephanie Moulton-Peters (Vice Chair), David Canepa,  
Dina El-Tawansy\*, Sue Noack, David Rabbitt, and James P. Spering**  
**\*Non-Voting Member**

Ex Officio Voting Members Present: Commission Chair Pedroza and  
Commission Vice Chair Josefowitz

Ad Hoc Non-Voting Members Present: Commissioner Ahn and Commissioner Papan.

### 1. Call to Order / Roll Call / Confirm Quorum

**Present:** 6 - Chair Dutra-Vernaci, Vice Chair Moulton-Peters, Commissioner Canepa,  
Commissioner Noack, Commissioner Rabbitt and Commissioner Spering

### 2. Pledge of Allegiance / Acknowledgement of the Flag

### 3. Compensation Announcement (Clerk)

### 4. Consent Calendar

Upon the motion by Commissioner Noack and second by Commissioner Spering,  
the Consent Calendar was unanimously approved. The motion carried by the  
following vote:

**Aye:** 6 - Chair Dutra-Vernaci, Vice Chair Moulton-Peters, Commissioner Canepa,  
Commissioner Noack, Commissioner Rabbitt and Commissioner Spering

#### 4a. [24-0183](#) Approval of the Minutes of the February 9, 2024 Meeting

**Action:** Committee Approval

**Attachments:** [4a\\_24-0183\\_2024-02-09\\_BAIFA\\_Network\\_and\\_Ops\\_Draft\\_Minutes.pdf](#)

- 4b. [24-0196](#) Fiscal Year (FY) 2023-24 Bay Area Infrastructure Financing Authority (BAIFA) Statement of Revenues and Expenses for the Period Ended December 31, 2023 (Unaudited)

**Action:** Information

**Presenter:** Grace Martinez

**Attachments:** [4bi\\_24-0196\\_BAIFA\\_FY\\_2024\\_December\\_Financials.pdf](#)  
[4bii\\_24-0196\\_Attachment\\_A\\_BAIFA-MFR-December\\_FY\\_24.pdf](#)

## 5. Approval

- 5a. [24-0299](#) BAIFA Resolution No. 52 - Bay Area Infrastructure Financing Authority (BAIFA) Express Lanes 10-Year Financial Plan and Reserves Policy

Request for approval of BAIFA Resolution No. 52 adopting the BAIFA Express Lanes Program 10-Year Financial Plan for Fiscal Years (FY) 2023-24 to FY 2032-33.

**Action:** Authority Approval

**Presenter:** Ken Hoang

**Attachments:** [5ai\\_24-0299\\_Summary\\_Sheet-BAIFA\\_RES\\_0052\\_EL\\_10-Yr\\_Financial\\_Plan\\_FY\\_2024-33.pdf](#)  
[5aii\\_24-0299\\_PowerPoint\\_BAIFA\\_RES\\_0052\\_EL\\_10-Yr\\_Financial\\_Plan\\_FY\\_2024-33.pdf](#)  
[5aiii\\_24-0299\\_TEMP-BAIFA-RES-0052.pdf](#)  
[5aiv\\_24-0300\\_TEMP\\_BAIFA-RES-0052\\_Attachment\\_A.pdf](#)

**Upon the motion by Commissioner Rabbitt and second by Commissioner Noack, BAIFA Resolution No. 52 - BAIFA Express Lanes 10-Year Financial Plan and Reserves Policy was approved to be referred to the Bay Area Infrastructure Financing Authority for approval. The motion carried by the following vote:**

**Aye:** 6 - Chair Dutra-Vernaci, Vice Chair Moulton-Peters, Commissioner Canepa, Commissioner Noack, Commissioner Rabbitt and Commissioner Spering

**5b.**     [24-0300](#)     BAIFA Resolution No. 53 - Bay Area Infrastructure Financing Authority (BAIFA) Reserves Policy

Request for approval of BAIFA Resolution No. 53 adopting the BAIFA Reserves Policy beginning Fiscal Year (FY) 2024-25.

**Action:** Authority Approval

**Presenter:** Ken Hoang

**Attachments:**   [5bi 24-0300 Summary Sheet-BAIFA-RES 0053-Reserves Policy.pdf](#)  
                          [5bii 24-0300 TEMP-BAIFA-RES-0053.pdf](#)  
                          [5biii 24-0300 PowerPoint BAIFA RES 0053 EL Reserves Policy.pdf](#)

Upon the motion by Commissioner Canepa and second by Vice Chair Moulton-Peters, BAIFA Resolution No. 53 - BAIFA Reserves Policy was approved to be referred to the Bay Area Infrastructure Financing Authority for approval. The motion carried by the following vote:

**Aye:**    6 -    Chair Dutra-Vernaci, Vice Chair Moulton-Peters, Commissioner Canepa, Commissioner Noack, Commissioner Rabbitt and Commissioner Spering

**6. Public Comment / Other Business**

Jim Stallman was called to speak.

**7. Adjournment / Next Meeting**

The next meeting of the Bay Area Infrastructure Financing Authority Network and Operations Committee will be held on Friday, April 12, 2024 at 9:35 a.m. at the Bay Area Metro Center, 375 Beale Street, San Francisco, CA. Any changes to the schedule will be duly noticed to the public.

# **Bay Area Infrastructure Financing Authority**

## **Network and Operations Committee**

**April 12, 2024**

**Agenda Item 4b**

### **Amendment to Cooperative Agreement – Regional Tolling Infrastructure Maintenance Services – Bay Area Toll Authority**

---

**Subject:**

Recommendation to approve an amendment to the cooperative agreement with the Bay Area Toll Authority (BATA) to allow BATA to directly charge its contractor's invoices to the appropriate Bay Area Infrastructure Financing Authority (BAIFA) budget for Express Lanes related work.

**Background:**

BAIFA is currently operating approximately 130 miles of Express Lanes along Interstate 680 (I-680) in Contra Costa County, Interstate 880 (I-880) in Alameda County, and US-101 in San Mateo County (the latter, through agreement with the San Mateo County Express Lanes Joint Powers Authority). Approximately 35 miles of BAIFA express lanes are under construction on I-80 in Solano County and are expected to be operational in 2025.

On May 24, 2023, this Committee authorized BAIFA to enter into a cooperative agreement with BATA, to delegate authority to BATA for managing BAIFA's Express Lanes highway maintenance contract.

On June 14, 2023, BATA authorized a 3-year contract with Yunex LLC to provide routine and as-needed comprehensive maintenance services for express lanes civil infrastructure and field elements of the backhaul communications network along multiple corridors. The scope includes: routine preventative maintenance; corrective maintenance as needed, including emergency repairs; and spare parts for express lane infrastructure such as fiber optic cable, cabinets, signs, roadway lighting, conduit, and pull boxes. BATA's contract with Yunex LLC also provides comprehensive maintenance services for the seven state-owned toll bridge facilities to support toll equipment and operations.



The Cooperative Agreement with BATA documents BATA's and BAIFA's roles and expectations for this contract and reimbursement for maintenance, other work, and related expenses pertaining to their respective assets. The contract is administered by BATA, and any future contract amendments will be brought only to the BATA Oversight Committee for action. However, the BAIFA budget and budget amendments to fund the maintenance work related to express lanes will still be brought to BAIFA for approval.

**Cooperative Agreement Amendment:**

The amendment proposes to modify the language regarding budget and funds, to also allow BATA to directly charge the Yunex LLC invoices to the appropriate BAIFA budget for Express Lanes related work. This will help reduce the administrative burden on the agency's budget/finance and project management staff.

**Issues:**

None.

**Recommendations:**

Staff recommends authorization for the Executive Director or designee to enter into an amendment to the cooperative agreement with BATA to allow BATA to directly charge the Contractor's invoices to the appropriate BAIFA budget for Express Lanes related work.

**Attachments:**

- Request for Authority Approval



Andrew B. Fremier

## Request for Committee Approval

---

### Summary of Proposed Cooperative Agreement Amendment

Work Item No.: 6861, 6863, 6864

Agency: Bay Area Toll Authority (BATA)  
San Francisco, CA

Work Project Title: Regional Tolling Infrastructure Maintenance Services

Purpose of Project: Agreement for BATA to manage the maintenance contract for civil infrastructure and field elements of the backhaul communications network along multiple BAIFA-operated Express Lanes corridors.

Brief Scope of Work: BATA to manage, through its Regional Tolling Infrastructure Maintenance Services contract, routine and as-needed comprehensive maintenance services for civil infrastructure and field elements of the backhaul communications network along multiple Express Lanes corridors and other related expenses.

Project Cost Not to Exceed: Cost to be included as part of annual BAIFA budgets

Funding Source: BAIFA Operating Budget

Fiscal Impact: No impact.

Motion by Committee: That the Executive Director or designee is authorized to enter into an amendment to the Cooperative Agreement with BATA to allow BATA to directly charge the Contractor's invoices to the appropriate BAIFA budget for Express Lanes related work as described above and in the BAIFA Summary Sheet, dated April 12, 2024.

BAIFA Network and  
Operations Committee:

---

Carol Dutra-Vernaci, Chair

Approved: April 12, 2024

**Bay Area Infrastructure Financing Authority  
Network and Operations Committee**

**April 12, 2024**

**Agenda Item 4c**

**MTC Express Lanes Quarterly Report: Annual Year Fourth Quarter (October - December 2023)**

**Subject:**

Report on the operational performance of MTC's Interstate 680 (I-680) Contra Costa and Interstate 880 (I-880) Alameda Express Lanes.

**Express Lanes Operations:**

The Quarter 4 (Q4) 2023 BAIFA Express Lane key performance statistics and their quarter-over-quarter and year-over-year trends are summarized in the following table.

**BAIFA Express Lanes Operations Q4 Calendar Year 2023 Trends**

	<b>I-680</b>	<b>I-680</b>	<b>I-680</b>	<b>I-880</b>	<b>I-880</b>	<b>I-880</b>
<b>Statistic</b>	<b>Q4 2023</b>	<b>Change from Q3 2023</b>	<b>Change from Q4 2022</b>	<b>Q4 2023</b>	<b>Change from Q3 2023</b>	<b>Change from Q4 2022</b>
Total trips	2.3M	-2%	+11%	3.9M	-9%	+2%
Toll-free trips share <sup>1</sup>	42%	+1%	+3%	44%	+4%	+5%
Tolled trips share <sup>2</sup>	47%	0%	-2%	41%	-5%	-5%
Violation trips share	11%	-1%	-2%	14%	+1%	0%
Average toll paid	\$3.48	+8%	+14%	\$6.90	+2%	+8%
Unaudited Toll revenue <sup>3</sup>	\$3.8M	+4%	+20%	\$13.1M	-7%	+11%
California Highway Patrol (CHP) enforcement hours <sup>4</sup>	763	-35%	0%	1,213	-73%	-8%

<sup>1</sup> On I-680, toll-free trips are High-Occupancy Vehicle (HOV) 2 and HOV 3+ trips. On I-880, toll-free trips are HOV 3+ trips.

**April 12, 2024**

**Page 2 of 2**

<sup>2</sup> On I-680, tolled trips are comprised of full-toll Single Occupancy Vehicle (SOV) trips and half-toll SOV Clean Air Vehicle trips. On I-880, tolled trips are comprised of full-toll SOV trips, half-toll SOV Clean Air Vehicle trips, and half-toll HOV 2 trips.

<sup>3</sup> Toll revenue excludes violation penalties.

<sup>4</sup> CHP enforcement hours fell in part due to the Asian Pacific Economic Cooperation (APEC) Summit during which the CHP could not patrol the express lanes.

**Issues:**

None identified.

**Recommendations:**

Information.

**Attachments:**

- Attachment A: PowerPoint



Andrew B. Fremier

# BAIFA Express Lanes Performance Report 4<sup>th</sup> Quarter 2023: October – December

## I-680 Contra Costa and I-880 Express Lanes



Bay Area Infrastructure Financing Authority Network and Operations Committee  
April 12, 2024



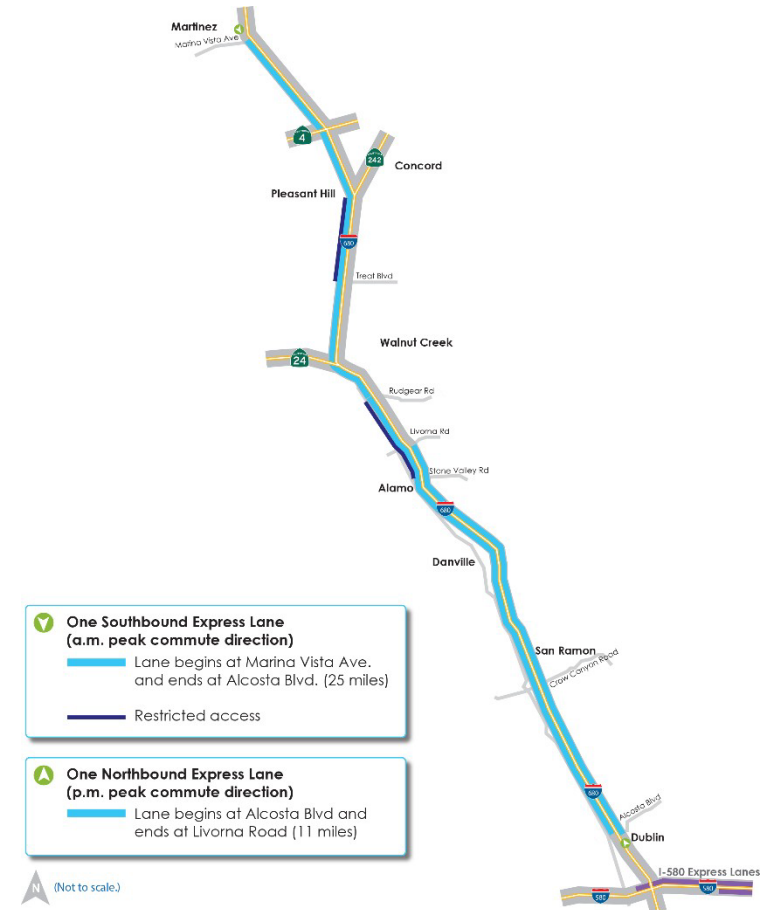
# I-680 Contra Costa Express Lanes



# I-680 Contra Costa Express Lanes Policies

- Tolling Hours are 5 a.m. to 8 p.m. Monday – Friday.
- All drivers must have a FasTrak® account to avoid penalties.
  - Solo drivers can carry a standard FasTrak tag\* or a FasTrak Flex® tag set to 1 or pay tolls via license plate.
  - Carpools (2+) travel toll-free with FasTrak Flex toll tags set to 2 or 3+.
  - Motorcycles travel toll-free with FasTrak Flex toll tags set to 3+.
  - Solo-drivers in eligible clean-air vehicles (CAV) pay half- price tolls with FasTrak CAV toll tags set to 1.

\*Standard FasTrak tags do not have a switch and were issued prior to January 2020.



# I-680 Contra Costa Express Lanes – Q4 2023 Performance Highlights

The goal of express lanes is to maximize lane use while keeping traffic moving to encourage carpooling and transit ridership.

- 2.3 million express lane trips were made in Q4 2023. The Average Daily Trip count (ADT) decreased 0.2% from the prior quarter (Q3 2023), which led to a 2% decrease in total trips. Compared to a year ago (Q4 2022), total trips and ADT increased by 11%.
- The share of toll-free HOV 2+ trips was 42%, 1% more than Q3 2023 and 3% more than Q4 2022. This share has ranged between 30% and 46% per quarter over the history of the lanes and was at its highest in Q1 2020.
- 11% of express lane trips were violations – unpaid trips made without a FasTrak account – 1% less than in Q3 2023.
- Q4 2023 toll revenue increased 4% from Q3 2023. Tolloed trips decreased 4% and the average toll paid increased 8%. Q4 2023 toll revenue increased 20% from Q4 2022 as tolled trips increased 6% and the average toll paid increased 14%.
- Corridor-length northbound travel was slowest between 4:00 p.m. and 5:00 p.m. when express lane speed averaged 66 mph (10 mph faster than the general purpose lanes). The

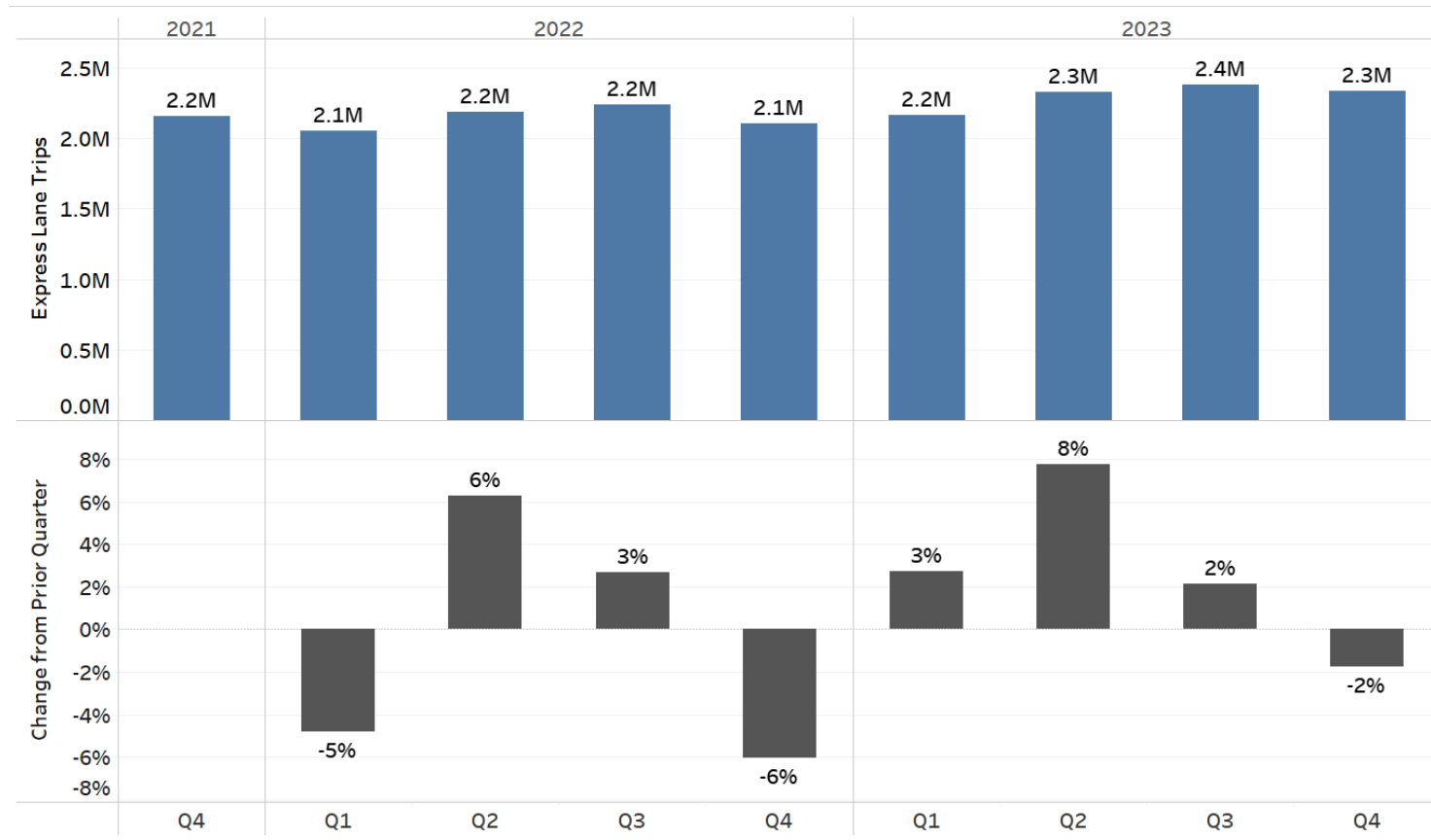


northbound average toll paid peaked at \$7.30 around 3 p.m.

- Corridor-length southbound travel was slowest between 8:00 a.m. and 9:00 a.m. when express lane speed averaged 67 mph (10 mph faster than the general purpose lanes) and the average toll paid peaked at \$11.20.
- CHP made 914 enforcement contacts, of which 29% resulted in citations related to carpool occupancy. Enforcement contacts were down 9% and occupancy citations were up 51% compared to Q4 2022.

# I-680 Express Lane Trips

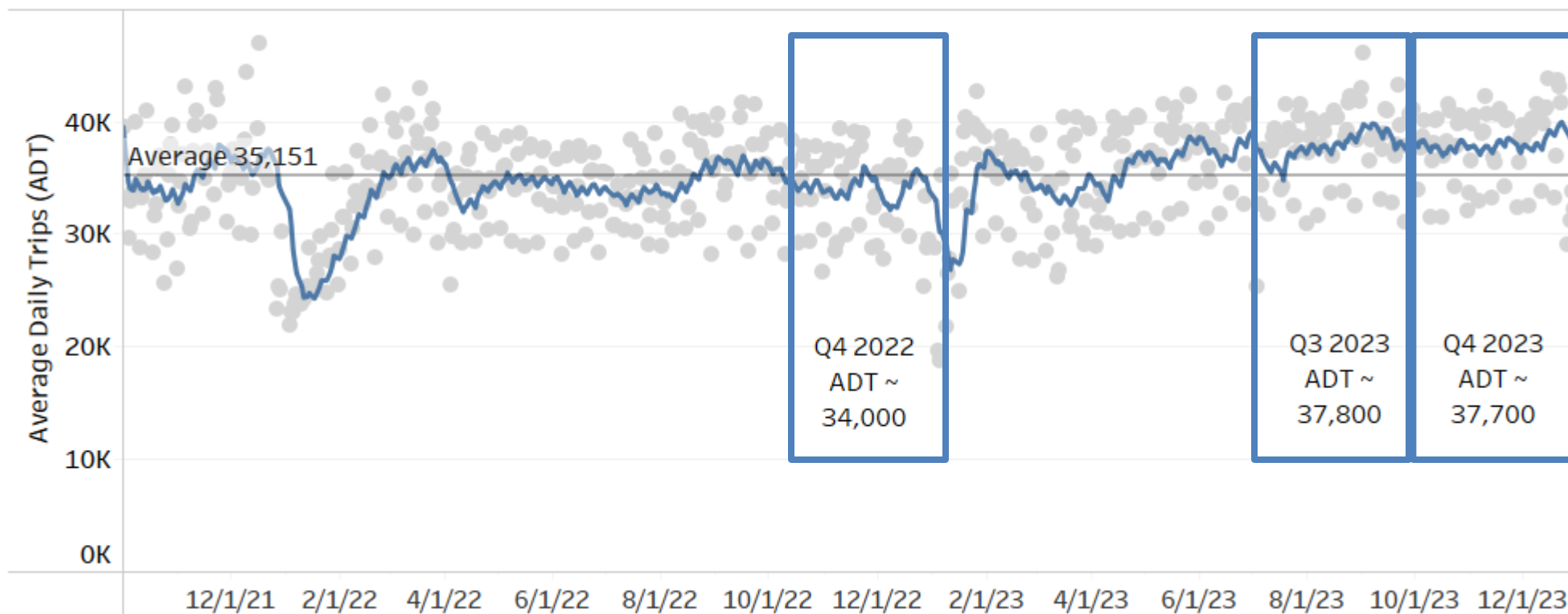
2.3 million express lane trips were made in Q4 2023. Trips were down 2% from the prior quarter (Q3 2023) and up 11% from Q4 2022.



# I-680 Average Daily Express Lane Trips

The Average Daily Trip (ADT) count from October 1, 2021 through December 31, 2023 was about 35,150. Q4 2023 ADT was about 37,700, a 0.2% decrease from the prior quarter and an 11% increase from a year ago (Q4 2022).

Average Daily Trips (ADT) (grey dots) with 10-day Moving Average (blue line) (Northbound & Southbound)



# I-680 Express Lanes Trip Type

## Share of Trips:

### Toll-free trips (HOV 2+) = 42%

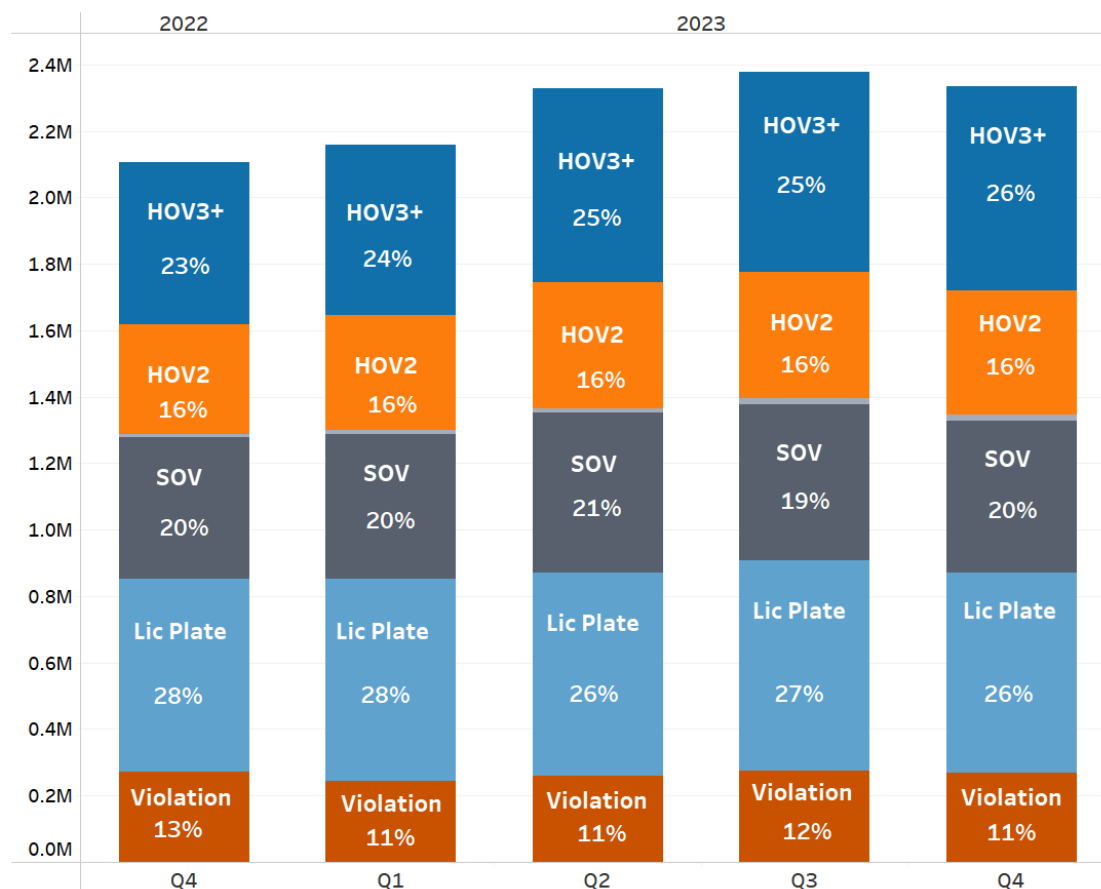
- 1% more than Q3 2023 and 3% more than Q4 2022

### Tolled trips (full toll + half-toll) = 47%

- 46% full toll (SOV toll tag + license plate match) + 1% half toll (Clean Air Vehicles)
- Same as Q3 2023
- Down 2% from Q4 2022

### Violation trips = 11%

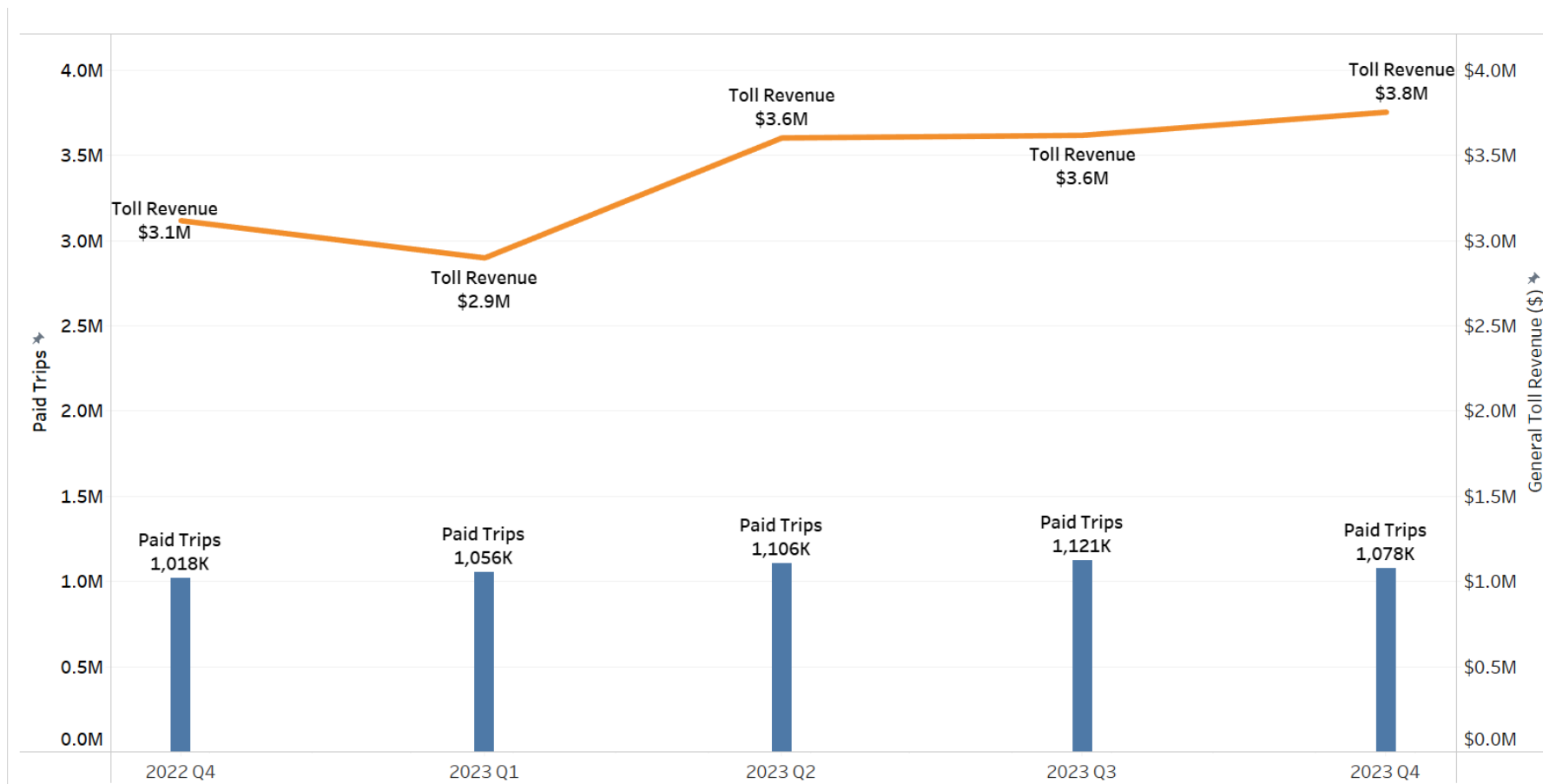
- No toll account
- Down 1% from Q3 2023
- Down 2% from Q4 2022



In each quarter, <1% to 1% of trips were made with Clean Air Vehicle Tags set to “1”, represented by the thin grey segments in the above bar chart.

# I-680 Express Lanes General Toll Revenue and Tolled Trips

Q4 2023 Change	Toll Revenue	Tolled Trips	Average Toll Paid
from Prior Quarter (Q3 2023)	Up 4%	Down 4%	Up 8%
Year over Year (Q4 2022)	Up 20%	Up 6%	Up 14%



# I-680 Express Lanes Northbound Peak Traffic and Corridor-Length Speed

## Peak Traffic

Time	3 p.m. – 5:30 p.m.
Location	Approaching El Cerro Blvd
Express Lane Speed	66 mph
GP Lane Speed	57 mph
Speed Differential	9 mph
Express Lane Volume	859 vehicles
GP Lane Volume	1,273 vehicles

## Corridor-Length Slowest Travel

Time	4 p.m. – 5 p.m.
Express Lane Speed	66 mph
GP Lane Speed	56 mph
Speed Differential	10 mph

# I-680 Express Lanes Southbound Peak Traffic and Corridor-Length Speed

## Peak Traffic

Time	7 a.m. - 9 a.m.
Location	Approaching Treat Blvd
Express Lane Speed	68 mph
GP Lane Speed	58 mph
Speed Differential	10 mph
Express Lane Volume	525 vehicles
GP Lane Volume	1,194 vehicles

## Corridor-Length Slowest Travel

Time	8 a.m. – 9 a.m.
Express Lane Speed	67 mph
GP Lane Speed	57 mph
Speed Differential	10 mph

# I-680 Express Lanes Tolls

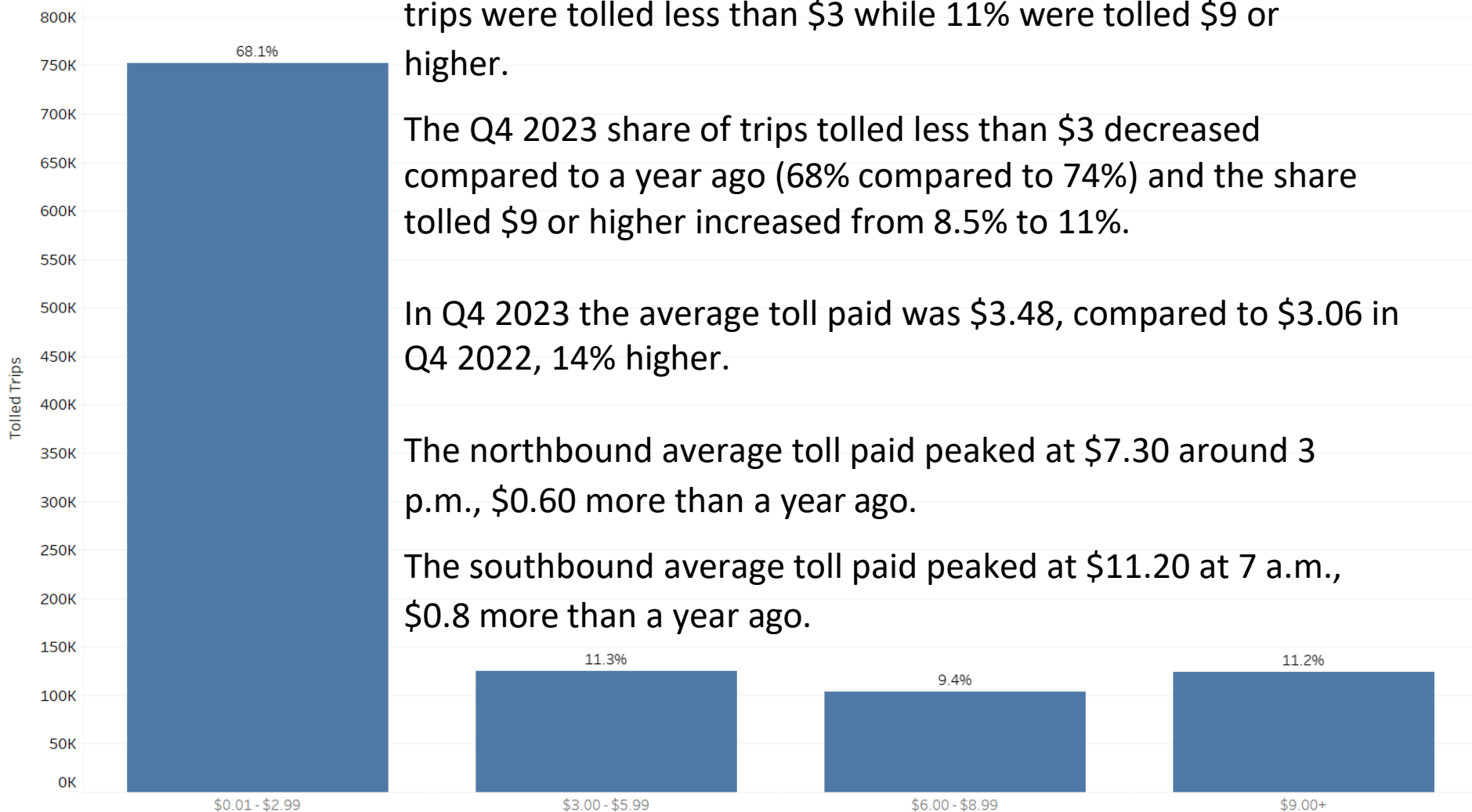
Drivers made 1,077,534 tolled express lane trips in the quarter, up 6% from a year ago (Q4 2022). About 68% of these trips were tolled less than \$3 while 11% were tolled \$9 or higher.

The Q4 2023 share of trips tolled less than \$3 decreased compared to a year ago (68% compared to 74%) and the share tolled \$9 or higher increased from 8.5% to 11%.

In Q4 2023 the average toll paid was \$3.48, compared to \$3.06 in Q4 2022, 14% higher.

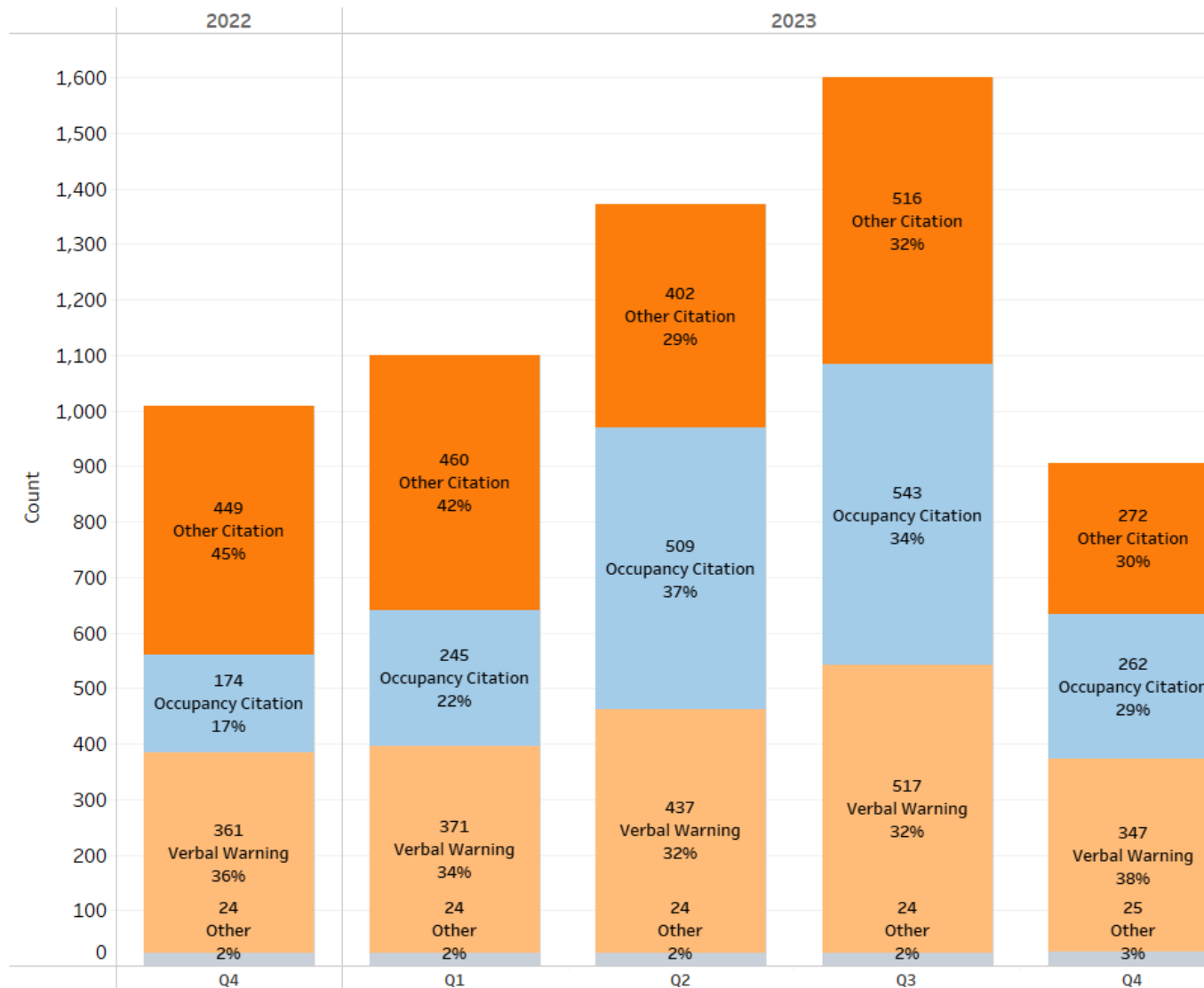
The northbound average toll paid peaked at \$7.30 around 3 p.m., \$0.60 more than a year ago.

The southbound average toll paid peaked at \$11.20 at 7 a.m., \$0.8 more than a year ago.





# I-680 Express Lanes CHP Enforcement



CHP provided 763 enforcement hours in the quarter, filling 61% of requested hours and resulting in 914 enforcement contacts. CHP's performance was affected by general staffing shortages, the holidays, and the need to provide security for the Asian Pacific Economic Cooperation (APEC) Summit.

29% of Q4 2024 contacts were related to carpool occupancy violations.

The average cost to BAIFA per enforcement contact was \$1170.

# I-880 Express Lanes

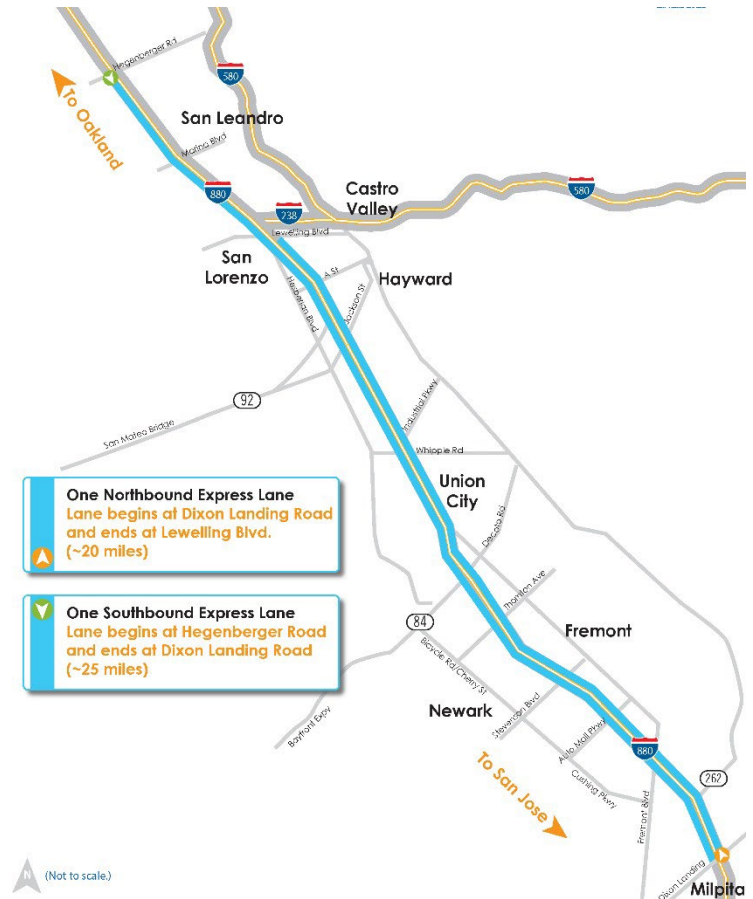


Bay Area Infrastructure Financing Authority Network and Operations Committee  
April 12, 2024

# I-880 Express Lanes Policies

- Tolling Hours are 5 a.m. to 8 p.m. Monday – Friday.
- All drivers must have a FasTrak® account to avoid penalties.
  - Solo drivers can carry a standard FasTrak tag\* or a FasTrak Flex® tag set to 1 or pay tolls via license plate.
  - Carpools (3+) travel toll-free with FasTrak Flex toll tags set to 3+.
  - Carpools (2) pay half-price tolls with FasTrak Flex toll tags set to 2.
  - Motorcycles travel toll-free with FasTrak Flex toll tags set to 3+.
  - Solo-drivers in eligible clean-air vehicles (CAV) pay half-price tolls with FasTrak CAV toll tags set to 1.

\*Standard FasTrak tags do not have a switch and were issued prior to January 2020.



# I-880 Express Lanes – Q4 2023 Performance Highlights

- 3.9 million express lane trips were made in Q4 2023. The Average Daily Trip count (ADT) of 63,500 was down 7% from the prior quarter (Q3 2023) and up 2% from a year ago (Q4 2022).
- The share of toll-free HOV 3+ trips was 44%, up 4% from Q3 2023 and up 5% from Q4 2022. The share of half-price HOV 2 trips was 7%, the same as last quarter (Q3 2023) and last year (Q4 2022).
- 14% of express lane trips were violations - trips made without a FasTrak account. The share is same as the prior quarter and a year ago.
- Quarterly toll revenue was down 7% from the last quarter. Tolloed trips were down 8% and average toll paid was up 2% compared to the previous quarter. Quarterly toll revenue was up 11% from a year ago (Q4 2022). Tolloed trips were up 2% and the average toll assessed increased 8% compared to a year ago.

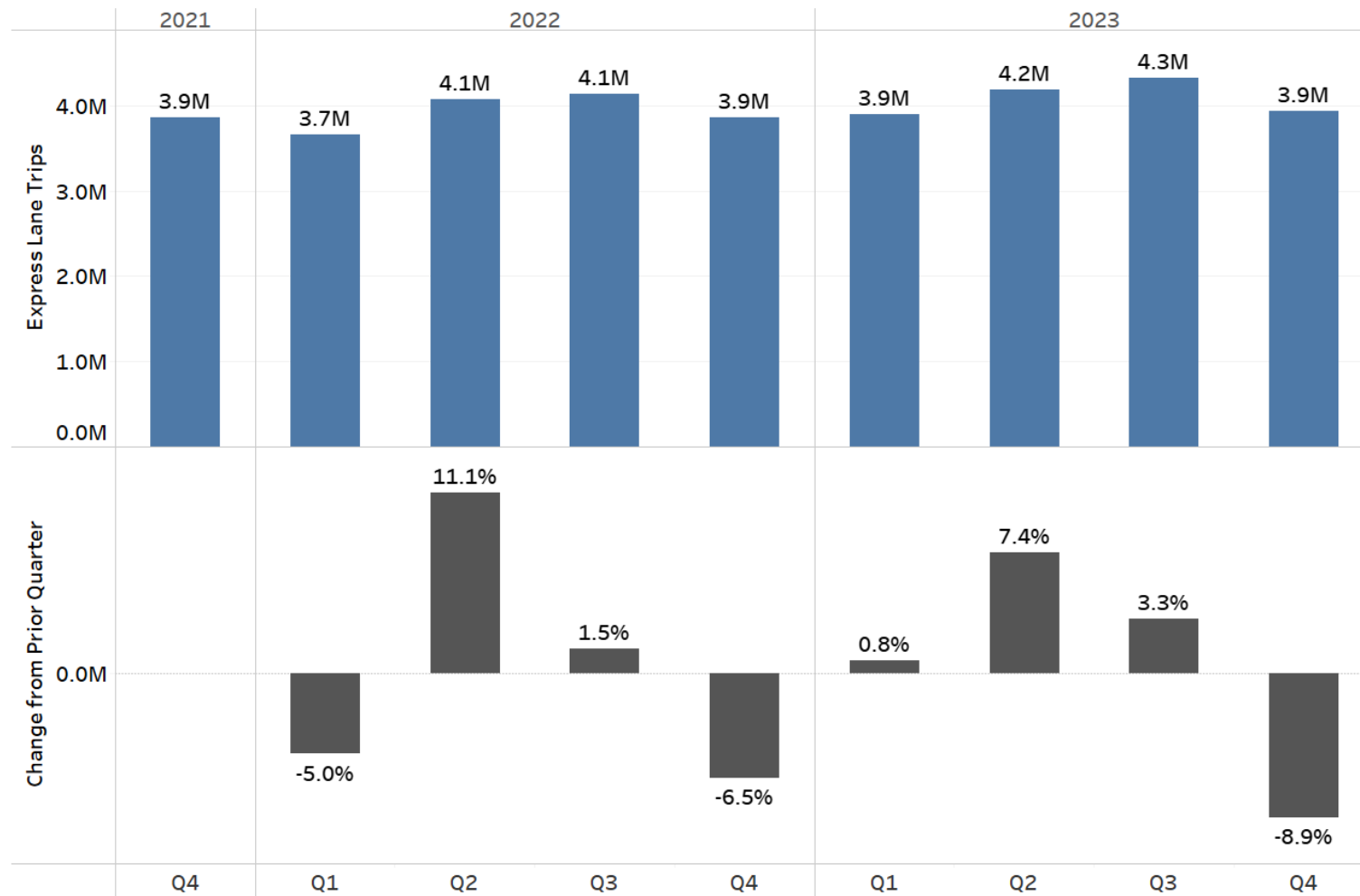
The goal of express lanes is to maximize lane use while keeping traffic moving to encourage carpooling and transit ridership.

# I-880 Express Lanes – Q4 2023 Performance Highlights, continued

- Corridor-length northbound travel was slowest between 5 p.m. and 6 p.m. when express lane speed averaged 49 mph (16 mph faster than the general purpose lanes). The northbound average toll paid peaked at \$13.60 between 4 p.m. and 5 p.m. Corridor-length southbound travel was slowest between 8 a.m. and 9 a.m. when express lane speed averaged 57 mph (12 mph faster than the general purpose lanes) and the toll paid peaked at \$11.20 around 7 a.m.
- CHP spent 1,720 hours patrolling the I-880 express lanes, resulting in almost 1,250 enforcement contacts. Of those, 20% resulted in citations for crossing double white lines and 34% in citations related to carpool occupancy.

# I-880 Express Lane Trips

3.9 million express lane trips were made in Q4 2023. Trips were down 9% from the prior quarter (Q3 2023) and up 2% from a year ago (Q4 2022).

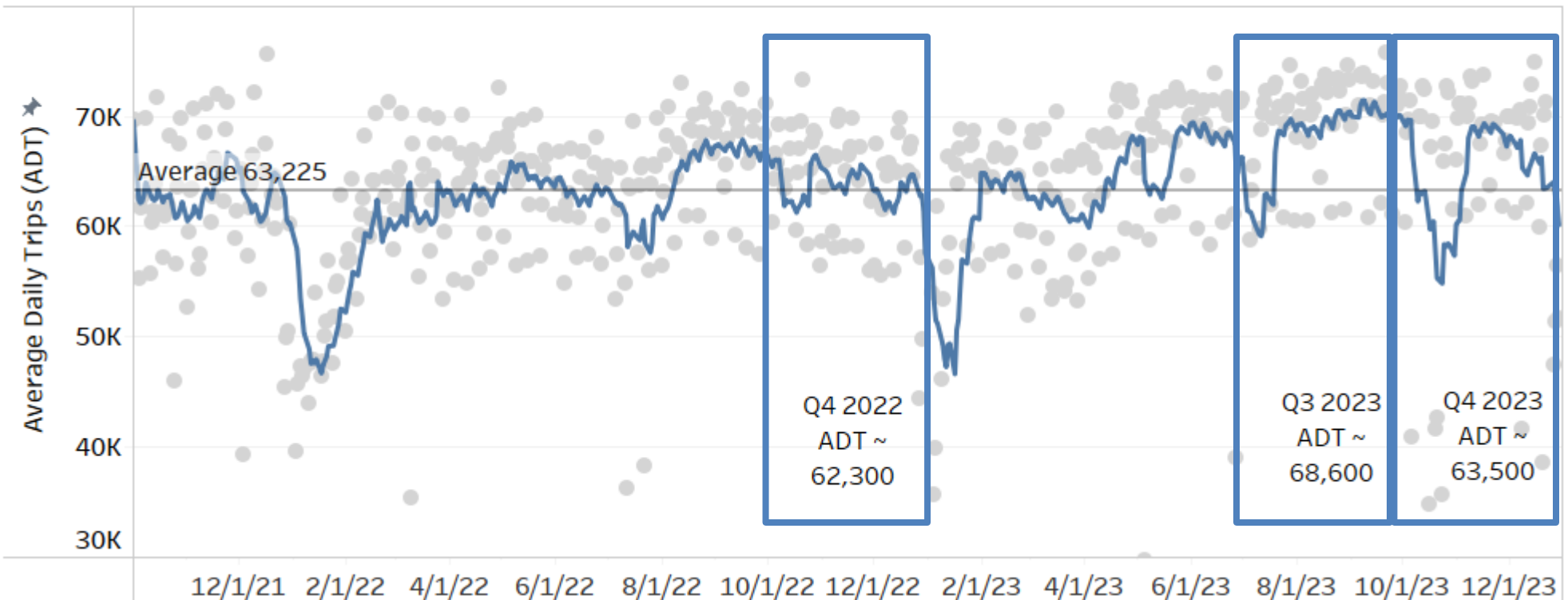




# I-880 Express Lane Average Daily Express Lane Trips

The Average Daily Trip (ADT) count from October 1, 2021 through December 31, 2023 was 63,225. Q4 2023 ADT was about 63,500, a 7% decrease from the prior quarter and an 2% increase from a year ago (Q4 2022).

Average Daily Trips (ADT) (grey dots) with 10-day Moving Average (blue line) (Northbound & Southbound)



# I-880 Express Lane Trip Type

## Share of Trips:

### Toll-free trips (HOV 3+) = 44%

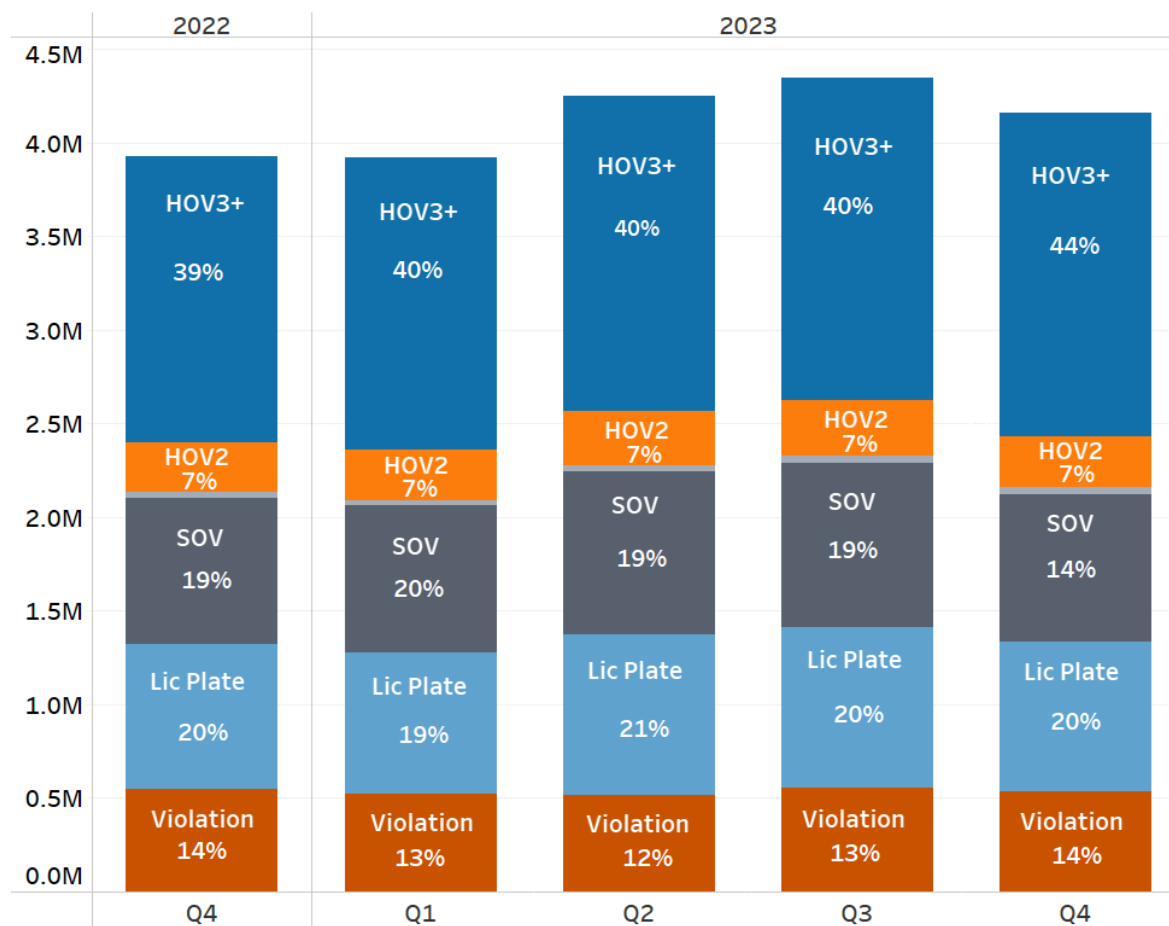
- Up 4% from Q3 2023 and up 5% from Q4 2022

### Tolled trips (full toll + half-toll) = 41%

- 34% full toll (SOV toll tag + license plate match)
- Full toll share down 5% from last quarter and 5% down from last year
- 8% half toll (HOV 2 + CAV (Clean Air Vehicle))
- Half toll share same as a year ago and last quarter

### Violation trips = 14%

- No toll account
- Same share as a year ago and up 1% from last quarter

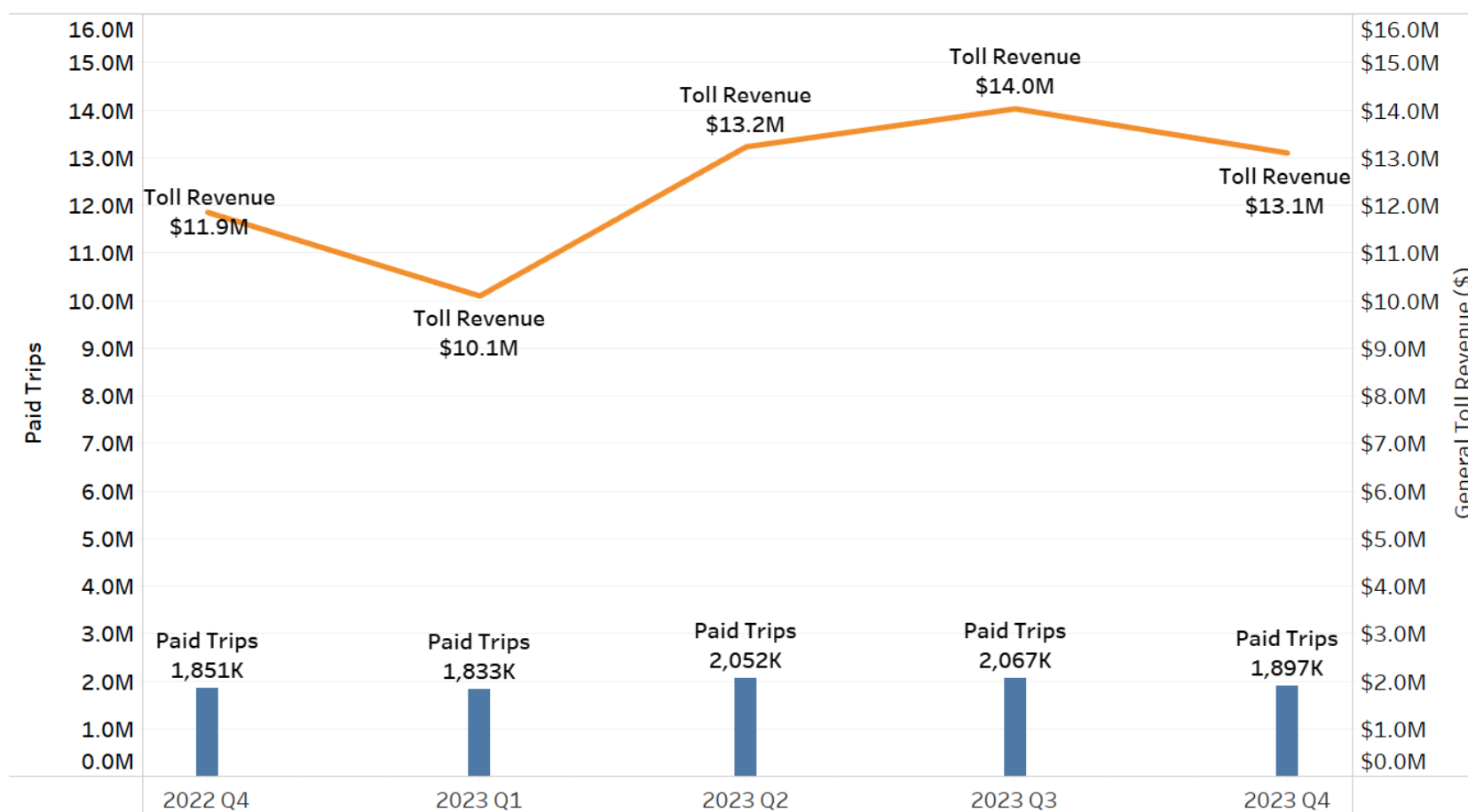


In each quarter, 1% of trips were made with Clean Air Vehicle Tags set to "1", represented by the thin grey segments in the above bar chart.



# I-880 Express Lane General Toll Revenue and Tolled Trips

Q4 2023 Change	Toll Revenue	Tolled Trips	Average Toll Paid
from Prior Quarter (Q3 2023)	Down 7%	Down 8%	Up 2%
Year over Year (Q4 2022)	Up 11%	Up 2%	Up 8%



# I-880 Express Lane Northbound Peak Traffic and Corridor-Length Speed

## Peak Traffic

Time	3 p.m. - 6 p.m.
Location	Around Tennyson Rd.
Express Lane Speed	52 mph
GP Lane Speed	35 mph
Speed Differential	17 mph
Express Lane Volume	1,158 vehicles
GP Lane Volume	1,194 vehicles

## Corridor Length Slowest Travel

Time	5 p.m. - 6 p.m.
Express Lane Speed	49 mph
GP Lane Speed	33 mph
Speed Differential	16 mph

# I-880 Express Lane Southbound: Peak Traffic and Corridor-Length Speed

## Peak Traffic

Time	7 a.m. – 9 a.m.
Location	Approaching Alvarado-Niles Rd.
Express Lane Speed	57 mph
GP Lane Speed	45 mph
Speed Differential	12 mph
Express Lane Volume	965 vehicles
GP Lane Volume	1,141 vehicles

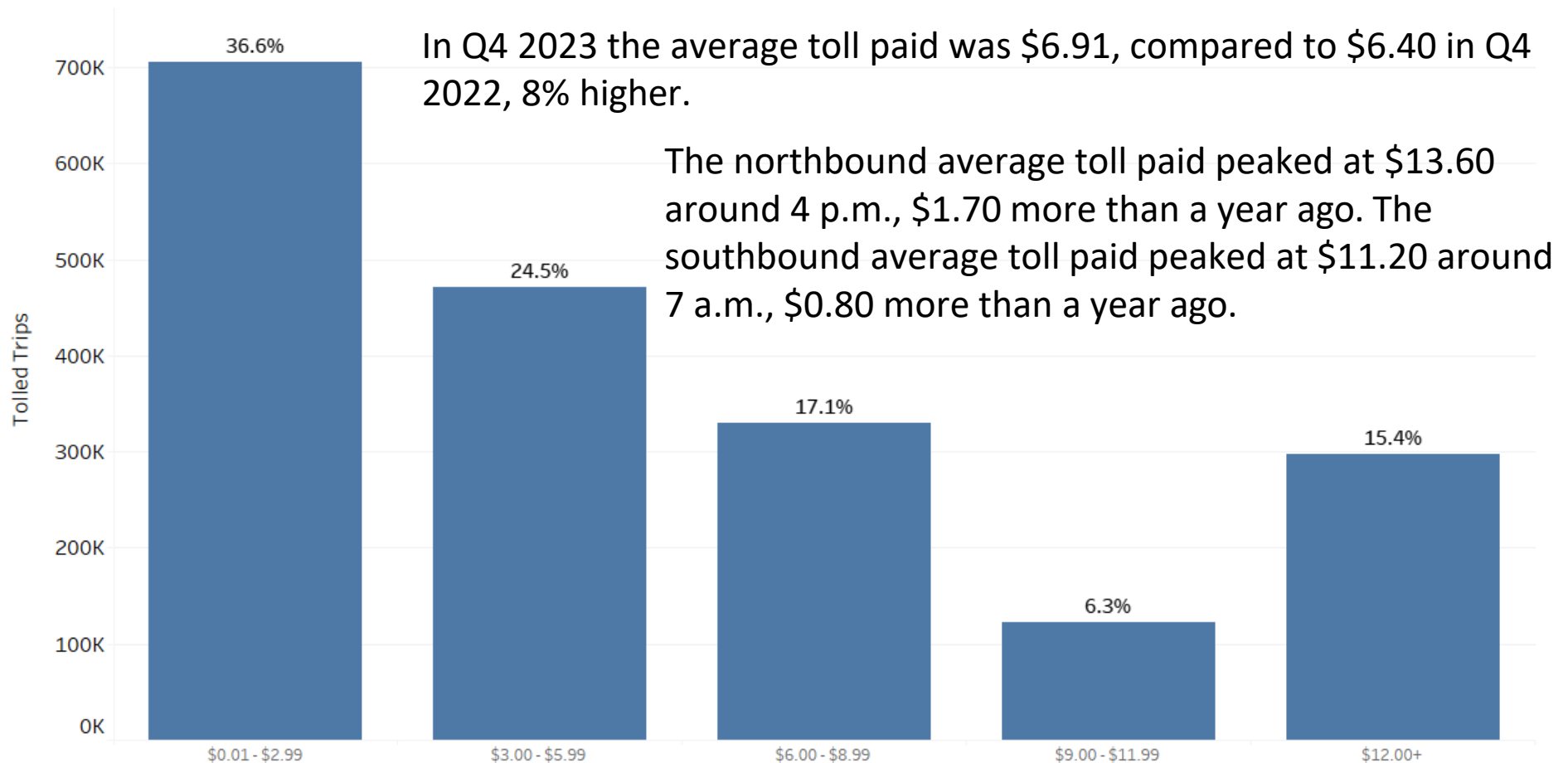
## Corridor Length Slowest Travel

Time	8 a.m. – 9 a.m.
Express Lane Speed	57 mph
GP Lane Speed	45 mph
Speed Differential	12 mph

# I-880 Express Lane Tolls

Drivers made 1,896,870 tolled express lane trips in the quarter, up 2% from a year ago (Q4 2022). Around 37% of these trips incurred a toll less than \$3 and 15% were for tolls \$12 or higher.

The share of trips tolled less than \$3 decreased from a year ago (37% compared to 40%) and the share tolled trips \$12 or higher increased from 13% to 15.4%.



# I-880 Express Lanes CHP Enforcement

CHP provided 1,836 enforcement hours in the quarter, filling 73% of requested hours and resulting in 1,768 enforcement contacts.

CHP's performance was affected by general staffing shortages, the holidays, and the need to provide security for the Asian Pacific Economic Cooperation (APEC) Summit. In addition, per MTC request, some CHP officers are now stationed at observation areas in the freeway median as a deterrent to drivers incorrectly setting their toll tags when using the express lanes; this results in fewer enforcement contacts.



The average cost to BAIFA per enforcement contact was \$142. 34% of Q4 2023 enforcement contacts were related to carpool occupancy violations.

# Appendix A: Select Chart Data – I-680 Express Lanes

## Quarterly Express Lane Trips and Quarter-to-Quarter Percentage Change

Quarter	Year	Express Lane Trips	% Change
Q4	2021	2,159,690	14%
Q1	2022	2,055,790	-5%
Q2	2022	2,184,416	6%
Q3	2022	2,242,421	3%
Q4	2022	2,106,882	-6%
Q1	2023	2,164,166	3%
Q2	2023	2,331,921	8%
Q3	2023	2,381,431	2%
Q4	2023	2,339,130	-2%

## Express Lane Trips - Payment Type Share

	2022	2023	2023	2023	2023
	Q4	Q1	Q2	Q3	Q4
Blank					
Blank	Q4	Q1	Q2	Q3	Q4
HOV3+	23%	24%	25%	25%	26%
HOV2	16%	16%	16%	16%	16%
CAV	0%	1%	1%	1%	1%
SOV-Tag	20%	20%	21%	19%	20%
LP Read	28%	28%	26%	27%	26%
Violations	13%	11%	11%	12%	11%

# Appendix A, continued

## Toll Revenue and Tolled Trips

Year & Quarter	Revenue	Tolled Trips
2022 Q4	\$3,116,641	1,017,704
2023 Q1	\$2,898,120	1,055,664
2023 Q2	\$3,602,136	1,106,169
2023 Q3	\$3,617,308	1,121,047
2023 Q4	\$3,753,215	1,077,534

## Toll Distribution

Toll	\$0.01 - \$2.99	\$3.00 - \$5.99	\$6.00 - \$8.99	\$9.00 +
% Tolled Trips	68.1%	11.3%	9.4%	11.2%

# Appendix A, continued, 2

## CHP Enforcement

Year	Quarter	Enforcement Type	Quarterly Share	Count
2022	Q4	Other Citation	45%	449
2022	Q4	Occupancy Citation	17%	174
2022	Q4	Verbal Warning	36%	361
2022	Q4	Other	2%	24
2023	Q1	Other Citation	42%	460
2023	Q1	Occupancy Citation	22%	245
2023	Q1	Verbal Warning	34%	371
2023	Q1	Other	2%	24
2023	Q2	Other Citation	29%	402
2023	Q2	Occupancy Citation	37%	509
2023	Q2	Verbal Warning	32%	437
2023	Q2	Other	2%	24
2023	Q3	Other Citation	32%	516
2023	Q3	Occupancy Citation	34%	543
2023	Q3	Verbal Warning	32%	517
2023	Q3	Other	2%	24
2023	Q4	Other Citation	30%	272
2023	Q4	Occupancy Citation	29%	262
2023	Q4	Verbal Warning	38%	347
2023	Q4	Other	3%	25



# Appendix B: Select Chart Data – I-880 Express Lanes

## Quarterly Express Lane Trips and Percentage Change

Quarter	Year	Express Lane Trips	% Change
Q4	2021	3,854,570	2%
Q1	2022	3,662,880	-5%
Q2	2022	4,069,538	11%
Q3	2022	4,130,247	1%
Q4	2022	3,863,600	-6%
Q1	2023	3,892,636	0.75%
Q2	2023	4,181,145	7%
Q3	2023	4,320,592	3%
Q4	2023	3,936,751	-8.9

## Express Lane Trips - Payment Type Share

	2022	2023	2023	2023	2023
Blank	Q4	Q1	Q2	Q3	Q4
Blank	Q4	Q1	Q2	Q3	Q4
HOV3+	39%	40%	40%	40%	44%
HOV2	7%	7%	7%	7%	7%
CAV	1%	1%	1%	1%	1%
SOV-Tag	19%	20%	19%	19%	14%
LP Read	20%	19%	21%	20%	20%
Violations	14%	13%	12%	13%	14%

## Appendix B, continued

### Toll Revenue and Tolled Trips

Year & Quarter	Revenue	Tolled Trips
2022 Q4	\$11,853,849	1,851,015
2023 Q1	\$10,096,118	1,832,961
2023 Q2	\$13,231,062	2,052,109
2023 Q3	\$14,030,802	2,067,341
2023 Q4	\$13,100,757	1,896,870

### Toll Distribution

Toll	\$0.01 - \$2.99	\$3.00 - \$5.99	\$6.00 - \$8.99	\$9.00 - \$11.99	\$12.00+
% Tolled Trips	36.6%	24.5%	17.1%	6.3%	15.4%

# Appendix B, continued, 2

## CHP Enforcement

Year	Quarter	Enforcement Type	Quarterly Share	Count
2022	Q3	Double Lines Citation	27%	831
2022	Q3	Occupancy Citation	30%	920
2022	Q3	Other	1%	20
2022	Q3	Other Citation	26%	791
2022	Q3	Verbal Warning	16%	475
2022	Q4	Double Lines Citation	26%	899
2022	Q4	Occupancy Citation	26%	902
2022	Q4	Other	1%	20
2022	Q4	Other Citation	30%	1,052
2022	Q4	Verbal Warning	17%	602
2023	Q1	Double Lines Citation	27%	1,009
2023	Q1	Occupancy Citation	31%	1,190
2023	Q1	Other	1%	25
2023	Q1	Other Citation	25%	960
2023	Q1	Verbal Warning	16%	597

## Appendix B, continued, 3

### CHP Enforcement, continued

2023	Q2	Double Lines Citation	24%	749
2023	Q2	Occupancy Citation	36%	1,133
2023	Q2	Other	0.4%	13
2023	Q2	Other Citation	20%	634
2023	Q2	Verbal Warning	19%	609
2023	Q3	Double Lines Citation	17%	538
2023	Q3	Occupancy Citation	35%	1,106
2023	Q3	Other	0.3%	10
2023	Q3	Other Citation	21%	674
2023	Q3	Verbal Warning	27%	844
2023	Q4	Double Lines Citation	20%	219
2023	Q4	Occupancy Citation	34%	598
2023	Q4	Other	3%	45
2023	Q4	Other Citation	16%	397
2023	Q4	Verbal Warning	26%	508

For more information, visit [expresslanes.511.org](https://expresslanes.511.org) or [MTC's express lanes page](#).

