



Bay Area Metro Center
375 Beale Street
San Francisco, CA 94105

Meeting Agenda

Bay Area Toll Authority Oversight Committee

Federal Glover, Chair Margaret Abe-Koga, Vice Chair

Wednesday, April 10, 2024

9:35 AM

Board Room - 1st Floor

Meeting attendees may opt to attend in person for public comment and observation at 375 Beale Street, Board Room (1st Floor). In-person attendees must adhere to posted public health protocols while in the building. The meeting webcast will be available at <https://mtc.ca.gov/whats-happening/meetings/live-webcasts>. Members of the public are encouraged to participate remotely via Zoom at the following link or phone number.

Members of the public participating by Zoom wishing to speak should use the “raise hand” feature or dial *9. When called upon, unmute yourself or dial *6. In order to get the full Zoom experience, please make sure your application is up to date.

Attendee Link: <https://bayareametro.zoom.us/j/83204819589>

iPhone One-Tap: US:

+14086380968,,83204819589# US (San Jose)

+16694449171,,83204819589# US

Join by Telephone (for higher quality, dial a number based on your current location) US:

888 788 0099 (Toll Free) or 877 853 5247 (Toll Free)

Webinar ID: 832 0481 9589

International numbers available: <https://bayareametro.zoom.us/j/kkjcVQ5bC>

Detailed instructions on participating via Zoom are available at:

<https://bayareametro.zoom.us/j/kdR1hznEgA>

<https://mtc.ca.gov/how-provide-public-comment-board-meeting-zoom>

Members of the public may participate by phone or Zoom or may submit comments by email at info@bayareametro.gov by 5:00 p.m. the day before the scheduled meeting date. Please include the committee or board meeting name and agenda item number in the subject line. Due to the current circumstances, there may be limited opportunity to address comments during the meeting. All comments received will be submitted into the record.

Clerk: Carsie Bonner

Roster

**Federal Glover (Chair), Margaret Abe-Koga (Vice Chair),
Cindy Chavez, Victoria Fleming, Nate Miley, Gina Papan,
Hillary Ronen, Sheng Thao**

Non-Voting Members: Dina El-Tawansy, Libby Schaaf

1. Call to Order / Roll Call / Confirm Quorum

A quorum of the Commission/Committee/Authority shall be a majority of its voting members (5).

2. Pledge of Allegiance

3. Compensation Announcement (Committee Clerk)

4. Consent Calendar

- 4a.** [24-0378](#) Approval of BATA Oversight Committee Minutes of the March 13, 2024, Meeting.

Action: Committee Approval

Attachments: [4a 24-0378 3-13-2024 BATA O Draft Meeting Minutes.pdf](#)

- 4b.** [24-0377](#) Amendment to Cooperative Agreement - Regional Tolling Infrastructure Maintenance Services: BAIFA, MTC, MTC SAFE.

Action: Committee Approval

Presenter: James Go

Attachments: [4b 24-0377 Cooperative Agmt Amendmet BAIFA MTC Regional Tolling S](#)

- 4c.** [24-0355](#) Contract Amendment - Dumbarton Forward Operational Improvements Project On-Call Design Services: HDR Engineering, Inc. (\$600,000).

Action: Committee Approval

Presenter: Ingrid Supit

Attachments: [4c 24-0355 Contract Amendment Dumbarton Forward HDR.pdf](#)

- 4d.** [24-0430](#) Fiscal Year (FY) 2023-24 Bay Area Toll Authority (BATA) Statement of Revenues and Expenses for the Period Ended February 29, 2024 (Unaudited).

Action: Information

Presenter: Derek Hansel

Attachments: [4d 24-0430 FY23-24 Revenues Expenses February 2024.pdf](#)
[4d 24 0430 Attachment A BATA MFR February 2024.pdf](#)

- 4e. [24-0373](#) Bay Area Toll Authority (BATA) Resolution No. 169, Revised. FY 2023-24 Operating and Capital Budgets Amendment No. 2.

Action: Authority Approval

Presenter: Alita Reinecker

Attachments: [4e 24-0373 FY24 BATA Resolution No 0169 Revised Amendment 2.pdf](#)
[4e 24-0373 BATA Resolution No 0169 Revised Amendment 2.pdf](#)
[4e 24-0373 Attachments A-G BATA Resolution No 169 Revised Amendment](#)

5. Approval

- 5a. [24-0368](#) Funding Agreement - Cutting Boulevard Transit Priority Project: AC Transit (\$3,000,000).

Request for Committee approval to enter into a funding agreement with AC Transit in an amount not to exceed \$3,000,000 to procure and manage consultants and contractors to plan, environmentally clear, design, and construct the Cutting Boulevard Transit Priority Project, subject to the approval of BATA FY 2023-24 Operating and Capital Budgets Amendment No. 2.

Action: Committee Approval

Presenter: Michelle Go, MTC; and Sean DiestLorgion and Wil Buller, AC Transit

Attachments: [5a 24-0368 Funding Agreement Cutting Blvd.pdf](#)
[5a 24-0368 CuttingBlvdTransitPriority.pdf](#)

6. Public Comment / Other Business

*Commissioners and members of the public participating by Zoom wishing to speak should use the "raise hand" feature or dial *9. When called upon, unmute yourself or dial *6.*

7. Adjournment / Next Meeting

The next meeting of the BATA Oversight Committee will be held on May 8, 2024 at 9:35 a.m. at the Bay Area Metro Center, 375 Beale Street, San Francisco, CA.

Public Comment: The public is encouraged to comment on agenda items at Committee meetings by completing a request-to-speak card (available from staff) and passing it to the Committee secretary. Public comment may be limited by any of the procedures set forth in Section 3.09 of MTC's Procedures Manual (Resolution No. 1058, Revised) if, in the chair's judgment, it is necessary to maintain the orderly flow of business.

Meeting Conduct: If this meeting is willfully interrupted or disrupted by one or more persons rendering orderly conduct of the meeting unfeasible, the Chair may order the removal of individuals who are willfully disrupting the meeting. Such individuals may be arrested. If order cannot be restored by such removal, the members of the Committee may direct that the meeting room be cleared (except for representatives of the press or other news media not participating in the disturbance), and the session may continue.

Record of Meeting: Committee meetings are recorded. Copies of recordings are available at a nominal charge, or recordings may be listened to at MTC offices by appointment. Audiocasts are maintained on MTC's Web site (mtc.ca.gov) for public review for at least one year.

Accessibility and Title VI: MTC provides services/accommodations upon request to persons with disabilities and individuals who are limited-English proficient who wish to address Commission matters. For accommodations or translations assistance, please call 415.778.6757 or 415.778.6769 for TDD/TTY. We require three working days' notice to accommodate your request.

可及性和法令第六章: MTC 根據要求向希望來委員會討論有關事宜的殘疾人士及英語有限者提供服務/方便。需要便利設施或翻譯協助者，請致電 415.778.6757 或 415.778.6769 TDD / TTY。我們要求您在三個工作日前告知，以滿足您的要求。

Acceso y el Título VI: La MTC puede proveer asistencia/facilitar la comunicación a las personas discapacitadas y los individuos con conocimiento limitado del inglés quienes quieran dirigirse a la Comisión. Para solicitar asistencia, por favor llame al número 415.778.6757 o al 415.778.6769 para TDD/TTY. Requerimos que solicite asistencia con tres días hábiles de anticipación para poderle proveer asistencia.

Attachments are sent to Committee members, key staff and others as appropriate. Copies will be available at the meeting.

All items on the agenda are subject to action and/or change by the Committee. Actions recommended by staff are subject to change by the Committee.

MTC's Chair and Vice-Chair are ex-officio voting members of all standing Committees.



Metropolitan Transportation Commission

375 Beale Street, Suite 800
San Francisco, CA 94105

Legislation Details (With Text)

File #: 24-0378 **Version:** 1 **Name:**
Type: Minutes **Status:** Consent
File created: 3/4/2024 **In control:** Bay Area Toll Authority Oversight Committee
On agenda: 4/10/2024 **Final action:**
Title: Approval of BATA Oversight Committee Minutes of the March 13, 2024, Meeting.
Sponsors:
Indexes:
Code sections:
Attachments: [4a 24-0378 3-13-2024 BATA O Draft Meeting Minutes.pdf](#)

Date	Ver.	Action By	Action	Result
------	------	-----------	--------	--------

Subject:
Approval of BATA Oversight Committee Minutes of the March 13, 2024, Meeting.

Recommended Action:
Committee Approval

Attachments: List any attachments.



Metropolitan Transportation Commission

Meeting Minutes

Bay Area Metro Center
375 Beale Street
San Francisco, CA 94105

Bay Area Toll Authority Oversight Committee

Federal Glover, Chair Margaret Abe-Koga, Vice Chair

Wednesday, March 13, 2024

9:35 AM

Board Room - 1st Floor

Roster

Federal Glover (Chair), Margaret Abe-Koga (Vice Chair),
Cindy Chavez, Victoria Fleming, Nate Miley, Gina Papan,
Hillary Ronen, Sheng Thao

Non-Voting Members: Dina El-Tawansy, Libby Schaaf

Chair Glover called the meeting to order at 9:40 a.m.

Commissioner Ronen invoked AB 2449 (just cause) due to physical disability and was counted as present for the meeting.

1. Call to Order / Roll Call / Confirm Quorum

Present: 7 - Vice Chair Abe-Koga, Commissioner Chavez, Chair Glover, Commissioner Miley, Commissioner Papan, Commissioner Ronen, and Commissioner Thao

Absent: 1 - Commissioner Fleming

Non-voting members present: Commissioner El-Tawansy and Commissioner Schaaf

Ad-Hoc Non-voting members present: Commissioner Giacopini

2. Pledge of Allegiance

3. Compensation Announcement (Committee Clerk)

4. Consent Calendar

Sean Camden and Aleta Dupree were called to speak.

Upon the motion by Commissioner Papan and seconded by Vice Chair Abe-Koga, the Consent Calendar was unanimously approved by the following vote:

Aye: 7 - Vice Chair Abe-Koga, Commissioner Chavez, Chair Glover, Commissioner Miley, Commissioner Papan, Commissioner Ronen and Commissioner Thao

Absent: 1 - Commissioner Fleming

- 4a. [24-0218](#) Approval of BATA Oversight Committee Minutes of the February 14, 2024 Meeting.

Action: Committee Approval

- 4b. [24-0126](#) Contract Change Order- FasTrak® Regional Customer Service Center Processing of Violation Backlog: Conduent State and Local Solutions, Inc. (\$255,000).
Action: Committee Approval
Presenter: Eric Davis
- 4c. [24-0212](#) Contract Amendment - Silicon Transportation Consultants, Inc. for On-Call Tolling Support (\$250,000)
Action: Committee Approval
Presenter: Jeff Gerbracht
- 4d. [24-0257](#) Contracts - On- Call Asset Management Services: HDR Engineering, Inc for Southern Toll Bridges Asset Management Support: (\$1,600,000).
Action: Committee Approval
Presenter: Rosalynn Chongchaikit
- 4e. [24-0273](#) Fiscal Year (FY) 2023-24 Bay Area Toll Authority (BATA) Statement of Revenues and Expenses for the Period Ended January 31, 2024 (Unaudited).
Action: Information
Presenter: Derek Hansel

5. Approval

5a. [24-0256](#)

Contract Amendment - Richmond-San Rafael Forward:

- i. Open Road Tolling and Interstate 580 Westbound High Occupancy Vehicle Lane Project; and
 - ii. Richmond-San Rafael Bridge Westbound Upper Deck Design Alternative Assessment
- Kimley-Horn and Associates, Inc. (\$2,500,000)

Request for approval of a contract amendment with Kimley-Horn and Associates, Inc. (Kimley-Horn) to add \$2,500,000 for the following activities as part of Richmond-San Rafael (RSR) Forward:

- (i) Complete the final design phase for the Open Road Tolling (ORT) and Interstate 580 (I-580) High Occupancy Vehicle (HOV) Lane Project; and
- (ii) Perform the RSR Bridge Westbound Upper Deck Design Alternative Assessment (DAA).

Action: Committee Approval

Presenter: Ingrid Supit

Written correspondence was received from: Chris Tufts, David Epstein, Denise Rosales, Ella Morgulis, Anna and David Froker, James Kinney, James Lent, Madeleine Levac, Marc Vendetti, Warren Wells (MCBC), Margie Baer (Marin Cyclists), Molly Rose-Williams, Philip Mooney, Sean Camden, Eric Weaver (Sonoma County Bicycle Coalition), Susan Nawbary, Tiff Chang and Tom Lent.

Aleta Dupree, Warren Wells (MCBC) and John Grubb were called to speak.

Upon the motion by Commissioner Chavez and seconded by Commissioner Ronen, the Committee unanimously approved the Contract Amendment. The motion carried by the following vote:

Aye: 7 - Vice Chair Abe-Koga, Commissioner Chavez, Chair Glover, Commissioner Miley, Commissioner Papan, Commissioner Ronen and Commissioner Thao

Absent: 1 - Commissioner Fleming

6. Public Comment / Other Business

Bentham Paulos and Aleta Dupree were called to speak.

7. Adjournment / Next Meeting

The next meeting of the BATA Oversight Committee will be held on April 10, 2024 at 9:35 a.m. at the Bay Area Metro Center, 375 Beale Street, San Francisco, CA.

Chair Glover adjourned the meeting at 10:11 a.m.



Metropolitan Transportation Commission

375 Beale Street, Suite 800
San Francisco, CA 94105

Legislation Details (With Text)

File #: 24-0377 **Version:** 1 **Name:**
Type: Contract **Status:** Consent
File created: 3/4/2024 **In control:** Bay Area Toll Authority Oversight Committee
On agenda: 4/10/2024 **Final action:**
Title: Amendment to Cooperative Agreement - Regional Tolling Infrastructure Maintenance Services: BAIFA, MTC, MTC SAFE.

Sponsors:

Indexes:

Code sections:

Attachments: [4b 24-0377 Cooperative Agmt Amendmet BAIFA MTC Regional Tolling Svcs.pdf](#)

Date	Ver.	Action By	Action	Result
------	------	-----------	--------	--------

Subject:

Amendment to Cooperative Agreement - Regional Tolling Infrastructure Maintenance Services:
BAIFA, MTC, MTC SAFE.

Presenter:

James Go

Recommended Action:

Committee Approval

Attachments: List any attachments.

Bay Area Toll Authority

Oversight Committee

April 10, 2024

Agenda Item 4b-24-0377

Amendment to Cooperative Agreement – Regional Tolling Infrastructure Maintenance Services: BAIFA, MTC, MTC SAFE

Subject:

Recommendation to approve an amendment to the cooperative agreement with the Bay Area Infrastructure Financing Authority (BAIFA), Metropolitan Transportation Commission (MTC), and MTC Service Authority for Freeways and Expressways (MTC SAFE), to allow BATA to directly charge to the appropriate BAIFA, MTC or MTC SAFE budgets for work related on assets owned and/or operated by them, through BATA's Regional Tolling Infrastructure Maintenance Services contract.

Background:

On June 14, 2023, this Committee authorized a 3-year contract with Yunex LLC to provide comprehensive maintenance services for toll equipment that supports the seven state-owned toll bridge facilities. BATA's contract with Yunex (the Contract) also provides routine and as-needed comprehensive maintenance services for express lanes civil infrastructure and field elements of the backhaul communications network along multiple corridors. Furthermore, the contract includes the option to maintain other transportation-related field equipment that is owned, operated and/or maintained by MTC and MTC SAFE, on an as-needed basis.

On June 14, 2023, this Committee approved a Cooperative Agreement with BAIFA, MTC, and MTC SAFE to (1) delegate authority to BATA for managing the maintenance services of transportation-related field equipment owned, operated and/or maintained by each agency through the Contract; and (2) document the roles, responsibilities, and expectations of each agency for the Contract and reimbursement for maintenance, other work, and related expenses pertaining to their respective assets. The Contract award and future Contract amendments will be brought only to the BATA Oversight Committee for action. However, BAIFA budget and budget amendments for maintenance of express lanes will still be brought to the BAIFA Network and Operations Committee for action. Similarly, MTC and MTC SAFE budget and budget

amendments for maintenance of their equipment will be brought to the MTC Regional Network Management Committee for action.

Cooperative Agreement Amendment:

The amendment proposes to modify the language regarding budget and funds, to also allow BATA to directly charge the Yunex LLC invoices to the appropriate BAIFA, MTC, or MTC SAFE budgets for work related to their assets. This will help reduce the administrative burden on the agency's budget/finance and project management staff.

Issues:


None identified.

Recommendations:

Staff recommends that the Committee authorize the Executive Director or designee to enter into an amendment to the Cooperative Agreement with BAIFA, MTC, and MTC SAFE, to delegate authority to BATA for managing the maintenance services of their respective owned, operated, and/or maintained equipment through the Contract.

Attachments:

- Request for Committee Approval – Summary of Cooperative Agreement Amendment



Andrew B. Fremier

Request for Committee Approval

Summary of Proposed Cooperative Agreement

Work Item No.:	1251, 6861, 6863, 6864, 6031
Agency:	BAIFA, MTC, MTC SAFE
Work Project Title:	Regional Tolling Infrastructure Maintenance Services
Purpose of Project:	Agreement for BATA to manage the maintenance Contract for equipment owned, operated and/or maintained by BAIFA, MTC, and MTC SAFE.
Brief Scope of Work:	BATA to manage, through its Regional Tolling Infrastructure Maintenance Services contract, routine and as-needed comprehensive maintenance services and other related services for equipment owned, operated and/or maintained by BAIFA, MTC, and MTC SAFE.
Project Cost Not to Exceed:	\$16,500,000.00 as originally approved, unchanged by this amendment.
Funding Source:	BATA Toll Bridge Rehabilitation Program, BAIFA Express Lanes Operating, and MTC and MTC SAFE budgets
Fiscal Impact:	No impact.
Motion by Committee:	That the Executive Director or designee is authorized to enter into an amendment to the Cooperative Agreement with BAIFA, MTC, and MTC SAFE to allow BATA to directly charge the Contractor's invoices to the appropriate BAIFA, MTC, or MTC SAFE budget for work related to their assets.
Bay Area Toll Authority:	
	<hr/> Federal D. Glover, Chair
Approved:	April 10, 2024



Metropolitan Transportation Commission

375 Beale Street, Suite 800
San Francisco, CA 94105

Legislation Details (With Text)

File #: 24-0355 **Version:** 1 **Name:**
Type: Contract **Status:** Consent
File created: 2/28/2024 **In control:** Bay Area Toll Authority Oversight Committee
On agenda: 4/10/2024 **Final action:**
Title: Contract Amendment - Dumbarton Forward Operational Improvements Project On-Call Design Services: HDR Engineering, Inc. (\$600,000).
Sponsors:
Indexes:
Code sections:
Attachments: [4c 24-0355 Contract Amendment Dumbarton Forward HDR.pdf](#)

Date	Ver.	Action By	Action	Result
------	------	-----------	--------	--------

Subject:
Contract Amendment - Dumbarton Forward Operational Improvements Project On-Call Design Services: HDR Engineering, Inc. (\$600,000).

Presenter:
Ingrid Supit

Recommended Action:
Committee Approval

Attachments: List any attachments.

Bay Area Toll Authority
Oversight Committee

April 10, 2024

Agenda Item 4c-24-0355

**Contract Amendment – Dumbarton Forward Operational Improvements Project On-Call
Design Services: HDR Engineering, Inc. (\$600,000)**

Subject:

Request for approval of a contract amendment with HDR Engineering, Inc. (HDR) to provide on-call design services to complete the final design phase for the Dumbarton Forward Operational Improvements Project in an amount not to exceed \$600,000.

Background:

The State Route 84 (Dumbarton Bridge) corridor experienced significant traffic congestion prior to the pandemic and is expected to return to pre-pandemic conditions in the coming years. Travel in the corridor between Interstate 880 (I-880) and U.S. Highway 101 (US 101) is heaviest in the westbound direction during the AM peak period and in the eastbound direction during the PM peak period.

In 2017, the Metropolitan Transportation Commission (MTC), in partnership with the respective county transportation authorities, transit agencies, cities/counties, and businesses, conducted the Dumbarton Forward Design Alternatives Assessment to identify innovative near-term strategies for the Dumbarton Bridge corridor to address traffic flow, increase person throughput, and manage transportation demand. Subsequently, MTC began the Caltrans project development process to move forward recommended strategies, including the preparation of a Project Study Report-Project Development Support (PSR-PDS), which was approved by Caltrans in April 2019.

At the completion of the PSR-PDS, staff determined that BATA should fund and implement the project delivery phase, which includes environmental studies and project approval documents, concept of operations and implementation plan for the Part-Time Bus Only Lane, and developing plans, specifications, and estimates (PS&E) to advance the project to construction. This transit priority project is a good example of collaboration between MTC and transit operators to implement bus transit priority as called for in the Transit Transformation Action Plan.

In December 2017, after a competitive procurement, the BATA Oversight Committee authorized the Executive Director to enter into contracts with eight firms, including HDR, to provide on-call design services. On December 11, 2018, BATA issued a Request for Qualifications (RFQ) to all eight pre-qualified firms to provide design and environmental services for the Dumbarton Forward Operational Improvements Project. On February 6, 2019, this Committee authorized a contract with HDR to provide design services for the Project.

As the project has progressed through the Caltrans project delivery process over the last several years, changes to the project scope have impacted the project schedule. Most recently Caltrans has requested additional field elements (i.e., Intelligent Transportation Systems (ITS) equipment, such as variable message signs, electronic lane control signs, video detection, etc.) that need to be included in the design of the Part-Time Bus Only Lane. These services are beyond the scope of the current contract. As such, staff seeks an amendment to the HDR contract to cover these additional services and complete the final design phase of the project.

HDR and its project team's small business and disadvantaged business enterprise status is included in Attachment A

Recommendations:

Staff recommends that the Committee authorize the Executive Director or designee to negotiate and enter into a contract amendment with HDR in an amount not to exceed \$600,000 to provide additional design services and to complete the Final Design phase for the completion of the Project.

Attachments:

- Attachment A: Contractor Disadvantage Business Enterprise and Small Business Enterprise Status
- Request for Committee Approval – Summary of Proposed Contract



Andrew B. Fremier

Attachment A

Disadvantaged Business Enterprise and Small Business Enterprise Status

	Firm Name	Role on Project	DBE* Yes / No	If DBE Yes, List #	SBE** Yes / No	If SBE Yes, List #
Prime Contractor	HDR Engineering, Inc.	Project Management; Environmental; Traffic Operations; Civil Design; Concept of Operations; Water Quality; Sea Level Rise; Stormwater/Drainage Design	No		No	
Subcontractor	Fehr & Peers	Traffic Operations	No		No	
Subcontractor	Far Western Anthropological Research Group, Inc.	Cultural Analysis	No		No	
Subcontractor	JRP Historical Consulting LLC	Cultural Analysis	No		Yes	1509783
Subcontractor	Parikh Consultants, Inc.	Geotechnical Analysis	Yes	20259	Yes	9631
Subcontractor	Towill	Mapping/Surveys	No		No	

*Denotes certification by the California Unified Certification Program (CUCP).

**Denotes certification by the State of California.

Request for Committee Approval

Summary of Proposed Contract Amendment

Work Item No.:	2662
Consultant:	HDR Engineering, Inc. Walnut Creek, CA
Work Project Title:	On-Call Design Services: Dumbarton Forward Operational Improvements Project
Purpose of Project:	To provide environmental and design services for the Dumbarton Forward Operation Improvements Project
Brief Scope of Work:	Obtain environmental clearance, provide design services, and develop concept of operations and standard operation procedures for the Dumbarton Forward Operation Improvements Project
Project Cost Not to Exceed:	This amendment – \$600,000 Current contract amount before this amendment – \$3,600,000 Maximum contract amount after the amendment – \$4,200,000
Funding Source:	Toll Bridge Rehabilitation Program Funds
Fiscal Impact:	Funding is included in the BATA FY 2023-24 Capital Budget
Motion by Committee:	That the Executive Director or designee is authorized to negotiate and enter into a contract amendment with HDR Engineering, Inc, to provide additional design services as described above and in the BATA Oversight Committee Summary Sheet dated April 10, 2024 and that the Chief Financial Officer is authorized to set aside \$600,000 for such contract amendment.
Bay Area Toll Authority:	<hr/> Federal D. Glover, Chair
Approved:	April 10, 2024



Metropolitan Transportation Commission

375 Beale Street, Suite 800
San Francisco, CA 94105

Legislation Details (With Text)

File #: 24-0430 **Version:** 1 **Name:**
Type: Report **Status:** Consent
File created: 3/11/2024 **In control:** Bay Area Toll Authority Oversight Committee
On agenda: 4/10/2024 **Final action:**
Title: Fiscal Year (FY) 2023-24 Bay Area Toll Authority (BATA) Statement of Revenues and Expenses for the Period Ended February 29, 2024 (Unaudited).

Sponsors:

Indexes:

Code sections:

Attachments: [4d 24-0430 FY23-24 Revenues Expenses February 2024.pdf](#)
[4d 24 0430 Attachment A BATA MFR February 2024.pdf](#)

Date	Ver.	Action By	Action	Result
------	------	-----------	--------	--------

Subject:

Fiscal Year (FY) 2023-24 Bay Area Toll Authority (BATA) Statement of Revenues and Expenses for the Period Ended February 29, 2024 (Unaudited).

Presenter:

Derek Hansel

Recommended Action:
Information

Attachments: List any attachments.

Bay Area Toll Authority Oversight Committee

April 10, 2024

Agenda Item 4d-24-0430

Fiscal Year (FY) 2023-24 Bay Area Toll Authority (BATA) Statement of Revenues and Expenses for the Period Ended February 29, 2024 (Unaudited)

Subject:

Statement of revenues and expenses for the period ended February 29, 2024 (unaudited)

Background:

The Bay Area Toll Authority manages the electronic toll revenues collected from the Bay Area's seven bridges owned by the California Department of Transportation (Caltrans). BATA also manages FasTrak[®], which is the electronic toll payment system for the bridges and express lanes. Caltrans is responsible for the operation and maintenance of these bridges.

The Statement of Revenues and Expenses has been prepared in accordance with the generally accepted accounting principles (GAAP). The columns have been designed to provide an easy comparison of current year-to-date actuals to the prior year-to-date actuals, including dollar and percentage variances.

Operating Revenue:

Regional Measures (RM) 1, 2, and 3 are tolls on the state-owned bridges to finance specific bridge and roadway improvements and transportation projects. Year-to-date toll revenues collected were \$528.1 million, which was \$1.6 million more than the prior year-to-date actual. The increase in revenues is primarily driven by an increase in traffic across the Bay Area bridges.

Violation revenues and other revenues collected were \$15.4 million, which was \$2.7 million more than prior year-to-date actual violation revenues and other revenues. Higher violation revenues were recognized in FY 2024 by BATA fully re-commencing the DMV hold violation process as of October 2023.

Operating Expenses:

As of February 29, 2024, Operating Expenses were \$85.9 million, which is \$5.1 million more than the prior year-to-date actual. Higher operating expenses in FY 2024 were driven by an increase in DMV hold fees and advertising costs.

Non-Operating Revenues and Expenses:

As of February 29, 2024, Total Non-operating Revenues (Expenses) were (\$168.7 million), which was \$21.9 million less than the non-operating expenses in prior year-to-date actual. The primary driver of this fluctuation is the increase in interest income for the current fiscal year driven by a higher interest rate environment.

Contributions and Transfers:

As of February 29, 2024, Total Contributions and Transfers were \$132.8 million, an increase of \$112.6 million compared to prior year-to-date actual. The large increase in transfers is attributed to RM3 revenues being transferred to the capital fund in FY24. These transfers did not occur as of Q2 FY23 due to RM3 funds being escrowed at the direction of the Authority during the litigation at the time. The State Supreme Court dismissed this lawsuit in January 2023, and RM3 revenues began to be transferred to the capital fund in Q4 FY23.

Budget & Forecast Updates:


FY 2023-24 total operating expenses are currently projected to be within budget. A more detailed budget to actual analysis will be provided at a later date.

Recommendations:

None. Information only.

Attachments:

- Attachment A: BATA Statement of Revenues and Expenses for the Period Ended February 29, 2024 (unaudited)



Andrew B. Fremier

BAY AREA TOLL AUTHORITY (BATA)

STATEMENT OF REVENUE AND EXPENSE

Fiscal Year 2024

For the Period Ended February 29, 2024

	CURRENT ACTUAL	PRIOR YEAR ACTUAL	\$ VARIANCE	% VARIANCE	APPROVED BUDGET	ANNUAL % OF BUDGET
OPERATING REVENUES						
RM1 revenue and Seismic	319,195,913	318,689,437	506,477	0.16%	542,600,000	58.83%
RM2 revenue	68,219,504	68,146,916	72,588	0.11%	117,400,000	58.11%
RM3 revenue	140,697,626	139,725,840	971,786	0.70%	233,600,000	60.23%
Toll revenues collected	528,113,043	526,562,192	1,550,851	0.29%	893,600,000	59.10%
Toll violation revenues	14,755,491	12,264,269	2,491,222	20.31%	26,000,000	56.75%
Other revenues	690,664	474,704	215,960	45.49%	-	-
Other operating revenues	15,446,155	12,738,973	2,707,182	21.25%	26,000,000	59.41%
TOTAL OPERATING REVENUES	543,559,197	539,301,165	4,258,033	0.79%	919,600,000	59.11%
OPERATING EXPENSES						
Operating expenses incurred by Caltrans	1,362,712	1,899,016	(536,303)	-28.24%	2,780,000	49.02%
Operating expenses - Transbay JPA	4,501,627	3,565,317	936,310	26.26%	5,969,367	75.41%
Professional fees	31,451,353	33,132,227	(1,680,874)	-5.07%	90,634,900	34.70%
Allocations to other agencies	13,734,806	15,450,973	(1,716,168)	-11.11%	85,830,480	16.00%
Salaries and benefits	11,034,469	10,837,127	197,341	1.82%	19,841,666	55.61%
Other operating expenses	23,817,074	15,897,069	7,920,005	49.82%	61,257,768	38.88%
TOTAL OPERATING EXPENSES	85,902,041	80,781,730	5,120,311	6.34%	266,314,181	32.26%
OPERATING INCOME (LOSS)	457,657,157	458,519,435	(862,278)	-0.19%	653,285,819	70.05%
NONOPERATING REVENUES (EXPENSES)						
Other Agency Reimbursements	8,496,699	8,615,203	(118,504)	-1.38%	17,920,000	47.41%
Investment income (charge)	59,759,640	40,736,107	19,023,533	46.70%	62,116,998	96.20%
Build America Bonds (BABs) interest subsidy	46,053,550	47,282,181	(1,228,630)	-2.60%	70,339,448	65.47%
Interest expense	(273,073,399)	(278,291,106)	5,217,707	-1.87%	(546,105,299)	50.00%
Financing fees and bond issuance costs	(3,725,986)	(2,154,073)	(1,571,913)	72.97%	(7,500,194)	49.68%
Distributions to other agencies for their capital purposes	(2,508,756)	(2,411,123)	(97,633)	4.05%	-	-
Distributions to Caltrans for their capital purposes	(4,773,572)	(4,349,869)	(423,702)	9.74%	(8,910,000)	53.58%
Other nonoperating revenues (expenses)	1,113,401	-	1,113,401	0.00%	1,679,646	66.29%
TOTAL NONOPERATING REVENUES (EXPENSES)	(168,658,423)	(190,572,681)	21,914,258	-11.50%	(410,459,401)	41.09%
INCOME (LOSS) BEFORE TRANSFERS	288,998,734	267,946,754	21,051,980	7.86%	242,826,418	119.01%
CONTRIBUTIONS AND TRANSFERS						
Transfers to Metropolitan Transportation Commission	(9,817,170)	(10,407,000)	589,830	-5.67%	(19,634,340)	50.00%
Transfer between programs ⁽¹⁾	(123,027,787)	(9,846,326.70)	(113,181,460)	1149.48%	(194,630,399)	63.21%
TOTAL TRANSFERS	(132,844,957)	(20,253,327)	(112,591,630)	555.92%	(214,264,739)	62.00%
NET SURPLUS / DEFICIT before depreciation and unrealized gain (loss) on investment	156,153,777	247,693,427	(91,539,651)	-36.96%	28,561,679	546.72%

⁽¹⁾ Includes RM2 and RM3 transfers to capital funds

Bay Area Toll Authority
Cash and Investment
February 29, 2024

CASH

US Bank Checking - BATA	\$	59,863,968
Bank of America Checking - FasTrak		68,704
Total		<u>59,932,672</u>

INVESTMENTS*

Government-Sponsored Enterprises (GSE)		1,067,928,750
US Treasury		851,232,335
Mutual Funds		263,906,691
Municipal Bonds		16,700,000
CAMP		586,877,172
LAIF		125,014
Total		<u>2,786,769,963</u>

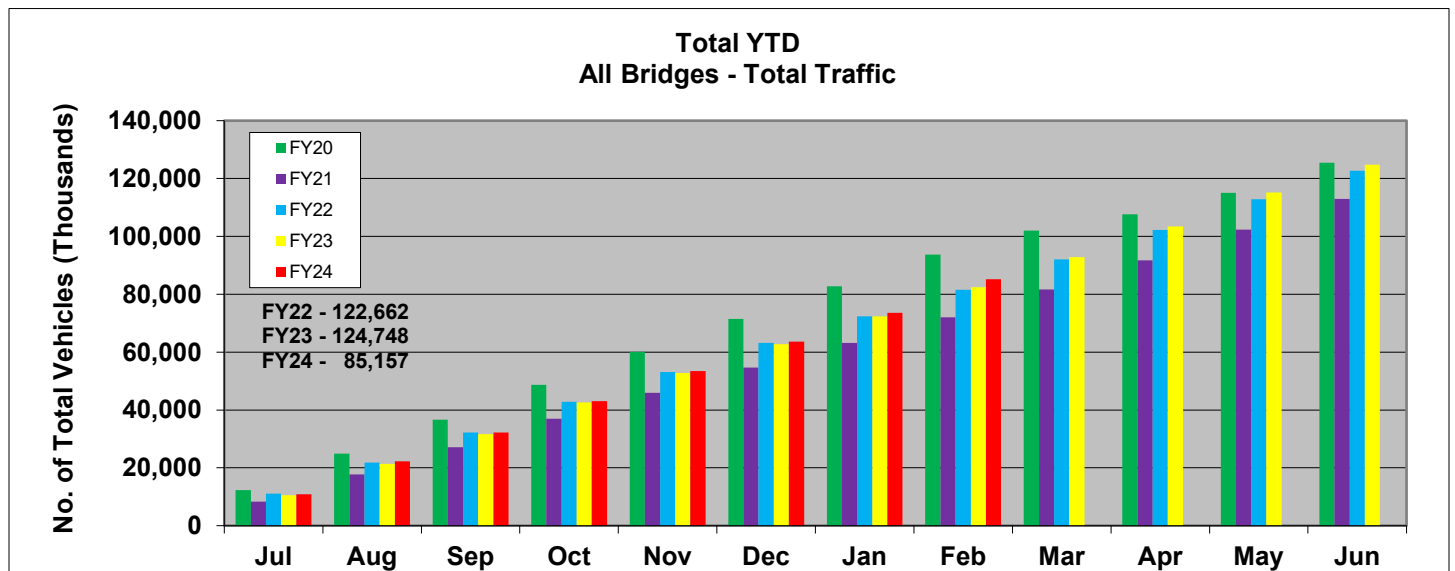
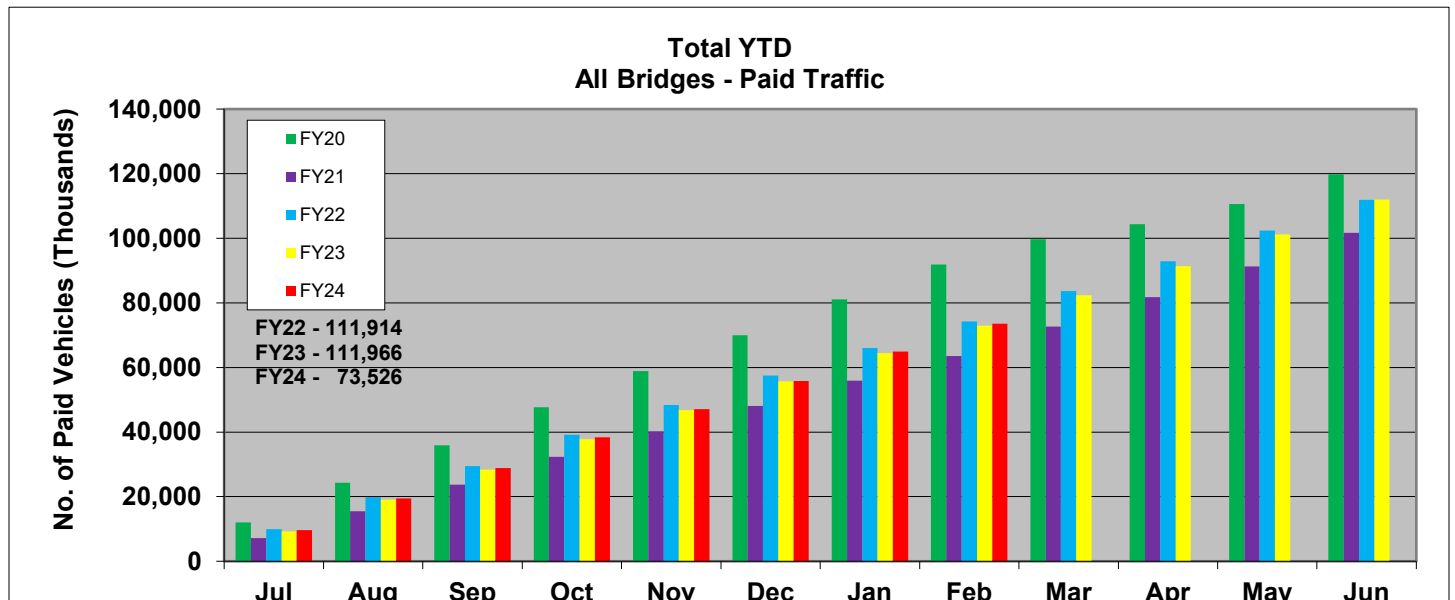
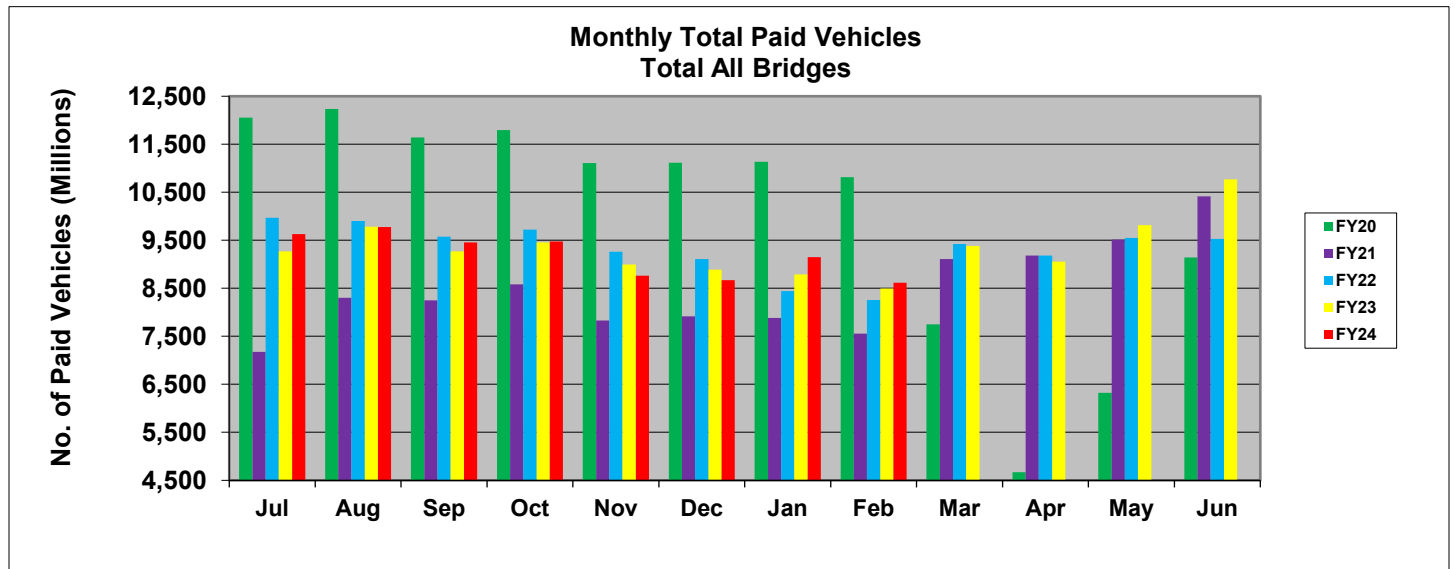
TOTAL CASH AND INVESTMENTS

\$	<u>2,846,702,635</u>
-----------	-----------------------------

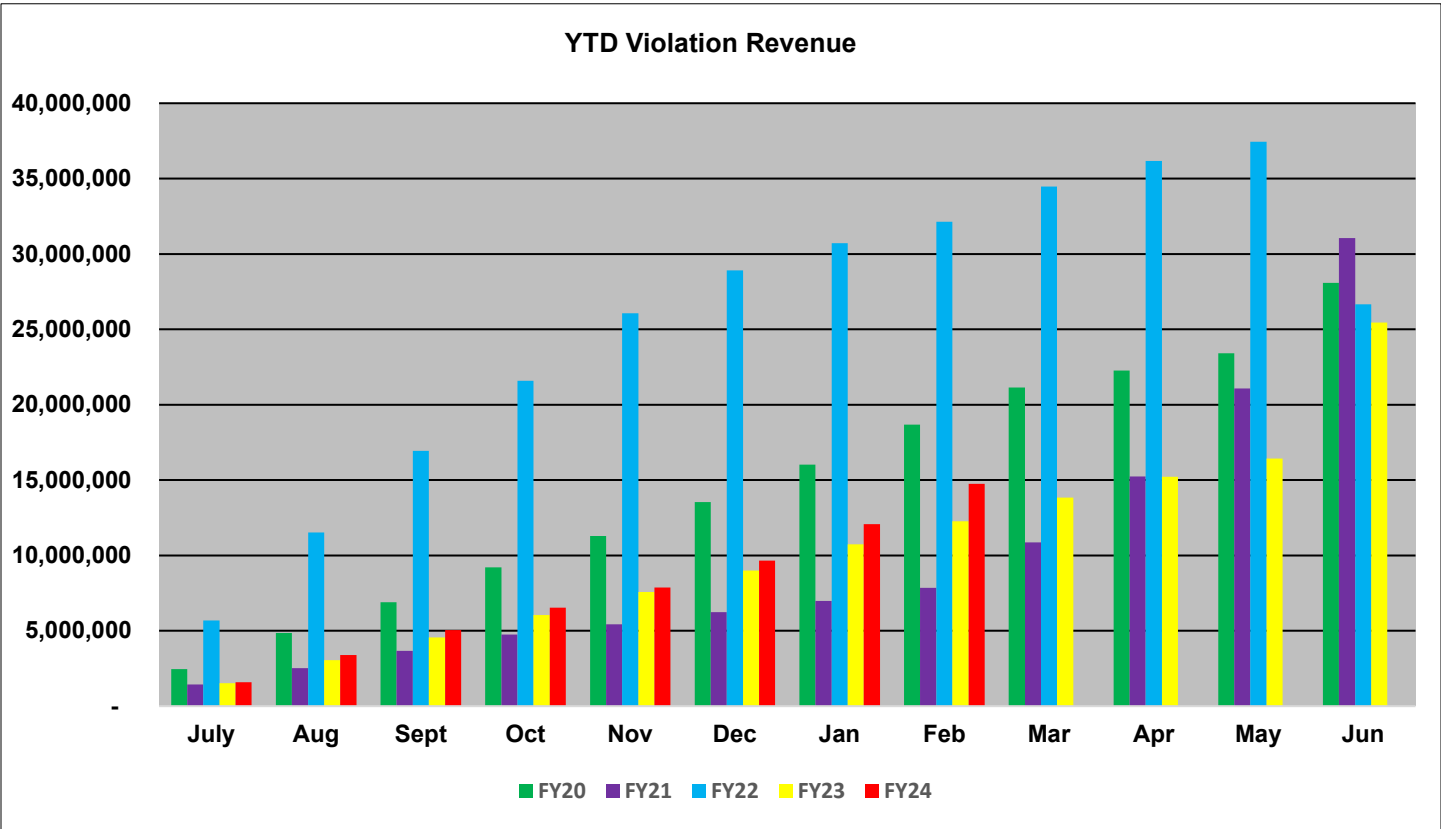
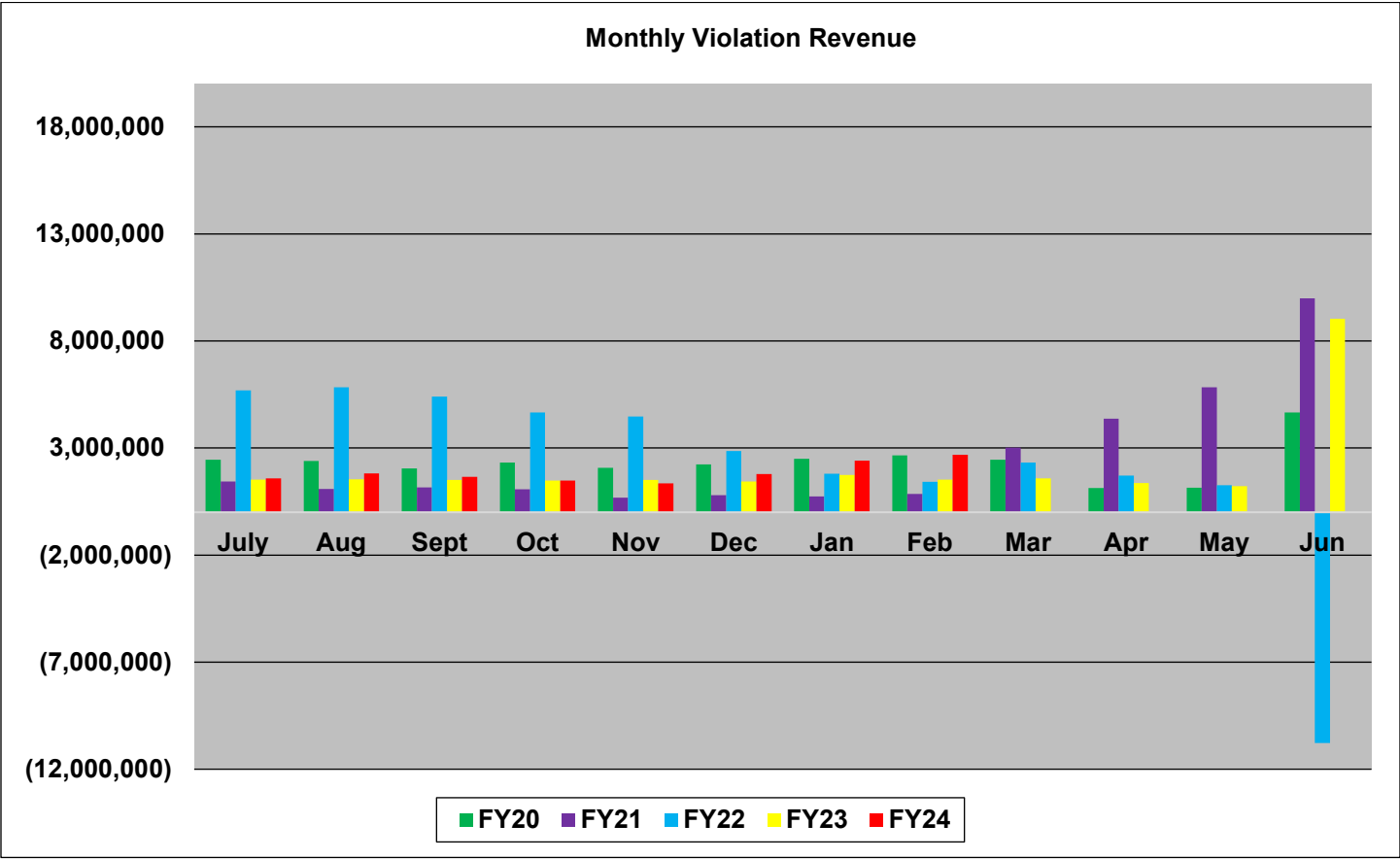
** Market values*

Interest Earnings for February 2024	\$	9,552,330
Cumulative Earnings FY2023-24	\$	67,809,913

FY 2023-24 BATA TRAFFIC DATA
As of February 2024 (unaudited)



FY 2023-24 BATA VIOLATION REVENUE
As of February 2024 (unaudited)





Metropolitan Transportation Commission

375 Beale Street, Suite 800
San Francisco, CA 94105

Legislation Details (With Text)

File #: 24-0373 **Version:** 1 **Name:**

Type: Resolution **Status:** Consent

File created: 3/1/2024 **In control:** Bay Area Toll Authority Oversight Committee

On agenda: 4/10/2024 **Final action:**

Title: Bay Area Toll Authority (BATA) Resolution No. 169, Revised. FY 2023-24 Operating and Capital Budgets Amendment No. 2.

Sponsors:

Indexes:

Code sections:

Attachments: [4e 24-0373 FY24 BATA Resolution No 0169 Revised Amendment 2.pdf](#)
[4e 24-0373 BATA Resolution No 0169 Revised Amendment 2.pdf](#)
[4e 24-0373 Attachments A-G BATA Resolution No 169 Revised Amendment 2.pdf](#)

Date	Ver.	Action By	Action	Result
------	------	-----------	--------	--------

Subject:
Bay Area Toll Authority (BATA) Resolution No. 169, Revised. FY 2023-24 Operating and Capital Budgets Amendment No. 2.

Presenter:
Alita Reinecker

Recommended Action:
Authority Approval

Bay Area Toll Authority Oversight Committee

April 10, 2024

Agenda Item 4e-24-0373

Bay Area Toll Authority (BATA) Resolution No. 169, Revised – FY 2023-24 Operating and Capital Budgets Amendment No. 2

Subject:

Bay Area Toll Authority (BATA) Fiscal Year (FY) 2023-24 Operating and Capital Budgets Amendment 2.

Background:

Staff requests that BATA Resolution No. 169, Revised, which amends FY 2023-24 BATA Operating and Capital Budgets, be referred to the Authority for approval. The proposed amendment increases total operating expenses and transfers by \$17 million, resulting in an equivalent reduction of \$17 million in the operating surplus. Total operating revenue remains budgeted at \$1,072 million, including \$894 million of general toll revenue. Total operating expense and transfers are \$1,060 million. The operating surplus of \$12 million will be transferred to the operating reserve.

The proposed amendment establishes a new BATA Other Capital Projects budget for projects where BATA serves as the project sponsor. This budget includes \$10 million for I-580 Richmond Parkway Interchange Operational Improvements and Cutting Blvd Transit Priority, both funded by Regional Measure 3 funds. The FY 2023-24 BATA Rehabilitation Program budget remains at \$185 million and the other capital programs do not have amendments.

Operating Budget Amendments:

Amendments to the operating budget are proposed as follows:

- \$1.0 million additional expense for the regional customer service center's (RCSC) toll processing expenses from Conduent State and Local Solutions, Inc. (Conduent)
- \$245 thousand net increase in other administration expenses for business insurance allocation costs
- \$200 thousand increase in transfer to MTC for capital projects funded by BATA
- \$15.6 million of carryover expenses from prior year unpaid invoices for Conduent's RCSC operating expenses

The budget is balanced as presented, with a projected operating surplus of \$28.6 million, reduced from \$29.2 million in the adopted FY 2023-24 budget. The operating budget schedule is attached (Attachment A) and is summarized below (in thousands).

	<u>FY 2023-24</u> <u>Amendment No. 1</u>	<u>Change</u>	<u>FY 2023-24</u> <u>Amendment No. 2</u>
Toll Revenue			
RM1	\$ 542,600		\$ 542,600
RM2	117,400		117,400
RM3	233,600		233,600
Violation	26,000		26,000
Other	1,680		1,680
Interest	62,117		62,117
Reimbursement	17,920		17,920
Rebate for BABS*	<u>70,339</u>		<u>70,339</u>
Total Revenue	\$1,071,656		\$1,071,656
Operating Expenses			
Caltrans	\$ 11,690		\$ 11,690
FasTrak	109,660	\$ 15,600	126,260
Admin/Other	44,692	245	44,937
Debt Service	546,105		546,105
RM2	49,202		49,202
RM3	228,928		228,928
Transfers	38,190	200	38,390
Extraordinary	<u>14,627</u>		<u>14,627</u>
Total Expenses	<u>\$1,043,094</u>	<u>\$ 17,045</u>	<u>\$1,060,139</u>
Operating Surplus	\$ 28,562	(\$ 17,045)	\$ 11,517

*Build for America Bonds

Capital Budget Amendment:

The proposed amendment establishes a new FY 2023-24 BATA Other Capital Projects budget for projects where BATA serves as the project sponsor, as shown in Attachment B of Resolution No. 169, Revised.


- \$10 million for two new capital projects funded by Regional Measure 3 with BATA as the project sponsor. The projects are I-580 Richmond Parkway Interchange Operational Improvements and Cutting Blvd Transit Priority.

Recommendations:

Staff recommends referral of Resolution No. 169, Revised, amending the FY 2023-24 BATA Toll Bridge Operating and Capital Budgets, to the Authority for approval.

Attachments:

- BATA Resolution No. 169, Revised, FY 2023-24 BATA Toll Bridge Operating and Capital Budget Amendment No. 2

A handwritten signature in black ink, reading "Andrew B. Fremier". The signature is fluid and cursive, with the first name "Andrew" written in a large, sweeping loop, and the last name "Fremier" written in a more compact, cursive style.

Andrew B. Fremier

Date: June 28, 2023
W.I.:1251/1254, 1255/1256,1258
Referred by: BATA Oversight
Revised: November 15, 2023
Revised: April 24, 2024

ABSTRACT

BATA Resolution No. 169

This resolution approves the FY 2023-24 BATA Toll Bridge Program Operating and Capital Budgets.

Further discussion of the BATA Operating and Capital Budgets is contained in the BATA Summary Sheet dated June 28, 2023. A budget is attached as Attachments A through G.

Attachment A to this resolution was revised on November 15, 2023. The revision increases the operating revenue budget by \$1.7 million and increases the operating expenses by \$2.3 million. The budget as revised remains balanced. Further discussion is contained in the BATA Oversight Committee Summary Sheet dated November 8, 2023.

Attachment A and B to this resolution were revised on April 24, 2024. The revision increases the operating expenses and transfers budget by \$1.4 million funded by current toll revenue, and increases carryover prior year expenses by \$15.6 million funded by operating reserve. The operating budget as revised remains balanced. The revision also includes the creation of a new capital budget for projects where BATA serves as project sponsor adding \$10 million for projects funded by Regional Measure 3. Further discussion is contained in the BATA Oversight Committee Summary Sheet dated April 10, 2024.

Date: June 28, 2023
W.I.:1251/1254, 1255/1256,1258
Referred by: BATA Oversight

BAY AREA TOLL AUTHORITY
RESOLUTION No. 169

WHEREAS, Streets and Highways Code Sections § 30950 et seq. created the Bay Area Toll Authority (“BATA”); and

WHEREAS, Streets and Highways Code § 30950 et seq. transfers to BATA certain duties and responsibilities of the California Transportation Commission (“CTC”) and California Department of Transportation (“Caltrans”) for the toll bridges owned and operated by Caltrans in the San Francisco Bay Area; and

WHEREAS, in accordance with Streets and Highways Code §§ 30950.2 and 30886, BATA is responsible for the administration of all toll revenues from state-owned toll bridges within the jurisdiction of the Metropolitan Transportation Commission (“MTC”); and

WHEREAS, Bay Area bridges are defined in Streets and Highways Code § 30910 to include the Antioch, Benicia-Martinez, Carquinez, Richmond-San Rafael, San Francisco-Oakland, San Mateo-Hayward, and Dumbarton Bridges; and

WHEREAS, Streets and Highways Code § 30950.1 requires BATA to adopt an annual operating budget; and

WHEREAS, Streets and Highways Code § 30958 authorizes MTC to retain an amount not to exceed 1 percent of the gross revenues collected from tolls annually on Bay Area bridges to pay for administrative costs, after payments for debt service on outstanding bonds, and BATA’s direct operating costs; and

WHEREAS, Streets & Highway Code § 30959 authorizes BATA to make direct contributions to MTC not to exceed 1% of annual bridge toll revenue and further authorizes BATA to make additional contributions in the form of loans to MTC provided such loans do not exceed 1% of bridge toll revenue and are fully repaid with interest at the rate that would apply to toll bridge revenue bonds of the same duration; and

WHEREAS, BATA staff has prepared a proposed budget for FY 2023-24 that includes anticipated revenues and expenses, as set forth in Attachment A, and reserve designations as set forth in Attachment G to this resolution, attached hereto and incorporated herein by this reference; and

WHEREAS, pursuant to Streets and Highways Code § 30952, the State of California Department of Transportation (“Caltrans”) is responsible for the capital improvements of the state-owned toll bridges in accordance with programming and scheduling requirements as adopted by BATA; and

WHEREAS, Caltrans has requested that BATA adopt budgets for capital outlay and support costs of the Regional Measure 1 (RM1) Program, Rehabilitation (Rehab) Program on the state-owned toll bridges, as listed on attachments to this resolution; and

WHEREAS, pursuant to Streets and Highways Code § 30914, BATA is responsible for the budgeting and disbursing of Regional Measure 2 (RM2) toll revenues for capital and operating projects in the Regional Traffic Relief Program; and

WHEREAS, pursuant to Streets and Highway Code § 30914.7, BATA is responsible for the budgeting and disbursing of Regional Measure 3 (RM3) toll revenues for capital and operating projects in the Bay Area Traffic Relief Plan; and

WHEREAS, pursuant to Streets and Highways Code §§ 30913 and 31010(b), BATA is authorized to budget and fund eligible AB 1171 Capital Program projects from toll bridge seismic

retrofit surcharge funds exceeding legal requirements to fund and finance the Seismic Retrofit Program (SRP); and

WHEREAS, in accordance with the BATA Plan of Finance plan (BATA Resolution No. 110), adopted by BATA on November 20, 2013, and the bond covenants adopted under the Master Indenture and Supplemental Indentures, BATA is required to maintain certain reserves and contingencies including a reserve for operations and maintenance at twice the adopted operating budget and a Self-Insurance Reserve of at least \$50 million which are detailed in Attachment G of this resolution; and

WHEREAS, the final draft BATA budget for FY 2023-24 was reviewed and recommended by the BATA Oversight Committee for approval; now, therefore, be it

RESOLVED, that BATA approves the FY 2023-24 BATA operating and capital budgets attached hereto as Attachment A and incorporated herein as though set forth in length; and, be it further

RESOLVED, that the Executive Director or designee may approve adjustments among line items in the BATA operating budget for FY 2023-24, provided that there shall be no increase in the overall BATA operating budget without prior approval of BATA; and, be it further

RESOLVED, that BATA delegates to the Oversight Committee the authority to approve all contracts and expenditures for operating and capital costs in BATA's budget for FY 2023-24, providing that there shall be no increase in the overall budget without prior approval of BATA; and, be it further

RESOLVED, that the BATA Executive Director or the responsible BATA staff person designated by the Executive Director, shall submit written requests to the BATA Oversight Committee for approval of consultants, professional services, and other expenditures authorized in the BATA budget for FY 2023-24; and, be it further

RESOLVED, that BATA adopt budgets for the FY 2023-24 RM 2, Rehab, AB 1171, and RM 3 Programs for the state-owned toll bridges, as listed in Attachments B through F; and, be it further

RESOLVED, that the Executive Director and Chief Financial Officer are authorized to close projects and reallocate remaining budgets within the authorized Toll Bridge Rehabilitation Program Budget List and to move funds between designated contingency projects and active projects provided there is no overall increase to the total approved Toll Bridge Rehabilitation Program Budget; and, be it further

RESOLVED, that the Executive Director and Chief Financial Officer are authorized to utilize generally available cash and reserves to meet any operational and cash-flow shortfall and as an advance for project cash flow purposes provided the advance is repaid from project funds by the close of the fiscal year; and, be it further

RESOLVED, that BATA's Executive Director and the Chief Financial Officer are authorized to carry over and re-budget all grants, contracts, projects, and funds properly budgeted in the prior year for which expenditures were budgeted and encumbered and which will take place in FY 2023-24; and, be it further

RESOLVED, that the Authority authorizes fund reserve designations, effective June 30, 2023, as listed in Attachment G; and, be it further

RESOLVED, that the Executive Director or Chief Financial Officer are authorized to use available operating reserves to prepay or retire the BATA share of all pensions and OPEB obligations; and, be it further

RESOLVED, that the Executive Director or Chief Financial Officer are authorized to utilize the resources authorized under Streets and Highway Code Section 30959 to make direct

contributions to MTC to assist MTC with the retirement of MTC pension liabilities; and, be it further

RESOLVED, that BATA's Chief Financial Officer is authorized to establish and restrict an operating reserve equivalent to two years of operating revenue and a capital repair and replacement reserve up to the level of accumulated depreciation expense, and to fund the reserve with transfers approved in the annual adopted budget as well as all available funds; and, be it further

RESOLVED, that the Executive Director and Chief Financial Officer are authorized to create and designate a Liability Reserve and to transfer from available funds up to \$5 million for FY 2023-24 with a current contract limit of \$3 million and no further expenditures are authorized from the Liability Reserve without prior approval of the BATA Operations Committee; and, be it further

RESOLVED, that the Executive Director or designee shall furnish the BATA Oversight Committee with a quarterly financial report to reflect budgeted and actual income, expenditures, obligations for professional and consultant services and such other information and data as may be requested by the Committee.

BAY AREA TOLL AUTHORITY

Alfredo Pedroza, Chair

The above resolution was entered into by the Bay Area Toll Authority at a regular meeting of the Authority held in San Francisco, California and at other remote locations, on June 28, 2023.

Date: June 28, 2023

W.I.: 1251/1254, 1255/1256, 1258

Revised: November 14, 2023

Revised: April 10, 2024

Attachments

BATA Resolution No. 169 FY2023-24 Toll Bridge Program Operating and Capital Budgets

Attachment A: FY 2023-24 Toll Bridge Program Operating Budget.

Attachment B: Capital Projects Budget, which shows the adopted capital budgets for the BATA Transit - Core Capacity Challenge program and Other Capital Projects.

Attachment C: Toll Bridge Rehabilitation Program, which shows capital outlay and capital outlay support budgets for the toll bridges (comprised of Attachment C-1 and C-2 detailing the FY 2023-24 budgets and allocations).

Attachment D: RM2 Capital Program Budget, which includes all RM2 capital projects listed as part of the Regional Traffic Relief Plan.

Attachment E: AB 1171 Capital Program.

Attachment F: RM3 Capital Program Budget, which includes all RM3 capital projects listed as part of the Bay Area Traffic Relief Plan.

Attachment G: Fund Reserve Designations, effective June 30, 2023.



ATTACHMENT A **BAY AREA TOLL AUTHORITY** **OPERATING BUDGET FY 2023-24**

BATA Resolution No. 169
Date: June 28, 2023
W.I.: 1251 - 1258
Revised: November 15, 2023
Revised: April 10, 2024

	Approved FY 2023-24	Amendment 1 FY 2023-24	Amendment 2 FY 2023-24	Change \$ Increase/(Decrease)	Change % Increase/(Decrease)
Operating Revenue					
General Toll Revenue	\$893,600,000	\$893,600,000	\$893,600,000	\$0	0.0%
Violation & Other Revenue	26,000,000	27,679,646	27,679,646	0	0.0%
Interest Revenue	62,116,998	62,116,998	62,116,998	0	0.0%
Reimbursement Revenue	17,920,000	17,920,000	17,920,000	0	0.0%
Rebate for Build America Bonds	70,339,448	70,339,448	70,339,448	0	0.0%
Total Operating Revenue	\$1,069,976,446	\$1,071,656,092	\$1,071,656,092	\$0	0.0%
Total Operating Expense	\$759,037,379	\$761,349,555	\$778,194,063	\$16,844,508	2.2%
Operating Surplus/(Shortfall) before Transfer	\$310,939,067	\$310,306,537	\$293,462,029	(\$16,844,508)	-5.4%
Transfers Out & One-Time Expenses	\$281,744,859	\$281,744,859	\$281,944,859	\$200,000	0.1%
Total Operating Surplus/(Shortfall)	\$29,194,208	\$28,561,679	\$11,517,171	(\$17,044,508)	-59.7%
Transfer to Toll Bridge Rehabilitation/Capital Programs	\$0	\$0	\$0	0.0%	
Transfer to (from) Reserves	\$29,194,208	\$28,561,679	\$11,517,171		

REVENUE DETAIL **BUDGET FY 2023-24**

	Approved FY 2023-24	Amendment 1 FY 2023-24	Amendment 2 FY 2023-24	Change \$ Increase/(Decrease)	Change % Increase/(Decrease)
General Toll Revenue (subtotal)	\$893,600,000	\$893,600,000	\$893,600,000	\$0	0.0%
RM 1 & Seismic Toll Revenues	\$542,600,000	\$542,600,000	\$542,600,000	\$0	0.0%
RM 2 Toll Revenues	117,400,000	117,400,000	117,400,000	\$0	0.0%
RM 3 Toll Revenues	233,600,000	233,600,000	233,600,000	\$0	0.0%
Violation and Other Revenue (subtotal)	\$26,000,000	\$27,679,646	\$27,679,646	\$0	0.0%
Violations	\$26,000,000	\$26,000,000	\$26,000,000	\$0	0.0%
Other	\$0	\$1,679,646	\$1,679,646	\$0	0.0%
Interest Revenue (subtotal)	\$62,116,998	\$62,116,998	\$62,116,998	\$0	0.0%
RM1 Interest Earnings	\$37,333,598	\$37,333,598	\$37,333,598	\$0	0.0%
RM2 Interest Earnings	9,333,400	9,333,400	9,333,400	\$0	0.0%
RM3 Interest Earnings	15,450,000	15,450,000	15,450,000	\$0	0.0%
Reimbursement Revenue (subtotal)	\$17,920,000	\$17,920,000	\$17,920,000	\$0	0.0%
BAIFA	\$2,000,000	\$2,000,000	\$2,000,000	\$0	0.0%
GGBHTD Fastrak	7,500,000	7,500,000	7,500,000	\$0	0.0%
ACTC	2,200,000	2,200,000	2,200,000	\$0	0.0%
VTA Express Lane	4,000,000	4,000,000	4,000,000	\$0	0.0%
SM Express Lane	2,120,000	2,120,000	2,120,000	\$0	0.0%
SFO Airport	100,000	100,000	100,000	\$0	0.0%
BAHA	0	0	0	\$0	0.0%
Rebate for Build America Bonds (subtotal)	\$70,339,448	\$70,339,448	\$70,339,448	\$0	0.0%
Rebate for Build America Bonds	\$70,339,448	\$70,339,448	\$70,339,448	\$0	0.0%
Total Current Year Revenue	\$1,069,976,446	\$1,071,656,092	\$1,071,656,092	\$0	0.0%

**EXPENSE DETAIL
BUDGET FY 2023-24**

	Approved FY 2023-24	Amendment 1 FY 2023-24	Amendment 2 FY 2023-24	Change \$ Increase/(Decrease)	Change % Increase/(Decrease)
Operating Expense					
Caltrans Operations and Maintenance (Subtotal)	\$11,690,000	\$11,690,000	\$11,690,000	\$0	0.0%
Toll Bridge & Facility Maintenance (Category A&B)	\$11,690,000	\$11,690,000	\$11,690,000	\$0	0.0%
Fastrak Operations and Maintenance (Subtotal)	\$109,660,430	\$109,660,430	\$126,260,430	\$16,600,000	15.1%
RCSC Operations	\$69,870,000	\$69,870,000	\$70,870,000	\$1,000,000	1.4%
RCSC Operations - Carryover Expenses	\$0	\$0	\$15,600,000	\$15,600,000	0.0%
Banking/Credit Card Fees	22,000,000	22,000,000	22,000,000	\$0	0.0%
ATCAS Facility and In-lane Maintenance	4,300,000	4,300,000	4,300,000	\$0	0.0%
ATCAS Hardware/Software Maintenance	3,070,430	3,070,430	3,070,430	\$0	0.0%
Collections Contract	1,600,000	1,600,000	1,600,000	\$0	0.0%
DMV Expenses	8,820,000	8,820,000	8,820,000	\$0	0.0%
Toll Bridge Operations and Maintenance Total	\$121,350,430	\$121,350,430	\$137,950,430	\$16,600,000	13.7%
Toll Bridge Administration (Subtotal)	\$34,068,650	\$36,380,826	\$36,625,334	\$244,508	0.7%
Salaries and Benefits	\$19,166,625	\$19,681,667	\$19,681,667	\$0	0.0%
Temporary Assistance	160,000	160,000	160,000	\$0	0.0%
Travel&Training/Printing/Memberships	445,705	445,705	445,705	\$0	0.0%
Other	328,180	1,986,314	1,986,314	\$0	0.0%
Financing Costs	8,259,194	8,259,194	8,259,194	\$0	0.0%
Audit/Accounting/Other	1,073,370	1,212,370	1,212,370	\$0	0.0%
Beale St Assessment	2,314,627	2,314,627	2,314,627	\$0	0.0%
Business Insurance	400,949	400,949	645,457	\$244,508	61.0%
Misc. Toll Administration Operating Expenses	1,920,000	1,920,000	1,920,000	\$0	0.0%
Consultant Contract/Other (Subtotal)	\$8,311,000	\$8,311,000	\$8,311,000	\$0	0.0%
ETC Marketing	\$4,850,000	\$4,850,000	\$4,850,000	\$0	0.0%
Other Operating Contracts	2,821,000	2,821,000	2,821,000	\$0	0.0%
Toll Plaza Traffic Operations Analysis	0	0	0	\$0	0.0%
RM2 Project Monitoring - Capital & Ops. Program	640,000	640,000	640,000	\$0	0.0%
Debt Service	\$546,105,299	\$546,105,299	\$546,105,299	\$0	0.0%
RM2 Marketing	\$4,590,000	\$4,590,000	\$4,590,000	\$0	0.0%
RM2 Transit Operating	\$44,612,000	\$44,612,000	\$44,612,000	\$0	0.0%
Total Operating Expense	\$759,037,379	\$761,349,555	\$778,194,063	\$16,844,508	2.2%
Transfers Out					
Transfers Out	\$38,189,586	\$38,189,586	\$38,389,586	\$200,000	0.5%
1% Administration Draw	\$9,817,170	\$9,817,170	\$9,817,170	\$0	0.0%
Additional 1% Administration Draw	9,440,308	9,440,308	9,440,308	\$0	0.0%
Transfer to ABAG SFEP from Additional 1% Administration Draw	376,862	376,862	376,862	\$0	0.0%
Transfer to MTC	2,330,879	2,330,879	2,530,879	\$200,000	8.6%
Transfer to Liability Reserve	8,155,000	8,155,000	8,155,000	\$0	0.0%
Transbay Transit Terminal Maintenance	5,969,367	5,969,367	5,969,367	\$0	0.0%
Transfer to BART for IG Contract	2,100,000	2,100,000	2,100,000	\$0	0.0%
Deposit to RM3 Account	\$228,928,000	\$228,928,000	\$228,928,000	\$0	0.0%
Provision for Depreciation/Amortization	\$0	\$0	\$0	\$0	0.0%
Extraordinary Operating Expenses	\$14,627,273	\$14,627,273	\$14,627,273	\$0	0.0%
Prior Year DMV Hold	14,627,273	14,627,273	14,627,273	\$0	0.0%
Total Transfers Out and One-Time Expenses	\$281,744,859	\$281,744,859	\$281,944,859	\$200,000	0.1%
Total Expenses	\$1,040,782,238	\$1,043,094,414	\$1,060,138,922	\$17,044,508	1.6%



BATA Resolution No. 169
Date: June 28, 2023
W.L.: 6953-6957
Revised: November 15, 2023
Revised: April 10, 2024

Attachment B
Bay Area Toll Authority
Capital Projects

BATA Transit Program

Program #		BATA Actuals Thru February 2023	BATA Budget Thru FY 2022-23	FY 2023-24	Life to Date Project Budget
6953	Core Capacity Challenge Program	\$ 169,329,948	\$ 250,000,000	-	\$ 250,000,000

Other Capital Projects (New)ⁱ

Program #		BATA Actuals Thru February 2023	BATA Budget Thru FY 2022-23	FY 2023-24 Amendment	Life to Date Project Budget
8451	I-580 Richmond Parkway Interchange Operational Improvements	\$ -	\$ -	\$ 7,000,000	\$ 7,000,000
8452	Cutting Blvd Transit Priority	-	-	3,000,000	3,000,000
				\$ 10,000,000	\$ 10,000,000

i - Other Capital Projects is a new capital fund budget funded by Regional Measure 3 and other non-BATA Rehab funds.



Attachment C-1
Bay Area Toll Authority
Rehabilitation Program Budget Summary

BATA Resolution

No. 169

Date: June 28, 2023

W.I.: 1255

Revised: November 15, 2023

NEW PROJECT

Toll Bridge Rehabilitation Program
Summary

	Life-to-Date Budget Thru 2023	2024	Life-to-Date Budget Thru 2024
Support	\$429,855,451	\$60,357,759	\$490,213,211
Capital	\$1,438,203,678	\$124,838,629	\$1,563,042,307
Total	\$1,868,059,129	\$185,196,388	\$2,053,255,518

Line No.	Project No.	EA Program	Bridge CCA	Description Status		Life-to-Date Budget Thru 2023	2024	Life-to-Date Budget Thru 2024
1	Completed		Var.	Completed/Closed Rehab Projects	Support	\$38,665,694		\$38,665,694
		REHAB 8030			Capital	\$78,636,635		\$78,636,635
					Total	\$117,302,329	\$0	\$117,302,329
2	CTR 0001	00297	SFO	Construct New Toll Operations Building***	Support	\$7,562,775		\$7,562,775
		REHAB 6825			Capital	\$0		\$0
					Total	\$7,562,775	\$0	\$7,562,775
3	CTR 0002	00394	RSR	RSR Maintenance Building***	Support	\$5,733,571		\$5,733,571
		REHAB 6814			Capital	\$4,480,035		\$4,480,035
					Total	\$10,213,606	\$0	\$10,213,606
4	CTR 0003	01090	ALL	Upgrade Existing SCADA System	Support	\$6,180,409		\$6,180,409
		REHAB 6828			Capital	\$5,597,591		\$5,597,591
					Total	\$11,778,001	\$0	\$11,778,001
5	CTR 0009	01407	SFO	Toll Plaza Median Landscaping***	Support	\$722,112		\$722,112
		REHAB 6825			Capital	\$202,181		\$202,181
					Total	\$924,293	\$0	\$924,293
6	CTR 0010	0120T	SFO	W4 Substation Upgrade, Foghorn Replacement,	Support	\$2,958,917		\$2,958,917
		REHAB 6825	BASE		Capital	\$11,883,015		\$11,883,015
					Total	\$14,841,932	\$0	\$14,841,932
7	CTR 0012	04082	SFO	Replace Substation Equipment on WS***	Support	\$957,644		\$957,644
		REHAB 6825			Capital	\$869,782		\$869,782
					Total	\$1,827,425	\$0	\$1,827,425
8	CTR 0013	04100	SMH	Resurface Orthotropic Deck	Support	\$7,838,078		\$7,838,078
		REHAB 6826		Deck Rehabilitation & 12KV Cable for Entire Bridge***	Capital	\$27,880,814		\$27,880,814
					Total	\$35,718,892	\$0	\$35,718,892
9	CTR 0014	3G460	Var.	Northern Bridge Structural Improvements***	Support	\$72,662		\$72,662
		REHAB 6828			Capital	\$0		\$0
					Total	\$72,662	\$0	\$72,662
10	CTR 0015	04224	SMH	Replace Elec Cable Hangers & Upgrade 12kv System***	Support	\$2,869,539		\$2,869,539
		REHAB 6826			Capital	\$2,777,316		\$2,777,316
					Total	\$5,646,855	\$0	\$5,646,855
11	CTR 0016	04225	DUM	Expansion Joint Rehabilitation***	Support	\$2,091,531		\$2,091,531
		REHAB 6827			Capital	\$2,700,672		\$2,700,672
					Total	\$4,792,203	\$0	\$4,792,203
12	CTR 0145	0120S	SFO	SFOBB East Span YBITS 1	Support	\$1,340,014		\$1,340,014
		REHAB 6825	YBI Resurfacing/BASE		Capital	\$21,690,860		\$21,690,860
				Replace Lighting w/ HPS Lighting System ***	Total	\$23,030,874	\$0	\$23,030,874
13	CTR 0018	04907	CAR	Replace Pier 3 Fender Structure Support and	Support	\$4,811,400		\$4,811,400
		REHAB 6813		Timber Fenders at Piers 2, 3, 4***	Capital	\$17,652,449		\$17,652,449
					Total	\$22,463,849	\$0	\$22,463,849
14	CTR 0027	1G250	SFO	Replace Lighting w/ HPS Lighting System (WB)***	Support	\$714,010		\$714,010
		REHAB 6825			Capital	\$0		\$0
					Total	\$714,010	\$0	\$714,010
15	CTR 0028	1G260	SFO	Replace Lighting w/ HPS Lighting System (EB)***	Support	\$554,232		\$554,232
		REHAB 6825			Capital	\$0		\$0
					Total	\$554,232	\$0	\$554,232
16	CTR 0031	1G660	SFO	SFOBB West Span Pathway	Support	\$1,579,392		\$1,579,392
		REHAB 6825			Capital	\$0		\$0
					Total	\$1,579,392	\$0	\$1,579,392
17	CTR 0032	1G720	SFO	Eyebar Monitoring System (ES)***	Support	\$207,931		\$207,931
		REHAB 6825			Capital	\$3,431,263		\$3,431,263
					Total	\$3,639,194	\$0	\$3,639,194
18	CTR 0147	2F000	SMH	Replace Damaged Transformer and Substation***	Support	\$53,276		\$53,276
		REHAB 6826			Capital	\$204,900		\$204,900
					Total	\$258,176	\$0	\$258,176
19	CTR 0035	2G420	ALL	ATCAS II Oversight***	Support	\$202,495		\$202,495
		REHAB 6828			Capital	\$0		\$0
					Total	\$202,495	\$0	\$202,495
20	CTR 0036	2G670	SMH	Cracked Girder Repairs***	Support	\$2,756,322		\$2,756,322
		REHAB 6826			Capital	\$4,033,186		\$4,033,186
					Total	\$6,789,509	\$0	\$6,789,509
21	CTR 0043	3G300	Var.	Replace Foghorns/Radar Beacons PID***	Support	\$67,738		\$67,738
		REHAB 6828			Capital	\$0		\$0
					Total	\$67,738	\$0	\$67,738
22	CTR 0045	3G442	SFO	Replace Seismic Dampeners (WS)	Support	\$10,136,000		\$10,136,000
		REHAB 6825			Capital	\$21,605,000		\$21,605,000
					Total	\$31,741,000	\$0	\$31,741,000
23	CTR 0048	3G487	SFO	West Span Super Structural (Floor Systems)	Support	\$3,664,669		\$3,664,669
		REHAB 6825			Capital	\$50,000,000	\$3,000,000	\$53,000,000
					Total	\$53,664,669	\$3,000,000	\$56,664,669



Attachment C-1
Bay Area Toll Authority
Rehabilitation Program Budget Summary

BATA Resolution

No. 169

Date: June 28, 2023

W.I.: 1255

Revised: November 15, 2023

NEW PROJECT

Toll Bridge Rehabilitation Program
Summary

	Life-to-Date Budget Thru 2023	2024	Life-to-Date Budget Thru 2024
Support	\$429,855,451	\$60,357,759	\$490,213,211
Capital	\$1,438,203,678	\$124,838,629	\$1,563,042,307
Total	\$1,868,059,129	\$185,196,388	\$2,053,255,518

Line No.	Project No.	EA Program	Bridge CCA	Description Status		Life-to-Date Budget Thru 2023	2024	Life-to-Date Budget Thru 2024
24	CTR 0049	3G470 REHAB 6828	Var.	Replace travelers and Rails PIDS***	Support	\$159,815		\$159,815
					Capital	\$0		\$0
					Total	\$159,815	\$0	\$159,815
25	CTR 0051	3G480 REHAB 6828	Var.	Caltrans PSR Planning Paint Bridge Structures PID ***	Support	\$64,164		\$64,164
					Capital	\$0		\$0
					Total	\$64,164	\$0	\$64,164
26	CTR 0052	3G484 REHAB 6814	RSR	Bridge Paint (Lower Deck Only) Part 1 ***	Support	\$7,778,247		\$7,778,247
					Capital	\$29,299,836		\$29,299,836
					Total	\$37,078,084	\$0	\$37,078,084
27	CTR 0053	3G486 REHAB 6826	SMH	Bridge Paint Part 1 ***	Support	\$8,402,126		\$8,402,126
					Capital	\$50,885,407		\$50,885,407
					Total	\$59,287,533	\$0	\$59,287,533
28	CTR 0055	3G474 REHAB 6814	RSR	Structural Steel Painting (Lower Deck and Towers) 2nd Phase	Support	\$5,372,000		\$5,372,000
					Capital	\$48,815,000		\$48,815,000
					Total	\$54,187,000	\$0	\$54,187,000
29	CTR 0056	4A860 REHAB 6825	SFO	Repair Timber Fender at W5***	Support	\$335,109		\$335,109
					Capital	\$1,429,316		\$1,429,316
					Total	\$1,764,424	\$0	\$1,764,424
30	CTR 0057	4G280 REHAB 6825	SFO	Toll Plaza Renovation Oversight***	Support	\$352,488		\$352,488
					Capital	\$0		\$0
					Total	\$352,488	\$0	\$352,488
31	CTR 0058	4G290 REHAB 6825	SFO	Toll Plaza Crash Cushion and Pump Station Oversight ***	Support	\$396,591		\$396,591
					Capital	\$0		\$0
					Total	\$396,591	\$0	\$396,591
32	CTR 0059	91206 REHAB 8629	ALL	OSM Rehab Planning***	Support	\$158,660		\$158,660
					Capital	\$0		\$0
					Total	\$158,660	\$0	\$158,660
33	CTR 0064	97037 REHAB 8033	ANT	Toll Plaza Rehab Projects***	Support	\$0		\$0
					Capital	\$179,979		\$179,979
					Total	\$179,979	\$0	\$179,979
34	CTR 0065	97047 REHAB 8033	SFO	Toll Plaza Rehab Projects***	Support	\$0		\$0
					Capital	\$3,386		\$3,386
					Total	\$3,386	\$0	\$3,386
35	CTR 0078	3G462 REHAB 6812	BM	Floor Beam Mitigation Phase 1 (Modification of stringer floor beams due to fatigue cracking) and Bearing Shear Bolts	Support	\$2,132,800		\$2,132,800
					Capital	\$971,200		\$971,200
					Total	\$3,104,000	\$0	\$3,104,000
36	CTR 0088	3G403 REHAB 6813	CAR	Anchororage Modification, Drainage Improvements, Polyester Concrete Overlay (1958) and Ped Replace Joint Seals (1958) ***	Support	\$3,695,965		\$3,695,965
					Capital	\$8,165,909		\$8,165,909
					Total	\$11,861,874	\$0	\$11,861,874
37	CTR 0097	3G305 REHAB 6828	Var.	Replace Fog Horns, Radar Beacons and Related Electrical Systems on Southern Bridges	Support	\$2,979,498		\$2,979,498
					Capital	\$4,291,623		\$4,291,623
					Total	\$7,271,121	\$0	\$7,271,121
38	CTR 0107	3G364 REHAB 6814	RSR	Substations Upgrade (4 locations) upgrade from 4,160V to 15kV replace power cable 12kV	Support	\$5,187,726		\$5,187,726
					Capital	\$12,500,000		\$12,500,000
					Total	\$17,687,726	\$0	\$17,687,726
39	CTR 0119	3G307 REHAB 6825	SFO	Fog Horns (West Spans)***	Support	\$339,821		\$339,821
					Capital	\$0		\$0
					Total	\$339,821	\$0	\$339,821
40	CTR 0120	3G444 REHAB 6825	SFO	Main Cable Wrap Investigations Phase 1	Support	\$3,523,000	\$1,500,000	\$5,023,000
					Capital	\$14,000,000	\$14,000,000	\$28,000,000
					Total	\$17,523,000	\$15,500,000	\$33,023,000
41	CTR 0121	3G477 REHAB 6825	SFO	Traveler Replacements and Rail Upgrades	Support	\$380,000		\$380,000
					Capital	\$0		\$0
					Total	\$380,000	\$0	\$380,000
42	CTR 0126	3G448 REHAB 6825	SFO	W1 to W7 Concrete Column Repair and Seal	Support	\$300,000		\$300,000
					Capital	\$0		\$0
					Total	\$300,000	\$0	\$300,000
43	CTR 0129	3G457 REHAB 6825	SFO	SFOBB - Replace Joint Seals (Upper & Lower Deck); RSR - Replace Joint Seals (Upper Deck) and Resurfacing***	Support	\$3,905,504		\$3,905,504
					Capital	\$5,368,882		\$5,368,882
					Total	\$9,274,386	\$0	\$9,274,386
44	CTR 0134	4H970 REHAB 6825	SFO	Gateway Park Oversight and Link (4H971) PAED	Support	\$1,910,000		\$1,910,000
					Capital	\$0		\$0
					Total	\$1,910,000	\$0	\$1,910,000
45	CTR 0147	01408 REHAB 6825	SFO	SFOBB Maintenance Complex Maintenance Complex***	Support	\$2,915,337		\$2,915,337
					Capital	\$41,587,338		\$41,587,338
					Total	\$44,502,675	\$0	\$44,502,675
46	CTR 0148	01410 REHAB 6825	SFO	SFOBB Maintenance Complex Maintenance Warehouse Phase 2***	Support	\$0		\$0
					Capital	\$18,414,937		\$18,414,937
					Total	\$18,414,937	\$0	\$18,414,937



Attachment C-1
Bay Area Toll Authority
Rehabilitation Program Budget Summary

BATA Resolution

No. 169

Date: June 28, 2023

W.I.: 1255

Revised: November 15, 2023

NEW PROJECT

Toll Bridge Rehabilitation Program
Summary

	Life-to-Date Budget Thru 2023	2024	Life-to-Date Budget Thru 2024
Support	\$429,855,451	\$60,357,759	\$490,213,211
Capital	\$1,438,203,678	\$124,838,629	\$1,563,042,307
Total	\$1,868,059,129	\$185,196,388	\$2,053,255,518

Line No.	Project No.	EA Program	Bridge CCA	Description Status		Life-to-Date Budget Thru 2023	2024	Life-to-Date Budget Thru 2024
47	CTR 0151	3G443 REHAB 6825	SFO	Replace Grating Shields and Access Ladders***	Support	\$1,715,469		\$1,715,469
					Capital	\$1,473,044		\$1,473,044
					Total	\$3,188,512	\$0	\$3,188,512
48	CTR 0152	0120M REHAB 6825	SFO	Toll Plaza Repaving***	Support	\$825,782		\$825,782
					Capital	\$7,450,000		\$7,450,000
					Total	\$8,275,782	\$0	\$8,275,782
49	CTR 0153	1G310 REHAB 6825	SFO	Toll Plaza Repaving***	Support	\$0		\$0
					Capital	\$1,602,286		\$1,602,286
					Total	\$1,602,286	\$0	\$1,602,286
50	CTR 0154	3G440 REHAB 6825	SFO	Various Structural PIDS***	Support	\$159,900		\$159,900
					Capital	\$0		\$0
					Total	\$159,900	\$0	\$159,900
51	CTR 0155	3G450 REHAB 6828	VAR	Bridge Joint Seals***	Support	\$57,611		\$57,611
					Capital	\$0		\$0
					Total	\$57,611	\$0	\$57,611
52	CTR 0156	3G390 REHAB 6828	VAR	Bridge Lighting***	Support	\$99,415		\$99,415
					Capital	\$0		\$0
					Total	\$99,415	\$0	\$99,415
53	CTR 0157	3G400 REHAB 6828	VAR	Bridge Overlays***	Support	\$134,556		\$134,556
					Capital	\$0		\$0
					Total	\$134,556	\$0	\$134,556
54	CTR 0158	0120F REHAB 6825	SFO	East Span Base ***	Support	\$0		\$0
					Capital	\$1,930,691		\$1,930,691
					Total	\$1,930,691	\$0	\$1,930,691
55	CTR 0159	2J870 REHAB 6825	SFO	West Span BASE***	Support	\$938,249		\$938,249
					Capital	\$8,790,393		\$8,790,393
					Total	\$9,728,641	\$0	\$9,728,641
56	CTR 0160	4H180 REHAB 6825	SFO	Refill Seismic Dampeners***	Support	\$22,052		\$22,052
					Capital	\$252,546		\$252,546
					Total	\$274,597	\$0	\$274,597
57	CTR 0163	3G447 REHAB 6825	SFO	Rebuild Damaged Fender System *** W6	Support	\$238,798		\$238,798
					Capital	\$772,842		\$772,842
					Total	\$1,011,640	\$0	\$1,011,640
58	CTR 0182	3G478 REHAB 6828	Var	PID - Water Line System Air Compressor, Airlines	Support	\$193,307		\$193,307
					Capital	\$0		\$0
					Total	\$193,307	\$0	\$193,307
59	CTR 0201	0J120 REHAB 6814	RSR	Replace Expansion Joint at Pier 44E***	Support	\$68,600		\$68,600
					Capital	\$270,000		\$270,000
					Total	\$338,600	\$0	\$338,600
60	CTR 0202	0J870 REHAB 6825	SFO	Install Air Gap Monitoring System***	Support	\$95,994		\$95,994
					Capital	\$128,755		\$128,755
					Total	\$224,749	\$0	\$224,749
61	CTR 0203	3G360 REHAB 6828	Var.	Replace Various Navigational and Utility Equipment Supplemental PID***	Support	\$127,649		\$127,649
					Capital	\$0		\$0
					Total	\$127,649	\$0	\$127,649
62	CTR 0204	3G301 REHAB 6828	Var.	Replace Fog Horns, Radar Beacons and Related Electrical Systems on Northern Bridges	Support	\$4,956,394		\$4,956,394
					Capital	\$6,000,000		\$6,000,000
					Total	\$10,956,394	\$0	\$10,956,394
63	CTR 0206	2J680 REHAB 6814	RSR	RSR Access – PPUL Oversight	Support	\$3,500,000		\$3,500,000
					Capital	\$0		\$0
					Total	\$3,500,000	\$0	\$3,500,000
64	CTR 0212	3G368 REHAB 6828	Var	Substation and Power Cable	Support	\$219,112		\$219,112
					Capital	\$0		\$0
					Total	\$219,112	\$0	\$219,112
65	CTR 0213	01412 REHAB 6825	SFO	CT Oversight of Bridge Yard (IERBYS Building Slab) ***	Support	\$276,198		\$276,198
					Capital	\$0		\$0
					Total	\$276,198	\$0	\$276,198
66	CTR 0214	01413 REHAB 6825	SFO	CT Oversight of Bridge Yard (IERBYS Building Retrofit)***	Support	\$476,178		\$476,178
					Capital	\$0		\$0
					Total	\$476,178	\$0	\$476,178
67	CTR 0215	2J190 REHAB 6825	SFO	Replace transverse expansion joints *** West Span	Support	\$1,309,010		\$1,309,010
					Capital	\$1,944,698		\$1,944,698
					Total	\$3,253,708	\$0	\$3,253,708
68	CTR 0216	2J410 REHAB 6813	CARQ	Al Zampa (CARQ) Joint Repair ***	Support	\$146,672		\$146,672
					Capital	\$183,592		\$183,592
					Total	\$330,265	\$0	\$330,265
69	CTR 0217	2J400 REHAB 6825	SFO	I-880 Overhead Signage and Delineation Upgrade Oversight***	Support	\$46,649		\$46,649
					Capital	\$0		\$0
					Total	\$46,649	\$0	\$46,649



Attachment C-1
Bay Area Toll Authority
Rehabilitation Program Budget Summary

BATA Resolution

No. 169

Date: June 28, 2023

W.I.: 1255

Revised: November 15, 2023

NEW PROJECT

Toll Bridge Rehabilitation Program
Summary

	Life-to-Date Budget Thru 2023	2024	Life-to-Date Budget Thru 2024
Support	\$429,855,451	\$60,357,759	\$490,213,211
Capital	\$1,438,203,678	\$124,838,629	\$1,563,042,307
Total	\$1,868,059,129	\$185,196,388	\$2,053,255,518

Line No.	Project No.	EA Program	Bridge CCA	Description Status		Life-to-Date Budget Thru 2023	2024	Life-to-Date Budget Thru 2024
70	CTR 0219	OK220 REHAB 6825	SFO	Metering Lights Upgrade Oversight	Support	\$2,100,000		\$2,100,000
					Capital	\$0		\$0
					Total	\$2,100,000	\$0	\$2,100,000
71	CTR 0222	TBD REHAB 6825	SFO	SFOBB Maintenance Administration	Support	\$0		\$0
					Capital	\$478,064	\$500,000	\$978,064
					Total	\$478,064	\$500,000	\$978,064
72	CTR 0225	4J710 REHAB 6814	RSR	RSR Access - Bike Ped Oversight	Support	\$855,000		\$855,000
					Capital	\$0		\$0
					Total	\$855,000	\$0	\$855,000
73	CTR 0226	1K450 REHAB 8033	SFO	Roof Repairs at Sterling Substation	Support	\$72,000		\$72,000
				Minor Rehab***	Capital	\$119,999		\$119,999
					Total	\$191,999	\$0	\$191,999
74	CTR 0227	1K470 REHAB 8033	SMH	Roof Repairs at toll admin building (Toll Plaza)	Support	\$60,000		\$60,000
				Minor Rehab***	Capital	\$99,550		\$99,550
					Total	\$159,550	\$0	\$159,550
75	CTR 0228	1K460 REHAB 8033	BM	Bird abatement at Benicia Toll Plaza	Support	\$150,000		\$150,000
				Minor Rehab***	Capital	\$249,950		\$249,950
					Total	\$399,950	\$0	\$399,950
76	CTR 0229	OK691 REHAB 6825	SFO	Install Grease Caps and Repair Pre-stress Tendons	Support	\$1,188,816		\$1,188,816
				East Span- Director's Order**	Capital	\$3,318,043		\$3,318,043
					Total	\$4,506,859	\$0	\$4,506,859
77	CTR 0230	3G482 REHAB 6812	BM	Repair Seismic Joint - Pier 3	Support	\$148,912		\$148,912
				Director's Order***	Capital	\$250,846		\$250,846
					Total	\$399,758	\$0	\$399,758
78	CTR 0232	2K960 REHAB 6825	SFO	YBI Tunnel Concrete Repair	Support	\$811,591		\$811,591
					Capital	\$1,463,409		\$1,463,409
					Total	\$2,275,000	\$0	\$2,275,000
79	CTR 0233	3G445 REHAB 6825	SFO	Fender Repair	Support	\$735,111		\$735,111
				Director's Order***	Capital	\$4,302,040		\$4,302,040
					Total	\$5,037,151	\$0	\$5,037,151
80	CTR 0234	2K560 REHAB 6825	SFO	Repair SFOBB Seismic Dampers	Support	\$185,712		\$185,712
				Director's Order***	Capital	\$279,263		\$279,263
					Total	\$464,976	\$0	\$464,976
81	CTR 0243	OW140 REHAB 6825	SFO	Replace Fender System and Skirt Modifications	Support	\$7,000,000		\$7,000,000
					Capital	\$0		\$0
					Total	\$7,000,000	\$0	\$7,000,000
82	CTR 0244	TBD REHAB 6814	RSR	TBD Work on RSR lower deck, towers, columns, travelers	Support	\$0		\$0
					Capital	\$0		\$0
					Total	\$0	\$0	\$0
83	CTR 0245	OP560 REHAB 6828	Var.	Install BASE radio links	Support	\$300,583		\$300,583
				Director's Order ***	Capital	\$483,201		\$483,201
					Total	\$783,784	\$0	\$783,784
84	CTR 0246	OQ470 REHAB 6825	SFO	East Span Skyway Polyester Concrete Overlay Repairs	Support	\$22,760		\$22,760
				Director's Order ***	Capital	\$183,163		\$183,163
					Total	\$205,922	\$0	\$205,922
85	CTR 0247	1Q490 REHAB 6825	SFO	East Span Replace Expansion Joint Panels	Support	\$97,631		\$97,631
				Director's Order ***	Capital	\$302,369	-\$132,973	\$169,396
					Total	\$400,000	-\$132,973	\$267,027
86	CTR 0248	1Q500 REHAB 6812	BM	Repair Water Line	Support	\$118,911		\$118,911
				Director's Order ***	Capital	\$230,583		\$230,583
					Total	\$349,494	\$0	\$349,494
87	CTR 0249	1Q360 REHAB 6825	SFO	SFOBB Replace Seismic Joint Headers and Strip Seals	Support	\$195,905		\$195,905
				(West Approach & Anchorage)	Capital	\$163,601		\$163,601
				Director's Order ***	Total	\$359,506	\$0	\$359,506
88	CTR 0250	1Q950 REHAB 6825	SFO	SFOBB YBI tunnel Repair Fire Suppression System	Support	\$646,850		\$646,850
				Director's Order ***	Capital	\$314,000	-\$132,843	\$181,157
					Total	\$960,850	-\$132,843	\$828,007
89	CTR 0251	2Q910 REHAB 8033	Var	High Mast Arm Light (HMAL) repair and conversion to LED***	Support	\$100,000	-\$96,730	\$3,270
					Capital	\$1,925,000	-\$1,185,665	\$739,335
					Total	\$2,025,000	-\$1,282,395	\$742,605
90	CTR 0252	OP680 REHAB 8033	CAR	Toll Plaza Asphalt Paving and Polyester Overlay***	Support	\$0		\$0
					Capital	\$908,118		\$908,118
					Total	\$908,118	\$0	\$908,118
91	CTR 0253	2Q930 REHAB 8033	SMH	Toll Admin bldg.: Remove underground diesel storage tank (UST)	Support	\$12,500	-\$12,500	\$0
				***	Capital	\$250,000	-\$156,442	\$93,558
					Total	\$262,500	-\$168,942	\$93,558
92	CTR 0254	2Q920 REHAB 8033	Var	Toll Paint Facility and Plaza – Replace Metals Doors And Other Upgrades	Support	\$0	\$0	\$0
				***	Capital	\$450,000	-\$296,310	\$153,690
					Total	\$450,000	-\$296,310	\$153,690



Attachment C-1
Bay Area Toll Authority
Rehabilitation Program Budget Summary

BATA Resolution

No. 169

Date: June 28, 2023

W.I.: 1255

Revised: November 15, 2023

NEW PROJECT

Toll Bridge Rehabilitation Program
Summary

	Life-to-Date Budget Thru 2023	2024	Life-to-Date Budget Thru 2024
Support	\$429,855,451	\$60,357,759	\$490,213,211
Capital	\$1,438,203,678	\$124,838,629	\$1,563,042,307
Total	\$1,868,059,129	\$185,196,388	\$2,053,255,518

Line No.	Project No.	EA Program	Bridge CCA	Description Status		Life-to-Date Budget Thru 2023	2024	Life-to-Date Budget Thru 2024
93	CTR 0258	TBD REHAB 6811	ANT	Replace Fender System	Support Capital Total	\$70,000 \$0 \$70,000		\$70,000 \$0 \$70,000
94	CTR 0261	3G488 REHAB 6826	SMH	Structural Steel Painting (Towers)	Support Capital Total	\$1,320,000 \$9,037,000 \$10,357,000		\$1,320,000 \$9,037,000 \$10,357,000
95	CTR 0262	2Q980 REHAB 6812	BM	Repair Expansion Joint Assemblies ***	Support Capital Total	\$500,000 \$1,950,000 \$2,450,000	-\$126,245 -\$1,206,458 -\$1,332,703	\$373,755 \$743,542 \$1,117,297
96	CTR 0263	3G454 REHAB 6826	SMH	Concrete Repairs on SMHB Spandrel beam and bent caps	Support Capital Total	\$6,964,000 \$28,372,000 \$35,336,000		\$6,964,000 \$28,372,000 \$35,336,000
97	CTR 0264	01358 REHAB 6825	SFO	SFOBB East Span Pier Retention-CMGC	Support Capital Total	\$0 \$787,344 \$787,344		\$0 \$787,344 \$787,344
98	CTR 0265	2Q360 REHAB 6825	SFO	SFOBB WS Remove Truss Web Scaffolds ***	Support Capital Total	\$220,000 \$550,000 \$770,000	-\$138,544 -\$14,227 -\$152,771	\$81,456 \$535,773 \$617,229
99	CTR 0266	01411 REHAB 6825	SFO	Construct Maintenance Building and Parking Lot (MC3-Training Center) ***	Support Capital Total	\$0 \$10,000,000 \$10,000,000		\$0 \$10,000,000 \$10,000,000
100	CTR 0267	3Q940 REHAB 6814	RSR	Reconstruct sliding plate joints upper deck - 31 joints***	Support Capital Total	\$2,600,000 \$8,370,000 \$10,970,000		\$2,600,000 \$8,370,000 \$10,970,000
101	CTR 0268	4Q340 REHAB 6814	RSR	Richmond-San Rafael Bridge Truss Straightening Repair vehicle collision damage Director's Order	Support Capital Total	\$460,000 \$1,400,000 \$1,860,000		\$460,000 \$1,400,000 \$1,860,000
102	CTR 0271	TBD REHAB 6825	SFO	Structural Steel Paint System, Truss Web North and South, spans 1-6	Support Capital Total	\$0 \$0 \$0		\$0 \$0 \$0
103	CTR 0272	TBD REHAB 6812	BM	Replace 480V power cable, utility transformers and utility panels (Old Bridge)	Support Capital Total	\$0 \$0 \$0		\$0 \$0 \$0
104	CTR 0273	TBD REHAB 6812	BM	Repair 12KV Transfer Scheme and connect it with SCADA for remote control and monitoring	Support Capital Total	\$0 \$0 \$0		\$0 \$0 \$0
105	CTR 0277	TBD REHAB 6827	DUM	Air Compressor, Pier 44- Replace	Support Capital Total	\$0 \$0 \$0		\$0 \$0 \$0
106	CTR 0278	TBD REHAB 6826	SMH	Replace Generators	Support Capital Total	\$0 \$0 \$0		\$0 \$0 \$0
107	CTR 0279	TBD REHAB 8629	VAR	Replace Generators for Dum and RSR	Support Capital Total	\$0 \$0 \$0		\$0 \$0 \$0
108	CTR 0282	TBD REHAB 6828	VAR	Existing Water Line System, Air compressor and Air lines North Bridges	Support Capital Total	\$0 \$0 \$0		\$0 \$0 \$0
109	CTR 0288	1AA40 REHAB 6825	SFO	Air Compressors at YBI Substation Director's Order ***	Support Capital Total	\$278,000 \$1,162,000 \$1,440,000	-\$152,562 -\$32,187 -\$184,749	\$125,438 \$1,129,813 \$1,255,251
110	CTR 0289	TBD REHAB 6826	SMH	Air Compressors at Bridge and Pier 1- Replace	Support Capital Total	\$0 \$0 \$0		\$0 \$0 \$0
111	CTR 0290	1AA60 REHAB 6825	SFO	Repair armored joint Assemblies on SFOBB Director's Order ***	Support Capital Total	\$270,000 \$760,000 \$1,030,000	-\$72,878 -\$25,813 -\$98,691	\$197,122 \$734,187 \$931,309
112	CTR 0291	1AC70 REHAB 8629	Var	SMHB Toll Admin Building Repairs and Replace HVAC System at RSR Paint facility ***	Support Capital Total	\$53,380 \$35,005 \$88,386		\$53,380 \$31,625 \$85,006
113	CTR 0292	1AA20 REHAB 8629	RSR	Replace roof at RSR Paint facility ***	Support Capital Total	\$0 \$48,900 \$48,900		\$0 \$48,900 \$48,900
114	CTR 0293	1AC00 REHAB 6825	SFO	Repair burned rest area facility at SFOBB in Oakland Director's Order ***	Support Capital Total	\$50,000 \$230,000 \$280,000	\$2,853 -\$185,662 -\$182,809	\$52,853 \$44,338 \$97,191
115	CTR 0294	2AC50 REHAB 6813	CAR	Repair burned electrical facilities at Carquinez Bridge Toll Plaza in Solano County Director's Order ***	Support Capital Total	\$300,000 \$1,000,000 \$1,300,000	-\$56,466 -\$492,143 -\$548,609	\$243,534 \$507,857 \$751,391



Attachment C-1
Bay Area Toll Authority
Rehabilitation Program Budget Summary

BATA Resolution

No. 169

Date: June 28, 2023

W.I.: 1255

Revised: November 15, 2023

NEW PROJECT

Toll Bridge Rehabilitation Program
Summary

	Life-to-Date Budget Thru 2023	2024	Life-to-Date Budget Thru 2024
Support	\$429,855,451	\$60,357,759	\$490,213,211
Capital	\$1,438,203,678	\$124,838,629	\$1,563,042,307
Total	\$1,868,059,129	\$185,196,388	\$2,053,255,518

Line No.	Project No.	EA Program	Bridge CCA	Description Status		Life-to-Date Budget Thru 2023	2024	Life-to-Date Budget Thru 2024
116	CTR 0295	01359 REHAB 6825	SFO	SFOBB environmental close out	Support	\$6,300,000		\$6,300,000
					Capital	\$4,200,000		\$4,200,000
					Total	\$10,500,000	\$0	\$10,500,000
117	CTR 0296	2AC10 REHAB 6813	CAR	Repair burned toll facilities and vista point at Carquinez Bridge Toll Plaza in Solano County	Support	\$1,600,000		\$1,600,000
				Director's Order ***	Capital	\$5,320,000		\$5,320,000
					Total	\$6,920,000		\$6,920,000
118	CTR 0297	1W080 REHAB 6827	DUM	Pier 31 Dumbarton Seismic Joint	Support	\$152,000	\$23,905	\$175,905
				Director's Order ***	Capital	\$333,000	\$132,711	\$200,289
					Total	\$485,000	-\$108,807	\$376,193
119	CTR 0298	TBD REHAB 6826	SMH	Replace Booster Pump & Fire Pump Controllers	Support	\$0		\$0
					Capital	\$0		\$0
					Total	\$0	\$0	\$0
120	CTR 0299	1W350 REHAB 6825	SFO	Modify SAS Tower Elevator Landings	Support	\$152,000	-\$100,396	\$51,604
				Director's Order ***	Capital	\$333,000	-\$115,012	\$217,988
					Total	\$485,000	-\$215,408	\$269,592
121	CTR 0300	1W340 REHAB 6814	RSR	Repair Car Fire Damage on RSR	Support	\$110,000	-\$29,933	\$80,067
				Director's Order ***	Capital	\$160,000	-\$73,034	\$86,966
					Total	\$270,000	-\$102,967	\$167,033
122	CTR 0301	1W330 REHAB 6825	SFO	Repair Overlay and Joint	Support	\$280,000	-\$174,937	\$105,063
				Director's Order ***	Capital	\$780,000	-\$396,189	\$383,811
					Total	\$1,060,000	-\$571,126	\$488,874
123	CTR 0302	2Q280 REHAB 6827	DUM	Dumbarton Bridge Operational Improvements	Support	\$0		\$0
				Oversight	Capital	\$0		\$0
					Total	\$0	\$0	\$0
124	CTR 0303	1W670 REHAB 6825	SFO	SFOBB Repair Expansion Joint on lower deck span W2	Support	\$152,000	-\$61,358	\$90,642
				District Director's Order ***	Capital	\$333,000	-\$152,440	\$180,560
					Total	\$485,000	-\$213,798	\$271,202
125	CTR 0304	1W060 REHAB 6825	SFO	SFOBB Rehabilitate Fire Protection System at YBI Tunnel	Support	\$6,024,150		\$6,024,150
				Director's Order	Capital	\$15,430,000		\$15,430,000
					Total	\$21,454,150	\$0	\$21,454,150
126	CTR 0305	1W720 REHAB 6825	SFO	SFOBB Replace Finger Joint Support Expansion Shoe Plates	Support	\$152,000	\$38,416	\$190,416
				District Director's Order ***	Capital	\$333,000	-\$191,287	\$141,713
					Total	\$485,000	-\$152,871	\$332,129
127	CTR 0306	1W970 REHAB 6826	SMH	SMH Replace Fire Damaged Polyester Concrete Overlay	Support	\$152,000	-\$99,867	\$52,133
				District Director's Order ***	Capital	\$200,000	-\$133,595	\$66,405
					Total	\$352,000	-\$233,461	\$118,539
128	CTR 0307	2W120 REHAB 6814	RSR	Richmond-San Rafael Bridge Gusset Plate Strengthening	Support	\$2,800,000		\$2,800,000
					Capital	\$10,300,000		\$10,300,000
					Total	\$13,100,000	\$0	\$13,100,000
129	CTR 0308	2W690 REHAB 6825	SFO	Repair the fog warning system on the East Span	Support	\$152,000		\$152,000
					Capital	\$333,000		\$333,000
					Total	\$485,000	\$0	\$485,000
130	CTR 0309	1Y690 REHAB 6826	SMH	Trestle Repairs Ph 2	Support	\$400,000		\$400,000
					Capital	\$0		\$0
					Total	\$400,000	\$0	\$400,000
131	CTR 0310	TBD REHAB 6825	SFO	Main Cable Wrap West Span (Ph 2)	Support	\$0		\$0
					Capital	\$0		\$0
					Total	\$0	\$0	\$0
132	CTR 0311	TBD REHAB 6814	RSR	Replace Existing Damper	Support	\$0		\$0
					Capital	\$0		\$0
					Total	\$0	\$0	\$0
133	CTR 0312	TBD REHAB 6814	RSR	Structural Steel Paint, Superstructure and Upper Towers- Rehab	Support	\$0		\$0
					Capital	\$0		\$0
					Total	\$0	\$0	\$0
134	CTR 0313	0W030 REHAB 6814	RSR	I-580 Richmond-San Rafael Bridge Forward CT Oversight	Support	\$228,080	\$268,000	\$496,080
				Open Road Tolling and HOV Lane	Capital	\$0		\$0
					Total	\$228,080	\$268,000	\$496,080
135	CTR 0314	3W830 REHAB 6825	SFO	Repair fire damaged polyester concrete overlay and joint seal at the westbound upper deck, Director's Order	Support	\$120,000		\$120,000
					Capital	\$200,000		\$200,000
					Total	\$320,000	\$0	\$320,000
136	CTR 0315	4W010 REHAB 6825	SFO	Interim repair of the SFOBB West Span fender system, Piers W3, W4, W5, and W6	Support	\$1,825,000		\$1,825,000
					Capital	\$7,300,000		\$7,300,000
					Total	\$9,125,000	\$0	\$9,125,000
137	CTR 0316	0Y530 REHAB 6814	RSR	Director's Order: Fire damage repair on Richmond-San Rafael bridge	Support	\$400,000		\$400,000
					Capital	\$850,000		\$850,000
					Total	\$1,250,000	\$0	\$1,250,000
138	CTR 0317	92602 REHAB 6828	ALL	Caltrans Asset Management	Support	\$2,295,000	\$1,574,000	\$3,869,000
					Capital	\$0		\$0
					Total	\$2,295,000	\$1,574,000	\$3,869,000



Attachment C-1
Bay Area Toll Authority
Rehabilitation Program Budget Summary

BATA Resolution No. 169
Date: June 28, 2023
W.I.: 1255
Revised: November 15, 2023

NEW PROJECT

Toll Bridge Rehabilitation Program
Summary

	Life-to-Date Budget Thru 2023	2024	Life-to-Date Budget Thru 2024
Support	\$429,855,451	\$60,357,759	\$490,213,211
Capital	\$1,438,203,678	\$124,838,629	\$1,563,042,307
Total	\$1,868,059,129	\$185,196,388	\$2,053,255,518

Line No.	Project No.	EA Program	Bridge CCA	Description Status		Life-to-Date Budget Thru 2023	2024	Life-to-Date Budget Thru 2024
139	CTR 0318	4W950 REHAB 6825	SFO	Director's Order: YBI Electrical Repairs for SFOBB systems	Support	\$520,000		\$520,000
					Capital	\$1,740,000		\$1,740,000
					Total	\$2,260,000	\$0	\$2,260,000
140	CTR 0319	3G452 REHAB 6812	BM	Replace Joint Seals (1962) and Expansion Joints Repair, Reconstruct Seismic Joints (New Bridge)	Support	\$450,000		\$450,000
					Capital	\$0		\$0
					Total	\$450,000	\$0	\$450,000
141	CTR 0320	TBD REHAB 6814	RSR	Structural Steel Painting (Tower) 3rd Phase	Support	\$1,000,000		\$1,000,000
					Capital	\$0		\$0
					Total	\$1,000,000	\$0	\$1,000,000
142	CTR 0321	TBD REHAB 6813	CAR	Seismic Transmission Unit (STU) Replacement	Support	\$300,000		\$300,000
					Capital	\$0		\$0
					Total	\$300,000	\$0	\$300,000
143	CTR 0322	TBD REHAB 8033	BM	Modify Existing Garage Fence and Repair Fire Proofing Material	Support	\$500,000		\$500,000
					Capital	\$0		\$0
					Total	\$500,000	\$0	\$500,000
144	CTR 0323	17Y20 REHAB 6825	SFOBB	Armor Joint Reconstruction	Support	\$2,000,000		\$2,000,000
					Capital	\$0		\$0
					Total	\$2,000,000	\$0	\$2,000,000
145	CTR 0324	3W490 REHAB 6825	SFOBB	Structural Steel Paint (Towers)	Support	\$0		\$0
					Capital	\$0		\$0
					Total	\$0	\$0	\$0
146	CTR 0325	1Y700 REHAB 6813	CAR	Al Zampa (CARQ) Bridge Deck Rehabilitation	Support	\$700,000		\$700,000
					Capital	\$0		\$0
					Total	\$700,000	\$0	\$700,000
147	CTR 0326	2W520 REHAB 6828	Var.	BATA ORT support for Northern bridges (ANT, BM, CARQ) Oversight	Support	\$175,000		\$175,000
					Capital	\$0		\$0
					Total	\$175,000	\$0	\$175,000
148	CTR 0327	1Y890 REHAB 6828	Var.	BATA ORT support for Southern bridges (SMH, DM) Oversight	Support	\$800,000		\$800,000
					Capital	\$0		\$0
					Total	\$800,000	\$0	\$800,000
149	CTR 0328	0Y450 REHAB 6825	SFOBB	BATA ORT support for SFOBB Oversight	Support			\$0
					Capital			\$0
					Total	\$0	\$0	\$0
150	CTR 0329	2Y130 REHAB 6813	CAR	Director's Order: CARQ Repair fire damaged conduit, paint, and deck overlay	Support	\$310,000		\$310,000
					Capital	\$650,000		\$650,000
					Total	\$960,000	\$0	\$960,000
151	CTR 0330	TBD REHAB 6828	Var.	USGS Monitoring Station	Support		\$150,000	\$150,000
					Capital		\$150,000	\$150,000
					Total		\$300,000	\$300,000
152	CTR 0060	91207 REHAB 6828	Var.	Caltrans Capital Coordination	Support	\$11,668,000	\$1,000,000	\$12,668,000
					Capital	\$0		\$0
					Total	\$11,668,000	\$1,000,000	\$12,668,000
153	CTR 0061	93030 REHAB 6828	ALL	Toll Bridge Inspections	Support	\$44,620,000	\$7,110,000	\$51,730,000
					Capital	\$0		\$0
					Total	\$44,620,000	\$7,110,000	\$51,730,000
154	CTR 0062	93870 REHAB 6828	ALL	Base Security	Support	\$21,940,000	\$4,860,000	\$26,800,000
					Capital	\$0		\$0
					Total	\$21,940,000	\$4,860,000	\$26,800,000
155	CTR 0235	92685 REHAB 6828	Var.	Structural Steel Paint by State Forces	Support	\$59,480,000	\$17,840,000	\$77,320,000
					Capital	\$0		\$0
					Total	\$59,480,000	\$17,840,000	\$77,320,000
156	CTR 0069	97708 REHAB 6828	Var.	Caltrans ETC Traffic Operations Support	Support	\$8,550,000	\$400,000	\$8,950,000
					Capital	\$0		\$0
					Total	\$8,550,000	\$400,000	\$8,950,000
157	CTR 0269	TBD REHAB 6828	Var.	Bridge Facilities Capital Rehab by State forces	Support	\$270,000		\$270,000
					Capital	\$890,000		\$890,000
					Total	\$1,160,000	\$0	\$1,160,000
158	CTR 0270	TBD REHAB 6828	Var.	TBD Paint	Support	\$0		\$0
					Capital	\$1,846,000	\$41,000,000	\$42,846,000
					Total	\$1,846,000	\$41,000,000	\$42,846,000
159	CTR 0331	TBD REHAB 6828	Var.	PID	Support		\$100,000	\$100,000
					Capital			\$0
					Total		\$100,000	\$100,000
160	CTR Res	CTR Res REHAB 6829	Var.	Caltrans Program Contingency	Support	\$11,568,000	\$24,600,000	\$36,168,000
					Capital	\$75,000		\$75,000
					Total	\$11,643,000	\$24,600,000	\$36,243,000
161	880/92	2G361 RM1 8615	880/92	Landscaping** ***	Support	\$1,160,000		\$1,160,000
					Capital	\$1,448,000		\$1,448,000
					Total	\$2,608,000		\$2,608,000



Attachment C-1
Bay Area Toll Authority
Rehabilitation Program Budget Summary

BATA Resolution

No. 169

Date: June 28, 2023

W.I.: 1255

Revised: November 15, 2023

NEW PROJECT

Toll Bridge Rehabilitation Program
Summary

	Life-to-Date Budget Thru 2023	2024	Life-to-Date Budget Thru 2024
Support	\$429,855,451	\$60,357,759	\$490,213,211
Capital	\$1,438,203,678	\$124,838,629	\$1,563,042,307
Total	\$1,868,059,129	\$185,196,388	\$2,053,255,518

Line No.	Project No.	EA Program	Bridge CCA	Description Status		Life-to-Date Budget Thru 2023	2024	Life-to-Date Budget Thru 2024
162	880/92	2G362 RM1 8615	880/92	Landscaping** ***	Support Capital Total	\$836,000 \$0 \$836,000		\$836,000 \$0 \$836,000
163	BM	0060A RM1 8210	BM	Modification to 1962 Bridge** ***	Support Capital Total	\$6,211 \$0 \$6,211		\$6,211 \$0 \$6,211
164	BM	0060C RM1 8210	BM	Replacement Planting** ***	Support Capital Total	\$106,252 \$418,154 \$524,406		\$106,252 \$418,154 \$524,406
165	CAR	0130J RM1 8315	CAR	Site Mitigation 3** ***	Support Capital Total	\$150,000 \$0 \$150,000		\$150,000 \$0 \$150,000
166	CAR	0130K RM1 8315	CAR	Misc Landscaping** ***	Support Capital Total	\$4,177 \$0 \$4,177		\$4,177 \$0 \$4,177
167	880/92	01601 RM1 8615	880/92	880/92 Interchange** ***	Support Capital Total	\$200,061 \$901,502 \$1,101,563		\$200,061 \$901,502 \$1,101,563
168	SMH	27790 RM1 8637	SMH	Bay Trail Improvement** ***	Support Capital Total	\$0 \$0 \$0		\$0 \$0 \$0
169	BR 0001	8531 REHAB	BATA	Benicia ORT***	Support Capital Total	\$0 \$4,153,000 \$4,153,000		\$0 \$4,153,000 \$4,153,000
170	BR 0002	8539 REHAB	BATA	SFOBB Eyebor Review***	Support Capital Total	\$2,914,000 \$0 \$2,914,000		\$2,914,000 \$0 \$2,914,000
171	BR 0003	8594 REHAB	BATA	SFOBB West Span Pathway Planning (Bay Skyway Phase 2)	Support Capital Total	\$7,750,000 \$10,550,000 \$18,300,000		\$7,750,000 \$10,550,000 \$18,300,000
172	BR 0004	8909 REHAB	BATA	Gateway Park	Support Capital Total	\$1,273,000 \$17,101,863 \$18,374,863		\$1,273,000 \$17,101,863 \$18,374,863
173	BR 0005	8913 REHAB	BATA	SFOBB Administration Building***	Support Capital Total	\$5,000,000 \$20,319,200 \$25,319,200		\$5,000,000 \$20,319,200 \$25,319,200
174	BR 0006	8918 REHAB	BATA	SFOBB Maintenance Complex	Support Capital Total	\$0 \$531,000 \$531,000		\$0 \$531,000 \$531,000
175	BR 0008	8921 REHAB	BATA	SFOBB FasTrak Lane Conversion***	Support Capital Total	\$0 \$1,775,000 \$1,775,000		\$0 \$1,775,000 \$1,775,000
176	BR 0009	8922 REHAB	BATA	Metering Lights Upgrade	Support Capital Total	\$1,000,000 \$17,000,000 \$18,000,000		\$1,000,000 \$17,000,000 \$18,000,000
177	BR 0010	8920 REHAB	BATA	SFO Plaza and Canopy Improvements***	Support Capital Total	\$3,991,000 \$5,272,000 \$9,263,000		\$3,991,000 \$5,272,000 \$9,263,000
178	BR 0011	8923 REHAB	BATA	Bridge Documentation	Support Capital Total	\$0 \$500,000 \$500,000		\$0 \$500,000 \$500,000
179	BR 0013	8602 REHAB	BATA	Hybrid/ETC Lane Modifications***	Support Capital Total	\$0 \$874,000 \$874,000		\$0 \$874,000 \$874,000
180	BR 0014	8907 REHAB	BATA	Toll Plaza Maintenance Agreement	Support Capital Total	\$425,000 \$32,908,000 \$33,333,000	\$3,000,000	\$425,000 \$35,908,000 \$36,333,000
181	BR 0016	8631 REHAB	BATA	Callboxes***	Support Capital Total	\$0 \$2,344,000 \$2,344,000		\$0 \$2,344,000 \$2,344,000
182	BR 0017	8900 REHAB	BATA	2003 CSC Procurement	Support Capital Total	\$1,679,000 \$10,679,000 \$12,358,000		\$1,679,000 \$10,679,000 \$12,358,000
183	BR 0018	8901 REHAB	BATA	Ongoing Toll Tag Procurement	Support Capital Total	\$0 \$117,899,532 \$117,899,532		\$0 \$117,899,532 \$117,899,532
184	BR 0019	8902 REHAB	BATA	2012 CSC Procurement	Support Capital Total	\$0 \$25,250,000 \$25,250,000	\$600,000	\$0 \$25,850,000 \$25,850,000



**Attachment C-1
Bay Area Toll Authority
Rehabilitation Program Budget Summary**

BATA Resolution No. 169
Date: June 28, 2023
W.I.: 1255
Revised: November 15, 2023

NEW PROJECT

Toll Bridge Rehabilitation Program
Summary

	Life-to-Date Budget Thru 2023	2024	Life-to-Date Budget Thru 2024
Support	\$429,855,451	\$60,357,759	\$490,213,211
Capital	\$1,438,203,678	\$124,838,629	\$1,563,042,307
Total	\$1,868,059,129	\$185,196,388	\$2,053,255,518

Line No.	Project No.	EA Program	Bridge CCA	Description Status		Life-to-Date Budget Thru 2023	2024	Life-to-Date Budget Thru 2024
185	BR 0020	8903 REHAB	BATA	Future Lane/Host Upgrades and Replacement (ATCAS)	Support	\$0		\$0
					Capital	\$38,395,000		\$38,395,000
					Total	\$38,395,000	\$0	\$38,395,000
186	BR 0021	8904 REHAB	BATA	FasTrak Sign and Sign Structure Improvements (Strategic Plan)	Support	\$1,000,000		\$1,000,000
					Capital	\$28,510,130		\$28,510,130
					Total	\$29,510,130	\$0	\$29,510,130
187	BR 0022	8905 REHAB	BATA	Misc Bridge Improvements	Support	\$400,000		\$400,000
					Capital	\$31,953,741		\$31,953,741
					Total	\$32,353,741	\$0	\$32,353,741
188	BR 0023	8908 REHAB	BATA	BATA Technology Infrastructure (HW, SW, NETWORK)	Support	\$0		\$0
					Capital	\$5,835,000		\$5,835,000
					Total	\$5,835,000	\$0	\$5,835,000
189	BR 0025	8912 REHAB	BATA	Tag Inventory Conversion (Upgrade Technology)***	Support	\$200,000		\$200,000
					Capital	\$1,736,500		\$1,736,500
					Total	\$1,936,500	\$0	\$1,936,500
190	BR 0026	8914 REHAB	BATA	Violation Enforcement System***	Support	\$0		\$0
					Capital	\$7,842,000		\$7,842,000
					Total	\$7,842,000	\$0	\$7,842,000
191	BR 0027	8916 REHAB	BATA	Bay Crossing Study***	Support	\$540,000		\$540,000
					Capital	\$0		\$0
					Total	\$540,000	\$0	\$540,000
192	BR 0028	8917 REHAB	BATA	BATA Technology Security	Support	\$0		\$0
					Capital	\$4,583,333		\$4,583,333
					Total	\$4,583,333	\$0	\$4,583,333
193	BR 0029	8926 REHAB	BATA	Bridge Modeling and Investigations	Support	\$2,000,000		\$2,000,000
					Capital	\$3,151,198		\$3,151,198
					Total	\$5,151,198	\$0	\$5,151,198
194	BR 0030	8000-16 REHAB	BATA	Program Monitoring	Support	\$0		\$0
					Capital	\$49,594,709	\$400,000	\$49,994,709
					Total	\$49,594,709	\$400,000	\$49,994,709
195	BR 0031	8000-05 REHAB	BATA	Capital Program Audits	Support	\$0		\$0
					Capital	\$9,200,000	\$400,000	\$9,600,000
					Total	\$9,200,000	\$400,000	\$9,600,000
196	BR 0034	8924 REHAB	BATA	Antioch Bridge	Support	\$0		\$0
				CCTA 160/4 Interchange	Capital	\$50,000,000		\$50,000,000
					Total	\$50,000,000	\$0	\$50,000,000
197	BR 0035	8930 REHAB	BATA	Richmond-San Rafael Bridge	Support	\$1,494,000		\$1,494,000
				I-580 Access Improvements	Capital	\$86,109,000	\$500,000	\$86,609,000
					Total	\$87,603,000	\$500,000	\$88,103,000
198	BR 0038	8937 REHAB	BATA	2020 CSC Procurement	Support	\$0		\$0
					Capital	\$34,000,000	\$10,000,000	\$44,000,000
					Total	\$34,000,000	\$10,000,000	\$44,000,000
199	BR 0039	8933 REHAB	BATA	Plan Bay Area TMS	Support	\$0		\$0
					Capital	\$9,000,000		\$9,000,000
					Total	\$9,000,000	\$0	\$9,000,000
200	BR 0040	8012 REHAB	BATA	Open Road Tolling (ORT)	Support	\$0		\$0
					Capital	\$30,926,000	\$20,662,000	\$51,588,000
					Total	\$30,926,000	\$20,662,000	\$51,588,000
201	BR 0043	8936 REHAB	BATA	Backhaul Connection Infrastructure	Support	\$0		\$0
					Capital	\$1,000,000		\$1,000,000
					Total	\$1,000,000	\$0	\$1,000,000
202	BR 0044	8540 REHAB	BATA	Regional Transportation Sea Level Rise Asset	Support	\$0		\$0
					Capital	\$2,000,000		\$2,000,000
					Total	\$2,000,000	\$0	\$2,000,000
203	BR 0045	8530 REHAB	BATA	Drainage studies for the Bridges	Support	\$0		\$0
					Capital	\$500,000		\$500,000
					Total	\$500,000	\$0	\$500,000
204	BR 0046	8528 REHAB	BATA	Bay Lights Maintenance	Support	\$0		\$0
					Capital	\$2,520,000	\$891,000	\$3,411,000
					Total	\$2,520,000	\$891,000	\$3,411,000
205	BR 0047	8938 REHAB	BATA	Misc East Span Project Improvements	Support	\$0		\$0
					Capital	\$7,536,854	\$8,064,000	\$15,600,854
					Total	\$7,536,854	\$8,064,000	\$15,600,854
206	BR 0048	8939 REHAB	BATA	Asset Management	Support	\$0		\$0
					Capital	\$6,452,976	\$2,480,000	\$8,932,976
					Total	\$6,452,976	\$2,480,000	\$8,932,976
207	BR 0049	8941 REHAB	BATA	CHP - COZEEP/MAZEPP	Support	\$200,000		\$200,000
					Capital	\$1,006,000		\$1,006,000
					Total	\$1,206,000	\$0	\$1,206,000



Attachment C-1
Bay Area Toll Authority
Rehabilitation Program Budget Summary

BATA Resolution No. 169
Date: June 28, 2023
W.I.: 1255
Revised: November 15, 2023

NEW PROJECT

Toll Bridge Rehabilitation Program
Summary

	Life-to-Date Budget Thru 2023	2024	Life-to-Date Budget Thru 2024
Support	\$429,855,451	\$60,357,759	\$490,213,211
Capital	\$1,438,203,678	\$124,838,629	\$1,563,042,307
Total	\$1,868,059,129	\$185,196,388	\$2,053,255,518

Line No.	Project No.	EA Program	Bridge CCA	Description Status		Life-to-Date Budget Thru 2023	2024	Life-to-Date Budget Thru 2024
208	BR 0050	8940 REHAB	BATA	HOV Lane Enforcement Vehicle Occupancy	Support Capital Total	\$2,600,000 \$4,000,000 \$6,600,000		\$2,600,000 \$4,000,000 \$6,600,000
209	BR 0051	8942 REHAB	BATA	Bridge Yard Capital Improvements	Support Capital Total	\$0 \$500,000 \$500,000		\$0 \$500,000 \$500,000
210	BR 0052	8943 REHAB	BATA	Link: Bike/Ped Access to East Span of SFOBB	Support Capital Total	\$0 \$1,400,000 \$1,400,000	\$450,000	\$0 \$1,850,000 \$1,850,000
211	BR 0053	8944 REHAB	BATA	Dumbarton Bridge Operational Improvement	Support Capital Total	\$0 \$17,000,000 \$17,000,000		\$0 \$17,000,000 \$17,000,000
212	BR 0054	8945 REHAB	BATA	Next Gen Clipper (C2) System	Support Capital Total	\$0 \$9,600,000 \$9,600,000		\$0 \$9,600,000 \$9,600,000
213	BR 0055	8946 REHAB	BATA	I-680/I-80/SR-12 Interchange Package 2A	Support Capital Total	\$0 \$14,300,000 \$14,300,000		\$0 \$14,300,000 \$14,300,000
214	BR 0056	8947 REHAB	BATA	New BATA Bridge Evaluation and Due Diligence SR-37	Support Capital Total	\$0 \$8,000,000 \$8,000,000	\$1,000,000	\$0 \$9,000,000 \$9,000,000
215	BR 0057	8948 REHAB	BATA	I-580 Richmond-San Rafael Bridge Forward Open Road Tolling and HOV Lane	Support Capital Total	\$3,930,000 \$3,841,920 \$7,771,920	\$16,000,000	\$3,930,000 \$19,841,920 \$23,771,920
216	BR 0058	8949 REHAB	BATA	Regional Transportation Commute Challenge Carryover from FY19-20	Support Capital Total	\$0 \$2,000,500 \$2,000,500		\$0 \$2,000,500 \$2,000,500
217	BR 0059	8950 REHAB	BATA	Link: Bike/Ped Access to East Span of SFOBB Design	Support Capital Total	\$3,000,000 \$3,000,000 \$6,000,000	\$1,913,000	\$4,913,000 \$3,000,000 \$7,913,000
218	BR 0060	8951 REHAB	BATA	SFOBB ORT Civil Design	Support Capital Total	\$3,177,000 \$3,477,000 \$6,654,000		\$3,177,000 \$3,477,000 \$6,654,000
219	BR 0061	8954 REHAB	BATA	Bay Bridge Forwards	Support Capital Total	\$0 \$5,000,000 \$5,000,000		\$0 \$5,000,000 \$5,000,000
220	BR 0062	8952 REHAB	BATA	Bay Skyway - CCO to YBI	Support Capital Total	\$0 \$2,700,000 \$2,700,000		\$0 \$2,700,000 \$2,700,000
221	BR 0063	8953 REHAB	BATA	Richmond-San Rafael Bridge Shared Use Path Gap Closure	Support Capital Total	\$1,150,000 \$4,302,000 \$5,452,000	\$100,000 \$800,000 \$900,000	\$1,250,000 \$5,102,000 \$6,352,000
222	BR 0064	TBD REHAB	BATA	Misc Toll Plaza Improvements	Support Capital Total	\$0 \$0 \$0	\$1,000,000 \$1,000,000 \$1,000,000	\$0 \$1,000,000 \$1,000,000
223	BR 0065	TBD REHAB	BATA	Seismic and Code Changes	Support Capital Total	\$0 \$0 \$0	\$1,000,000 \$1,000,000 \$1,000,000	\$0 \$1,000,000 \$1,000,000
224	BR Res	8928 REHAB	BATA	BATA Program Contingency RM1 and Seismic Closeout	Support Capital Total	\$0 \$25,868,759 \$25,868,759		\$0 \$29,868,759 \$29,868,759

*Caltrans Capital includes capital outlay construction and right-of-way.
**Previous expenses covered in RM1 Program.
*** Project closed to expenditure reimbursement June 30, 2023 or earlier.

	Thru 2023	2024	Thru 2024
Toll Bridge Rehabilitation Program	\$429,855,451	\$60,357,759	\$490,213,211
Summary	\$1,438,203,678	\$124,838,629	\$1,563,042,307
Caltrans Rehabilitation Program	\$386,132,451	\$58,344,759	\$444,477,210
Summary	\$654,204,463	\$53,591,629	\$707,796,092
BATA Rehabilitation Program	\$1,040,336,914	\$111,936,388	\$1,152,273,302
Summary	\$43,723,000	\$2,013,000	\$45,736,000
	\$783,999,215	\$71,247,000	\$855,246,215
Total	\$827,722,216	\$73,260,000	\$900,982,216

Funding Agreements	Program	Thru 2023	2024	Thru 2024
Funding				
Alameda County Transportation Commission - Measure B	8950	\$0	\$3,000,000	\$3,000,000
Active Transportation Program - Cycle 5 (Transfer from MTC)	8953	\$0	\$4,302,000	\$4,302,000
Total		\$0	\$7,302,000	\$7,302,000



Attachment C-1
Bay Area Toll Authority
Rehabilitation Program Budget Summary

BATA Resolution No. 169
Date: June 28, 2023
W.I.: 1255
Revised: November 15, 2023

NEW PROJECT

Toll Bridge Rehabilitation Program
Summary

	Life-to-Date Budget		Life-to-Date Budget
	Thru 2023	2024	Thru 2024
Support	\$429,855,451	\$60,357,759	\$490,213,211
Capital	\$1,438,203,678	\$124,838,629	\$1,563,042,307
Total	\$1,868,059,129	\$185,196,388	\$2,053,255,518

Line No.	Project No.	EA Program	Bridge CCA	Description		Life-to-Date Budget		Life-to-Date Budget
				Status		Thru 2023	2024	Thru 2024



Attachment C-2
Bay Area Toll Authority
Rehabilitation Program Budget By Program

BATA Resolution No. 169
Date: June 28, 2023
W.I.: 1255
Revised: November 15, 2023

Line No.	Project No.	Project Title	Life-to-Date Budget Thru 2023	Budget 2024	Life-to-Date Budget Thru 2024
1	6811	Antioch Bridge Rehab	\$70,000	\$0	\$70,000
2	6812	Benicia-Martinez Bridge Rehab	6,753,252	-1,332,703	5,420,549
3	6813	Carquinez Bridge Rehab	44,835,988	-548,609	44,287,379
4	6814	Richmond-San Rafael Bridge Rehab	152,538,096	165,033	152,703,130
5	6825	San Francisco-Oakland Bay Bridge Rehab	352,442,472	16,961,962	369,404,434
6	6826	San Mateo-Hayward Bridge Rehab	154,145,965	-233,461	153,912,503
7	6827	Dumbarton Bridge Rehab	5,277,203	-108,807	5,168,396
8	6828	All Bridges Rehab	184,721,824	74,184,000	258,905,824
9	6829	Caltrans Reserve	11,643,000	24,600,000	36,243,000
10	8030	Completed/Defunded/Transferred Projects	117,302,329	0	117,302,329
11	8033	Minor Toll Plaza Rehab Projects	5,080,482	-1,747,647	3,332,836
12	8210	New Benicia Bridge *	530,617	0	530,617
13	8315	Site Mitigation & Landscaping	154,177	0	154,177
14	8615	I-880/SR-92 Landscaping* *	4,545,563	0	4,545,563
15	8629	Minor Bridge Rehab Projects	295,946	-3,380	292,566
		TOTAL CALTRANS REHAB BUDGET	\$1,040,336,914	\$111,936,388	\$1,152,273,302
16	8012	Open Road Tolling (ORT)	30,926,000	20,662,000	51,588,000
17	8528	Bay Lights Maintenance	2,520,000	891,000	3,411,000
18	8530	Drainage Studies for the Bridge	500,000	0	500,000
19	8531	Benicia New Toll Plaza ORT	4,153,000	0	4,153,000
20	8539	SFOBB Eyebar Repair Review	2,914,000	0	2,914,000
21	8540	Regional Transportation Sea Level Rise Asset	2,000,000	0	2,000,000
22	8594	SFOBB West Span Pathway PSR	18,300,000	0	18,300,000
23	8602	Hybrid/ETC Lane Modifications	874,000	0	874,000
24	8631	Procure New Callboxes	2,344,000	0	2,344,000
25	8900	2003 CSC Procurement	12,358,000	0	12,358,000
26	8901	ETC Transponder Procurement	117,899,532	0	117,899,532
27	8902	2012 CSC Procurement	25,250,000	600,000	25,850,000
28	8903	ATCAS Lane Host Upgrades	38,395,000	0	38,395,000
29	8904	Fastrak Sign & Sign Structure Improvements	29,510,130	0	29,510,130
30	8905	Misc. Bridge Improvements	32,353,741	0	32,353,741
31	8907	Toll Plaza Capital Improvements	33,333,000	3,000,000	36,333,000
32	8908	Enterprise Computing HW/SW	5,835,000	0	5,835,000
33	8909	Gateway Park Planning	18,374,863	0	18,374,863
34	8912	ETC Transponder Tag Swap	1,936,500	0	1,936,500
35	8913	SFOBB Administration Building	25,319,200	0	25,319,200
36	8914	Violation Enforcement System Upgrade	7,842,000	0	7,842,000
37	8916	Bay Crossing Study	540,000	0	540,000
38	8917	IT Security Procedures & Policies	4,583,333	0	4,583,333
39	8918	Maintenance Complex	531,000	0	531,000
40	8920	Plaza and Canopy Improvements	9,263,000	0	9,263,000
41	8921	SFOBB Lane 17 & 18 Lane Reconfiguration	1,775,000	0	1,775,000
42	8922	Metering Lights Replacement	18,000,000	0	18,000,000
43	8923	Bridge Records Recordation and Storage	500,000	0	500,000
44	8924	Antioch Bridge Approach	50,000,000	0	50,000,000
45	8926	Bridge Modeling & Investigations	5,151,198	0	5,151,198
46	8928	BATA Program Contingency	25,868,759	4,000,000	29,868,759
47	8930	Richmond-San Rafael Bridge Rehab	87,603,000	500,000	88,103,000
48	8933	Plan Bay Area TMS	9,000,000	0	9,000,000
49	8936	Backhaul Connection Infrastructure	1,000,000	0	1,000,000
50	8937	Future CSC Procurement	34,000,000	10,000,000	44,000,000
51	8938	Misc. East Span Project Improvements	7,536,854	8,064,000	15,600,854
52	8939	Asset Management	6,452,976	2,480,000	8,932,976
53	8940	HOV Lane Enforcement	6,600,000	0	6,600,000
54	8941	CHP - COZEPP/MAZEPP	1,206,000	0	1,206,000
55	8942	Bridge Yard Capital Improvements	500,000	0	500,000
56	8943	Bike/Ped Access to East Span of SFOBB	1,400,000	450,000	1,850,000
57	8944	Dumbarton Approach and Transit Strategies	17,000,000	0	17,000,000
58	8945	Next Gen Clipper (C2) System	9,600,000	0	9,600,000
59	8946	I-680/I-80/ISR-12 Interchange	14,300,000	0	14,300,000
60	8947	SR-37 Evaluation	8,000,000	1,000,000	9,000,000
61	8948	RSR Bridge Forward -	7,771,920	16,000,000	23,771,920
62	8949	Regional Transportation Commute Challenge	2,000,500	0	2,000,500
63	8950	Link: Bike/Ped Access to East Span of SFOBB Design	6,000,000	1,913,000	7,913,000
64	8951	SFOBB ORT Civil Design	6,654,000	0	6,654,000
65	8954	Bay Bridge Forwards	5,000,000	0	5,000,000
66	8952	Bay Skyway - CCO to YBI	2,700,000	0	2,700,000
67	8953	Richmond-San Rafael Bridge Shared Use Path Gap Closure	5,452,000	900,000	6,352,000
68	8000-05	Capital Program Audit	9,200,000	400,000	9,600,000
69	8000-16	SRA/RM1 Program Monitoring	49,594,709	400,000	49,994,709
70	TBD-1	Misc Toll Plaza Improvements	0	1,000,000	1,000,000
71	TBD-2	Seismic and Code Changes	0	1,000,000	1,000,000
		TOTAL BATA REHAB BUDGET	\$827,722,216	\$73,260,000	\$900,982,216
		TOTAL REHAB BUDGET	\$1,868,059,129	\$185,196,388	\$2,053,255,518



Attachment D
Bay Area Toll Authority
Regional Measure 2 Regional Traffic Relief Program Capital Budget Summary*

Capital Program 30914(c) Project No.	Project Title	Project Sponsor(s)	Actuals thru February 2023	Toll Funding
1	BART/Muni Connection at Embarcadero and Civic Center Stations	BART	\$533,000	\$3,000,000
2	SF MUNI Metro 3rd Street LRT Extension Metro East Maintenance Facility	SF MTA	30,000,000	30,000,000
3	SF MUNI Historic Streetcars Rehabilitation	SF MTA	10,000,000	10,000,000
4	Dumbarton Commuter Rail	San Mateo County Transportation Authority, Capitol Corridor JPA, Alameda County Transportation Commission (ACTC)	8,932,000	8,932,000
5	Vallejo Station	City of Vallejo	25,484,000	26,000,000
6	Solano County Express Bus Intermodal Facilities	Solano Transportation Authority	12,251,000	12,251,000
7	I-80 / I-680 / SR 12 Interchange	Solano Transportation Authority	99,669,000	100,000,000
8	I-80 EB HOV Lane Extension from Route 4 to Carquinez Bridge	Caltrans	37,175,000	37,175,000
9	Richmond Parkway Park & Ride	Solano Transportation Authority	1,406,000	3,850,000
10	SMART Extension to Larkspur or San Quentin	Sonoma Marin Area Rail Transit District (SMART)	56,500,000	56,500,000
11	U.S. 101 Greenbrae I/C Corridor and Bike/ Ped Improvements	Transportation Authority of Marin	43,500,000	43,500,000
12	Direct HOV Lane Connector from I-680 to Pleasant Hill BART	Contra Costa Transportation Authority	20,107,000	20,425,000
13	E-BART	Contra Costa Transportation Authority and BART	95,792,000	96,000,000
14	Capital Corridor Station and Track Improvements in Solano County	Capital Corridor JPA / STA	35,950,000	35,950,000
15	Central Contra Costa BART Crossover	BART	25,000,000	25,000,000
16	Benicia-Martinez Bridge: New Span	Bay Area Toll Authority	50,000,000	50,000,000
17	Express Bus North	Competitive	18,798,000	18,798,000
18	Clipper	Metropolitan Transportation Commission	34,344,000	35,000,000
19	Real Time Transit	Metropolitan Transportation Commission	19,612,000	20,000,000
20	Safe Routes to Transit	East Bay Bicycle Coalition / Transform	21,903,000	22,500,000
21	BART Tube Seismic Retrofit	BART	33,801,000	33,801,000
22	Transbay Terminal/Downtown Caltrain Extension	Transbay Joint Powers Authority	149,995,000	150,000,000
23	Oakland Airport Connector	Port of Oakland and BART	115,199,000	115,199,000
24	AC Transit Enhanced Bus	AC Transit	77,760,000	77,760,000
25	Commute Ferry Service for Alameda/Oakland/Harbor Bay	Water Transit Authority	12,000,000	12,000,000
26	Commute Ferry Service for Berkeley/Albany	Water Transit Authority	12,000,000	12,000,000
27	Commute Ferry Service for South San Francisco	Water Transit Authority	11,998,000	12,000,000
28	Water Transit Facility Improvements	Water Transit Authority	48,000,000	48,000,000
29	Express Bus South	AC Transit and Alameda County Transportation Commission (ACTC)	38,850,000	55,158,000
30	I-880 North Safety Improvements	Alameda County Transportation Commission (ACTC), City of Oakland, and Caltrans	12,299,000	12,300,000
31	BART Warm Springs Extension	BART	182,754,000	186,000,000
32	I-580 (Tri Valley) Rapid Transit Corridor Improvements	Alameda County Transportation Commission (ACTC)	52,621,000	65,000,000
33	San Francisco Bay Area Rail Study	BART	6,062,000	6,062,000
34	Integrated Fare Structure Program	TransLink® Consortium	1,447,000	1,500,000
35	Transit Commute Benefits Promotion	Metropolitan Transportation Commission	3,530,000	5,438,000
36	Caldecott Tunnel Improvements - Fourth Bore	Contra Costa Transportation Authority	45,074,000	45,075,000
37	BART Transit Capital Rehabilitation	BART	64,000,000	64,000,000
38	Regional Express Lane Network	MTC	492,000	4,825,000
39	Modifications in I-80 and San Pablo	Contra Costa Transportation Authority	8,000,000	8,000,000
40	Caltrain Electrification	Caltrain	19,991,000	20,000,000
TOTAL			\$1,542,829,000	\$1,588,999,000

* Modifications to this list are subject to and approved via California Streets and Highway Code Section 30914 (f)



Attachment E
Bay Area Toll Authority
AB1171 Program Capital Budget Summary

Project No.	Project Title	Project Sponsor(s)	Actuals thru February 2023	Toll Funding
1	South Access to the Golden Gate Bridge - Doyle Drive Replacement Project	SFCTA, MTC, CT, GGBTHD	\$80,000,000	\$80,000,000
2	E BART	BART, MTC	111,003,000	111,500,000
3	Transbay Terminal/Downtown Extension Phase 1	TJPA, MTC	150,000,000	150,000,000
4	Tri-Valley Transit Access Improvements to BART	San Mateo County Transportation Authority, Capitol Corridor JPA, Alameda County Transportation Commission (ACTC)	29,456,000	95,000,000
5	I-80/I-680 Interchange	STA, MTC	99,928,000	100,000,000
6	Fairfield/Vacaville Train Station	STA, MTC	9,000,000	9,000,000
7	BART to Warm Springs	BART, MTC	5,000,000	5,000,000
8	Regional Express Lanes Network	MTC	2,800,000	2,800,000
9	VTA Mission/Warren/Truck Rail Facility	VTA	5,811,000	6,500,000
10	Other Corridor Improvements	MTC	10,150,000	10,200,000
TOTAL			\$503,148,000	\$570,000,000



Attachment F
Bay Area Toll Authority
Regional Measure 3 Bay Area Traffic Relief Plan Capital Budget Summary

Project Number	Project Title	Toll Funding
1	BART Expansion Cars	\$ 500,000,000
2	Bay Area Corridor Express Lanes	300,000,000
3	Goods Movement and Mitigation	160,000,000
4	San Francisco Bay Trail/Safe Routes to Transit	150,000,000
5	Ferry Enhancement Program	300,000,000
6	BART to San Jose Phase 2	375,000,000
7	Sonoma-Marin Area Rail Transit District (SMART)	40,000,000
8	Capitol Corridor	90,000,000
9	Caltrain Downtown Extension	325,000,000
10	MUNI Fleet Expansion and Facilities	140,000,000
11	Core Capacity Transit Improvements	140,000,000
12	Alameda-Contra Costa Transit District (AC Transit) Rapid Bus Corridor Improvements	100,000,000
13	Transbay Rail Crossing	50,000,000
14	Tri-Valley Transit Access Improvements	100,000,000
15	Eastridge to BART Regional Connector	130,000,000
16	San Jose Diridon Station	100,000,000
17	Dumbarton Corridor Improvements	130,000,000
18	Highway 101/State Route 92 Interchange	50,000,000
19	Contra Costa Interstate 680/State Route 4 Interchange Improvements	210,000,000
20	Highway 101-Marin/Sonoma Narrows	120,000,000
21	Solano County Interstate 80/Interstate 680/State Route 12 Interchange Project	150,000,000
22	Interstate 80 Westbound Truck Scales	105,000,000
23	State Route 37 Improvements	100,000,000
24	San Rafael Transit Center	30,000,000
25	Richmond-San Rafael Bridge Access Improvements	210,000,000
26	North Bay Transit Access Improvements	100,000,000
27	State Route 29	20,000,000
28	Next-Generation Clipper Transit Fare Payment System	50,000,000
29	Interstate 680/Interstate 880/Route 262 Freeway Connector	15,000,000
30	Interstate 680/State Route 84 Interchange Reconstruction Project	85,000,000
31	Interstate 80 Transit Improvements	25,000,000
32	Byron Highway-Vasco Road Airport Connector	10,000,000
33	Vasco Road Safety Improvements	15,000,000
34	East Contra Costa County Transit Intermodal Center	15,000,000
35	Interstate 680 Transit Improvements	10,000,000
	TOTAL	\$4,450,000,000



BATA Resolution: No. 169

Date: June 28, 2023

W.I.: 6953-6957

Revised: November 15, 2023

Attachment G

Fund Reserve Designations

(effective June 30, 2023)

Pursuant to the Plan of Finance (Resolution No. 57) approved in 2005, the 2013-14 Plan of Finance (Resolution No. 110) approved November 20, 2013, the Master Indenture and subsequent indentures, the Authority designates and reserves an amount not less than \$1 billion to be maintained for authorized purposes, including but not limited to:

- | | |
|---|----------------|
| - 2 years Operations & Maintenance* | \$ 242 million |
| - Rehabilitation Reserve
(2 years @ \$185 million) | \$ 370 million |
| - Emergency reserve (Co-op) | \$ 50 million |
| - Variable Rate Risk Reserve | \$ 280 million |
| - Project/Self Insurance Reserve (SIR) | \$ 280 million |

Funds not specifically listed shall be retained for an operating reserve. No funds shall be withdrawn from the reserve without specific authorization of the Authority.

* Combination shall be at least 2x the adopted operating budget for toll bridge operations and maintenance



Metropolitan Transportation Commission

375 Beale Street, Suite 800
San Francisco, CA 94105

Legislation Details (With Text)

File #: 24-0368 **Version:** 1 **Name:**
Type: Contract **Status:** Committee Approval
File created: 3/1/2024 **In control:** Bay Area Toll Authority Oversight Committee
On agenda: 4/10/2024 **Final action:**
Title: Funding Agreement - Cutting Boulevard Transit Priority Project: AC Transit (\$3,000,000).

Request for Committee approval to enter into a funding agreement with AC Transit in an amount not to exceed \$3,000,000 to procure and manage consultants and contractors to plan, environmentally clear, design, and construct the Cutting Boulevard Transit Priority Project, subject to the approval of BATA FY 2023-24 Operating and Capital Budgets Amendment No. 2.

Sponsors:

Indexes:

Code sections:

Attachments: [5a 24-0368 Funding Agreement Cutting Blvd.pdf](#)
[5a 24-0368 CuttingBlvdTransitPriority.pdf](#)

Date	Ver.	Action By	Action	Result
------	------	-----------	--------	--------

Subject:

Funding Agreement - Cutting Boulevard Transit Priority Project: AC Transit (\$3,000,000).

Request for Committee approval to enter into a funding agreement with AC Transit in an amount not to exceed \$3,000,000 to procure and manage consultants and contractors to plan, environmentally clear, design, and construct the Cutting Boulevard Transit Priority Project, subject to the approval of BATA FY 2023-24 Operating and Capital Budgets Amendment No. 2.

Presenter:

Michelle Go, MTC; and Sean DiestLorgion and Wil Buller, AC Transit

Recommended Action:

Committee Approval

Attachments: List any attachments.

Bay Area Toll Authority
Oversight Committee

April 10, 2024

Agenda Item 5a-24-0368

Funding Agreement – Cutting Boulevard Transit Priority Project: AC Transit (\$3,000,000)

Subject:

Request for Committee approval to enter into a funding agreement with AC Transit in an amount not to exceed \$3,000,000 to procure and manage consultants and contractors to plan, environmentally clear, design, and construct the Cutting Boulevard Transit Priority Project, subject to the approval of BATA FY 2023-24 Operating and Capital Budgets Amendment No. 2.

Background:

The Cutting Boulevard Transit Priority Project exemplifies collaborative efforts by MTC and transit operators to implement transit priority and improve the transit customer experience as called for in the Transit Transformation Action Plan. The Project seeks to improve transit access and operations in the Richmond-San Rafael Bridge corridor by implementing transit signal priority (TSP) and bus stop improvements along Cutting Boulevard in the City of Richmond for the Golden Gate Transit Route 580, which travels across the Richmond-San Rafael Bridge. Additionally, the TSP will benefit Alameda-Contra Costa Transit District (AC Transit) service along Cutting Boulevard. The project will include signal controller and other related upgrades to support TSP along Cutting Boulevard west of I-80 to the I-580 on and off-ramps. The stop improvements will include pedestrian access and stop amenities for the shared Golden Gate Transit and AC Transit stops. While BATA is the project sponsor, AC Transit will serve as the implementing agency for the project given TSP implementation experience, work on complementary scope for improvements at bus stops along Cutting Boulevard served by AC Transit only, and economies of scale expected by coordinating with a similar transit priority project they are leading concurrently for another corridor in Richmond.


The Regional Measure 3 (RM3) Expenditure Plan includes the Richmond-San Rafael Bridge Access Improvements project, which funds access and operational improvements in the bridge corridor. A sum of \$75 million is dedicated to projects in Contra Costa County and BATA and Contra Costa Transportation Authority (CCTA) are eligible project sponsors. In January 2024, the Authority approved an RM3 allocation request resolution of \$450,000 for the Cutting Boulevard Transit Priority Project to fund planning, environmental, and advanced preliminary engineering for the project. The Authority also approved the Initial Project Report which estimates the total cost of the RM3-eligible scope of the project to be \$3,000,000. In February 2024, CCTA approved a resolution concurring with the allocation request, and the Metropolitan Transportation Commission approved the RM3 allocation for \$450,000. In March 2024, the Commission approved the distribution of Cap and Trade Low Carbon Transit Operations Program (LCTOP) funds to implement improvements at AC Transit-only bus stops along the Cutting Boulevard corridor, which will complement the RM3-funded scope.

Issues:

None identified.

Recommendations:

Staff recommends that the Committee authorize the Executive Director or designee to negotiate and enter into a funding agreement with AC Transit to deliver the Project in an amount of \$3,000,000, subject to approval of the FY 23-24 BATA Budget Amendment 2.



Andrew B. Fremier

Request for Committee Approval

Summary of Proposed Funding Agreement

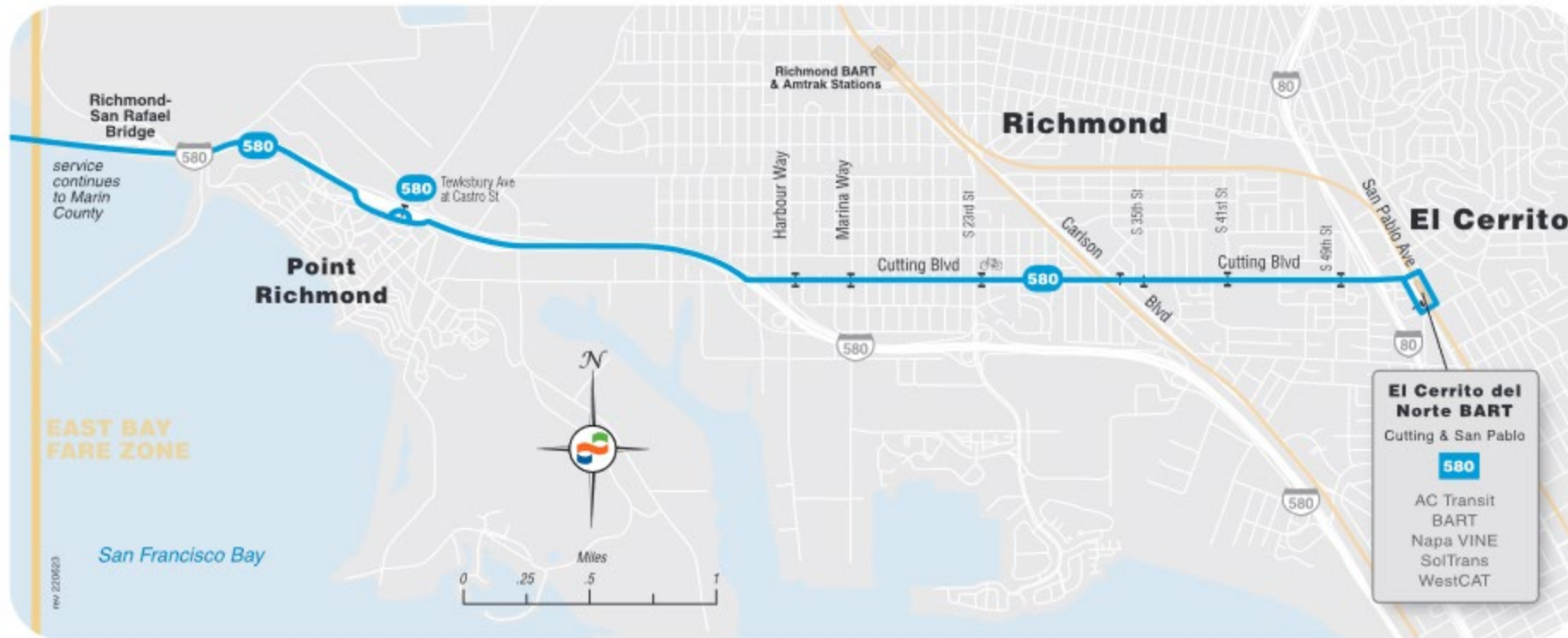
Work Item No.:	8452
Agency:	Alameda-Contra Costa Transit District
Work Project Title:	Cutting Boulevard Transit Priority Project
Purpose of Project:	Improve transit access and operations in the Cutting Boulevard corridor.
Brief Scope of Work:	Procure and manage consultants and contractors to plan, environmentally clear, design, and construct the Cutting Boulevard Transit Priority Project
Project Cost Not to Exceed:	\$3,000,000
Funding Source:	RM3
Fiscal Impact:	Funding is included in the BATA FY 2023-24 Capital Budget, subject to approval of Amendment 2.
Motion by Committee:	That the Executive Director or designee is authorized to negotiate and enter into a funding agreement with AC Transit for scope described above and in the BATA Oversight Committee Summary Sheet dated April 10, 2024 and that the Chief Financial Officer is authorized to set aside \$3,000,000 for such agreement, subject to the approval of the FY BATA 2023-24 Budget Amendment 2.
Bay Area Toll Authority:	<hr/> Federal D. Glover, Chair
Approved:	April 10, 2024



Cutting Boulevard Transit Priority Project

Image Source: Youtube - Andrew The Muni Rider

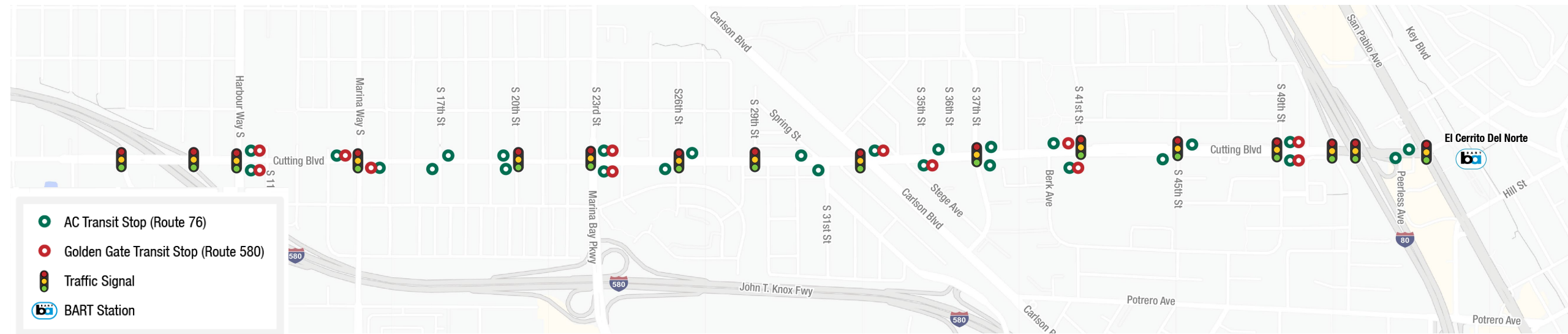
Golden Gate Transit Route 580 Overview



Cutting Boulevard Transit Priority Project

Improve transit operations and access by implementing:

- Transit signal priority (TSP)
- Improvements at shared Golden Gate Transit & AC Transit stops



Scope and Timeline

Scope



Implement TSP
and upgrade
signals as needed



Install bus shelters and
benches



Upgrade/install new curb
ramps

Also:

- Improve signal coordination for transit
- Improve sidewalk / bus stops for accessibility
- And more

Timeline: Construct and open by mid-2026

Funding Agreement with AC Transit

- \$3M in Regional Measure 3 funds
- Procure and manage consultants/contractors to plan, environmentally clear, design and construct the Cutting Boulevard Transit Priority Project