



375 Beale Street
Suite 700
San Francisco, California

Meeting Agenda - Final

ABAG POWER Executive Committee

Chair, Angela Walton, City of Richmond
Vice Chair, Doug Williams, City of Santa Rosa

Thursday, June 16, 2022

11:00 AM

(REMOTE)

**ABAG Publicly Owned Energy Resources
Executive Committee
Meeting No. 2022-03**

Committee Representative Roster
Andre Duurvoort, City of Cupertino
Diana Oyler, County of Contra Costa
Chris Schroeder, City of Milpitas
Angela Walton, City of Richmond
Doug Williams, City of Santa Rosa

In light of Governor Newsom's State of Emergency declaration regarding COVID-19 and in accordance with Assembly Bill 361's (Rivas) provisions allowing remote meetings, this meeting will be accessible via webcast, teleconference, and Zoom for all participants.

A Zoom panelist link for meeting participants will be sent separately to committee members.

The agenda will be available publicly at: <https://abag.ca.gov/meetings>.

Attendee Link: <https://bayareametro.zoom.us/j/83879831030>
Join by Telephone: 888-788-0099 or 877-853-5247 (both toll free)
Webinar ID: 838 7983 1030

Members of the public may participate or may submit comments by email at info@bayareametro.gov by 5:00 p.m. the day before the scheduled meeting date. Please include the committee or board meeting name and agenda item number in the subject line.

Due to the current circumstances, there may be limited opportunity to address comments during the meeting. All comments received will be submitted into the record.

1. Welcome and Introductions

Call to Order.
Angela Walton, City of Richmond

Roll Call / Confirm Quorum.
Cindy Chen, Energy Programs Coordinator, ABAG/MTC

2. Public Comment

The public is encouraged to provide comment at Committee meetings. This public comment period is intended for items not agendaized.

3. Consent Calendar

- [22-0972](#) Approval of ABAG POWER Resolution No. 22-06 Assembly Bill 361 (Rivas) Remote Meetings.
- Action:** Approval
- Presenter:** Ryan Jacoby, Program Manager, ABAG/MTC
- Attachments:** [3.a.- Summary Sheet Resolution 22-06 AB 361 Remote Meetings](#)
- [22-0973](#) Approval of Minutes from April 21, 2022 Executive Committee Meeting.
- Action:** Approval
- Presenter:** Ryan Jacoby, Program Manager, ABAG/MTC
- Attachments:** [3.b.- ABAG POWER EC Summary Minutes of 20220421](#)
- [22-0974](#) Approval of Minutes from May 19, 2022 Executive Committee Special Meeting.
- Action:** Approval
- Presenter:** Ryan Jacoby, Program Manager, ABAG/MTC
- Attachments:** [3.c.- ABAG POWER EC Summary Minutes of 20220519](#)

4. Energy Programs Manager's Report

- [22-0975](#) Staff will provide a verbal report of recent energy industry developments and programmatic updates regarding the Bay Area Regional Energy Network (BayREN).
- Action:** Information
- Presenter:** Jennifer Berg, Director, Energy Section, ABAG/MTC

5. Report on Natural Gas Program

- [22-0976](#) Staff will review recent gas operations, including gas purchases; the program's long-term hedge position; gas imbalances; regulatory updates; and other miscellaneous program items.
- Action:** Information
- Presenter:** Ryan Jacoby, Program Manager, ABAG/MTC
- Attachments:** [5.a.- Monthly Summary of Operations \(Presentation\)](#)
[5.b.- Monthly Summary of Operations \(Summary Sheet\)](#)

6. Fiscal Year 2021-22 Operating Budget Amendment

[22-1058](#) Approval of Fiscal Year (FY) 2021-2022 Operating Budget amendment in the amount of \$456,687, for a total budget not to exceed \$10,476,105, with no changes to members' levelized charges for the period ending June 30, 2022.

Action: Approval

Presenter: Ryan Jacoby, Program Manager, ABAG/MTC

Attachments: [6.a.- FY2021-22 Operating Budget Amendment \(Summary Sheet\)](#)
[6.b.- FY2021-22 Operating Budget Amendment \(Summary Approval\)](#)

7. Fiscal Year 2022-23 Operating Budget

[22-0977](#) Approval of Fiscal Year (FY) 2022-23 Operating Budget in the amount \$12,869,639, and accompanying levelized charges for the period July 1, 2022 through June 30, 2023.

Action: Approval

Presenter: Arleicka Conley, Section Director Finance and Accounting, ABAG/MTC
Ryan Jacoby, Program Manager, ABAG/MTC

Attachments: [7.a.- FY 2022-23 Operating Budget \(Presentation\)](#)
[7.b.- FY 2022-23 Operating Budget \(Summary Sheet\)](#)
[7.c.- FY 2022-23 Levelized Charges](#)
[7.d.- FY 2022-23 Operating Budget \(Summary Approval\)](#)

8. Other Business

Committee to provide update on items within member agencies relevant to ABAG POWER and/or the ABAG/MTC energy programs.

9. Adjournment / Next Meeting

The next meeting is the ABAG POWER Executive Committee Special Meeting scheduled to be held on July 21, 2022.

Public Comment: The public is encouraged to comment on agenda items at Committee meetings by completing a request-to-speak card (available from staff) and passing it to the Committee secretary. Public comment may be limited by any of the procedures set forth in Section 3.09 of MTC's Procedures Manual (Resolution No. 1058, Revised) if, in the chair's judgment, it is necessary to maintain the orderly flow of business.

Meeting Conduct: If this meeting is willfully interrupted or disrupted by one or more persons rendering orderly conduct of the meeting unfeasible, the Chair may order the removal of individuals who are willfully disrupting the meeting. Such individuals may be arrested. If order cannot be restored by such removal, the members of the Committee may direct that the meeting room be cleared (except for representatives of the press or other news media not participating in the disturbance), and the session may continue.

Record of Meeting: Committee meetings are recorded. Copies of recordings are available at a nominal charge, or recordings may be listened to at MTC offices by appointment. Audiocasts are maintained on MTC's Web site (mtc.ca.gov) for public review for at least one year.

Accessibility and Title VI: MTC provides services/accommodations upon request to persons with disabilities and individuals who are limited-English proficient who wish to address Commission matters. For accommodations or translations assistance, please call 415.778.6757 or 415.778.6769 for TDD/TTY. We require three working days' notice to accommodate your request.

可及性和法令第六章: MTC 根據要求向希望來委員會討論有關事宜的殘疾人士及英語有限者提供服務/方便。需要便利設施或翻譯協助者, 請致電 415.778.6757 或 415.778.6769 TDD / TTY。我們要求您在三個工作日前告知, 以滿足您的要求。

Acceso y el Titulo VI: La MTC puede proveer asistencia/facilitar la comunicación a las personas discapacitadas y los individuos con conocimiento limitado del inglés quienes quieran dirigirse a la Comisión. Para solicitar asistencia, por favor llame al número 415.778.6757 o al 415.778.6769 para TDD/TTY. Requerimos que solicite asistencia con tres días hábiles de anticipación para poderle proveer asistencia.

Attachments are sent to Committee members, key staff and others as appropriate. Copies will be available at the meeting.

All items on the agenda are subject to action and/or change by the Committee. Actions recommended by staff are subject to change by the Committee.



Metropolitan Transportation Commission

375 Beale Street, Suite 800
San Francisco, CA 94105

Legislation Details (With Text)

File #: 22-0972 **Version:** 1 **Name:**

Type: Action Item **Status:** Committee Approval

File created: 5/12/2022 **In control:** ABAG POWER Executive Committee

On agenda: 6/16/2022 **Final action:**

Title: Approval of ABAG POWER Resolution No. 22-06 Assembly Bill 361 (Rivas) Remote Meetings.

Sponsors:

Indexes:

Code sections:

Attachments: [3.a.- Summary Sheet Resolution 22-06 AB 361 Remote Meetings](#)

Date	Ver.	Action By	Action	Result
------	------	-----------	--------	--------

Subject:
Approval of ABAG POWER Resolution No. 22-06 Assembly Bill 361 (Rivas) Remote Meetings.

Presenter:
Ryan Jacoby, Program Manager, ABAG/MTC

Recommended Action:
Approval

Attachments: List any attachments.

Association of Bay Area Governments Publicly Owned Energy Resources

ABAG POWER

Executive Committee

June 16, 2022

Agenda Item 3.a.

Resolution No. 22-06 Providing for Remote Meetings Pursuant to AB 361

Subject:

Approval of Resolution No. 22-06 regarding remote meetings pursuant to AB 361.

Background:

AB 361 provides for continuing availability of remote meetings during the pandemic-related state of emergency in California. In order to invoke this option, governing boards of Brown Act bodies, or their authorized designated committees must make certain findings in support of remote meetings within 30 days of the first meeting occurring after October 1, 2021, and every 30 days thereafter. Attached for your review and approval is a resolution invoking AB 361 and providing for remote meetings retroactive to Oct. 1 of this year and prospectively for 30 days following the action of the Board of Directors for the Association of Bay Area Governments Publicly Owned Energy Resources (ABAG POWER).

Issues:

Findings in support of Resolution No. 22-06 are found in the attached. Given the continuing state of public health emergency and the improved public access afforded by holding public meetings of regional bodies in a virtual setting, the resolution under AB 361 is supportable.

Recommended Action:

The Executive Committee for ABAG POWER is requested to adopt Resolution No. 22-06 authorizing its committees and related entities to meet remotely pursuant to the provisions of AB 361.

Attachments:

- ABAG POWER Resolution 22-06

Reviewed:

DocuSigned by:

C589B7878B7A4E2...

for

Brad Paul

**ABAG PUBLICLY OWNED ENERGY RESOURCES
EXECUTIVE COMMITTEE**

RESOLUTION NO. 22-06

ABSTRACT

This resolution makes findings pursuant to AB 361 to continue virtual public meetings for the Association of Bay Area Governments (ABAG) Publicly Owned Energy Resources (ABAG POWER), its related entities and committees during the COVID-19 State of Emergency.

Further discussion of this subject is contained in the ABAG POWER Summary Sheet dated June 16th, 2022.

**ABAG PUBLICLY OWNED ENERGY RESOURCES
EXECUTIVE COMMITTEE**

RESOLUTION NO. 22-06

**FINDINGS PURSUANT TO AB 361 TO CONTINUE VIRTUAL PUBLIC MEETINGS FOR THE
ASSOCIATION OF BAY AREA GOVERNMENTS PUBLICLY OWNED ENERGY
RESOURCES (ABAG POWER) AND ITS RELATED ENTITIES AND COMMITTEES DURING
THE COVID-19 STATE OF EMERGENCY**

WHEREAS, on March 4, 2020, the Governor of the State of California declared a state of emergency, as defined under the California Emergency Services Act, due to the COVID-19 pandemic; and

WHEREAS, the State of Emergency remains in effect; and

WHEREAS, beginning in March 2020, the Governor's Executive Order N-29-20 suspended Brown Act requirements related to teleconferencing during the COVID-19 pandemic provided that notice, accessibility, and other requirements were met, and the public was allowed to observe and address the legislative body at the meeting; and

WHEREAS, Executive Order N-08-21 extended the previous order until September 30, 2021; and

WHEREAS, the Association of Bay Area Governments Publicly Owned Energy Resources (ABAG POWER) and its related entities and committees have conducted their meetings virtually, as authorized by the Executive Order, since March 17, 2020; and

WHEREAS, on September 16, 2021, the Governor signed into law AB 361, an urgency measure effective upon adoption, that provides flexibility to government bodies, allowing them to meet virtually without conforming to the Brown Act teleconferencing rules if: (i) the legislative body holds a meeting during a proclaimed state of emergency, and state or local officials have imposed or recommended measures to promote social distancing; (ii) the legislative body holds a meeting during a proclaimed state of emergency for the purpose of determining, by majority vote, whether, as a result of the emergency, meeting in person would present imminent risks to the health or safety of attendees; or (iii) the legislative body holds a meeting during a proclaimed state of emergency and has determined, by majority vote, that, as a result of the emergency, meeting in person would present imminent risks to the health or safety of attendees; and

WHEREAS, the San Francisco Public Health Department continues to recommend and/or require measures to promote social distancing in combination with other safety precautions when activities occur in shared indoor spaces to mitigate the risk of COVID-19 transmission; and

WHEREAS, recently, multiple COVID-19 variants have surged in the United States and are believed by medical experts to be more contagious than previous variants, and data has shown these variants to have increased transmissibility even among some vaccinated people; and

WHEREAS, due to uncertainty and concerns about recent COVID-19 variants and current conditions, many workplaces that had announced a return to regular in-person operations have pushed back the full return date; and

WHEREAS, virtual meetings have not diminished the public's ability to observe and participate and have expanded opportunities to do so for some communities; and

WHEREAS, given the heightened risks of the predominant variant of COVID-19 in the community, holding meetings with all members of the legislative body, staff, and the public in attendance in person in a shared indoor meeting space would pose an unnecessary and immediate risk to the attendees;

NOW, THEREFORE, BE IT RESOLVED, that the Executive Committee on behalf of ABAG POWER hereby determines that, as a result of the emergency, meeting in person presents imminent risks to the health or safety of attendees; and be it further

RESOLVED, that in accordance with AB 361, based on the findings and determinations herein, meetings of ABAG POWER, its related entities and its committees will be held virtually, with Brown Act teleconferencing rules suspended; and be it further

RESOLVED, that this resolution shall be effective upon adoption and remain in effect for 30 days after the first meeting held in accordance with AB 361.

This foregoing was adopted by the Executive Committee at its meeting on this 16th day of June, 2022.

By: _____
Angela Walton, Chair

AYES:
NOES:
ABSENT:
ABSTAIN:

Certification of Executive Committee Approval

I, the undersigned, the appointed and qualified Secretary of the ABAG Publicly OWned Energy Resources (ABAG POWER), do hereby certify that the foregoing resolution was adopted by the Executive Committee of ABAG POWER at a duly called meeting held on the 16th day of June, 2022.

Jennifer Berg, Secretary
ABAG POWER



Metropolitan Transportation Commission

375 Beale Street, Suite 800
San Francisco, CA 94105

Legislation Details (With Text)

File #: 22-0973 **Version:** 1 **Name:**
Type: Action Item **Status:** Committee Approval
File created: 5/12/2022 **In control:** ABAG POWER Executive Committee
On agenda: 6/16/2022 **Final action:**
Title: Approval of Minutes from April 21, 2022 Executive Committee Meeting.
Sponsors:
Indexes:
Code sections:
Attachments: [3.b.- ABAG POWER EC Summary Minutes of 20220421](#)

Date	Ver.	Action By	Action	Result
------	------	-----------	--------	--------

Subject:
Approval of Minutes from April 21, 2022 Executive Committee Meeting.

Presenter:
Ryan Jacoby, Program Manager, ABAG/MTC

Recommended Action:
Approval

Attachments: List any attachments.



Metropolitan Transportation Commission Meeting Minutes 3 - Draft

375 Beale Street
Suite 700
San Francisco, California

ABAG POWER Executive Committee

Chair, Angela Walton, City of Richmond
Vice Chair, Doug Williams, City of Santa Rosa

Thursday, April 21, 2022

11:00 AM

REMOTE

ABAG Publicly Owned Energy Resources Executive Committee Meeting No. 2022-02

Committee Representative Roster
Andre Duurvoort, City of Cupertino
Diana Oyler, County of Contra Costa
Chris Schroeder, City of Milpitas
Angela Walton, City of Richmond
Doug Williams, City of Santa Rosa

Staff Roster
Brad Paul
Arleicka Conley
Matthew Lavrinets
Andrea Visveshwara
Jennifer Berg
Ryan Jacoby
Karen Kristiansson
Cindy Chen (Clerk)

1. Welcome and Introductions

Chair Walton called the meeting to order at 11:02 a.m. Quorum was present.

Call to Order.
Angela Walton, City of Richmond

Roll Call / Confirm Quorum.
Cindy Chen, Energy Programs Coordinator, ABAG/MTC

Present: 5 - Committee Member Duurvoort, Committee Member Oyler, Committee Member Schroeder, Chair Walton, and Vice Chair Williams

2. Public Comment

Chair Walton invited any member of the public in attendance to provide public comment on items not on the agenda. None was provided.

3. Consent Calendar

[22-0583](#) Approval of ABAG POWER Resolution No. 22-04 Assembly Bill 361 (Rivas) Remote Meetings.

Attachments: [3.a. -Summary Sheet of ABAG POWER Resolution 22-04 Assembly Bill 361 \(Rivas\) Remote Meetings](#)

[22-0592](#) Approval of Minutes from February 17, 2022 Executive Committee Meeting.

Attachments: [3.b. -ABAG POWER EC Summary Minutes of February 17, 2022](#)

[22-0593](#) Approval of Minutes from March 17, 2022 Executive Committee Special Meeting.

Attachments: [3.c. -ABAG POWER EC Summary Minutes of March 17, 2022](#)

Motion was made by Committee Member Schroeder and seconded by Committee Member Oyler to approve the Consent Calendar, consisting of the ABAG POWER Resolution No.22-04 Providing for Remote Meetings Pursuant to AB361, the Meeting Minutes of February 17, 2022, and the Special Meeting Minutes of March 17, 2022. The motion passed by the following vote:

Aye: 5 - Committee Member Duurvoort, Committee Member Oyler, Committee Member Schroeder, Chair Walton, and Vice Chair Williams

4. Energy Section Update: Proposed BayREN Public Sector Programs

Karen Kristiansson presented a summary introduction on BayREN programs and the new Proposed Public Sector programs in the business plan 2024-2031.

[22-0584](#) Staff will review two public sector energy efficiency programs proposed in the San Francisco Bay Area Regional Energy Network (BayREN) Strategic Business Plan.

Attachments: [4.a. -BayREN Public Sector Programs \(Presentation\)](#)

5. Report on Natural Gas Program

Ryan Jacoby presented recent updates on natural gas operations, including gas purchases; the program's long-term hedge position; gas imbalances; regulatory updates; the strategic implementation roadmap; and the review on SB 1383 survey responses.

[22-0585](#) Staff will review recent gas operations, including gas purchases; the program's long-term hedge position; gas imbalances; regulatory updates; and other miscellaneous program items.

Attachments: [5.a. -Summary of Natural Gas Program Presentation](#)
[5.b. -Summary Sheet Summary of Natural Gas Program](#)

6. Fiscal Year 2022-23 Preliminary Operating Budget

Ryan Jacoby and Arleicka Conley presented the Preliminary Operating Budget for Fiscal Year 2022-2023.

[22-0586](#)

Staff will present a preliminary operating budget for fiscal year (FY) 2022-23 and request feedback from the Executive Committee before a final budget is presented for approval at the June 16, 2022 Executive Committee meeting.

Attachments: [6.a. -FY 22-23 Preliminary Budget Presentation](#)
[6.b. -Summary Sheet Preliminary Budget](#)

7. Other Business

Chair Walton polled the Committee about whether anyone has a desire to attend the future Committee meetings from onsite at Beale St. so that staff can offer a hybrid option based on updated local guidance. Four Committee members expressed preferences in online meeting structure; one committee member has no strong preference.

8. Adjournment / Next Meeting

Chair Walton adjourned the meeting at about 12:17 p.m. The next meeting is the ABAG POWER Executive Committee Special Meeting scheduled to be held on May 19, 2022.



Metropolitan Transportation Commission

375 Beale Street, Suite 800
San Francisco, CA 94105

Legislation Details (With Text)

File #: 22-0974 **Version:** 1 **Name:**
Type: Action Item **Status:** Committee Approval
File created: 5/12/2022 **In control:** ABAG POWER Executive Committee
On agenda: 6/16/2022 **Final action:**
Title: Approval of Minutes from May 19, 2022 Executive Committee Special Meeting.
Sponsors:
Indexes:
Code sections:
Attachments: [3.c.- ABAG POWER EC Summary Minutes of 20220519](#)

Date	Ver.	Action By	Action	Result
------	------	-----------	--------	--------

Subject:

Approval of Minutes from May 19, 2022 Executive Committee Special Meeting.

Presenter:

Ryan Jacoby, Program Manager, ABAG/MTC

Recommended Action:

Approval

Attachments: List any attachments.



Metropolitan Transportation Commission Meeting Minutes 3 - Draft

375 Beale Street
Suite 700
San Francisco, California

ABAG POWER Executive Committee

Chair, Angela Walton, City of Richmond
Vice Chair, Doug Williams, City of Santa Rosa

Thursday, May 19, 2022

11:00 AM

REMOTE

ABAG Publicly Owned Energy Resources Executive Committee Special Meeting No. 2022-03

Committee Representative Roster
Andre Duurvoort, City of Cupertino
Diana Oyler, County of Contra Costa
Chris Schroeder, City of Milpitas
Angela Walton, City of Richmond
Doug Williams, City of Santa Rosa

Staff Roster
Brad Paul
Arleicka Conley
Andrea Visveshwara
Jennifer Berg
Ryan Jacoby
Cindy Chen (Clerk)

1. Welcome and Introductions

Chair Walton called the meeting to order at 11:02 a.m. Quorum was present.

Call to Order.

Angela Walton, City of Richmond

Roll Call / Confirm Quorum.

Cindy Chen, Energy Programs Coordinator, ABAG/MTC

Present: 4 - Committee Member Oyler, Committee Member Schroeder, Chair Walton, and
Vice Chair Williams

Absent: 1 - Committee Member Duurvoort

2. Public Comment

Chair Walton invited any member of the public in attendance to provide public comment on items not on the agenda. None was provided.

3. Consent Calendar

[22-0777](#) Approval of ABAG POWER Resolution No. 22-05 Assembly Bill 361 (Rivas) Remote Meetings.

Attachments: [3.a.- ABAG POWER Resolution 22-05 Assembly Bill 361 \(Rivas\) Remote Meetings](#)

Motion was made by Committee Member Schroeder and seconded by Vice Chair Williams to approve the ABAG POWER Resolution No. 22-05 Providing for Remote Meetings Pursuant to AB 361. The motion passed by the following vote:

Aye: 4 - Committee Member Oyler, Committee Member Schroeder, Chair Walton, and Vice Chair Williams

Absent: 1 - Committee Member Duurvoort

4. Other Business

Meeting participants were invited to provide a verbal report on other related business. There were no reports provided.

5. Adjournment / Next Meeting

Chair Walton adjourned the meeting at 11:07a.m.

The next meeting is the ABAG POWER Executive Committee meeting scheduled to be held on June 16, 2022.



Metropolitan Transportation Commission

375 Beale Street, Suite 800
San Francisco, CA 94105

Legislation Details (With Text)

File #:	22-0975	Version:	1	Name:	
Type:	Report	Status:		Informational	
File created:	5/12/2022	In control:		ABAG POWER Executive Committee	
On agenda:	6/16/2022	Final action:			
Title:	Staff will provide a verbal report of recent energy industry developments and programmatic updates regarding the Bay Area Regional Energy Network (BayREN).				
Sponsors:					
Indexes:					
Code sections:					
Attachments:					

Date	Ver.	Action By	Action	Result
------	------	-----------	--------	--------

Subject:

Staff will provide a verbal report of recent energy industry developments and programmatic updates regarding the Bay Area Regional Energy Network (BayREN).

Presenter:

Jennifer Berg, Director, Energy Section, ABAG/MTC

Recommended Action:

Information

Attachments: List any attachments.



Metropolitan Transportation Commission

375 Beale Street, Suite 800
San Francisco, CA 94105

Legislation Details (With Text)

File #: 22-0976 **Version:** 1 **Name:**

Type: Report **Status:** Informational

File created: 5/12/2022 **In control:** ABAG POWER Executive Committee

On agenda: 6/16/2022 **Final action:**

Title: Staff will review recent gas operations, including gas purchases; the program's long-term hedge position; gas imbalances; regulatory updates; and other miscellaneous program items.

Sponsors:

Indexes:

Code sections:

Attachments: [5.a.- Monthly Summary of Operations \(Presentation\)](#)
[5.b.- Monthly Summary of Operations \(Summary Sheet\)](#)

Date	Ver.	Action By	Action	Result
------	------	-----------	--------	--------

Subject:

Staff will review recent gas operations, including gas purchases; the program's long-term hedge position; gas imbalances; regulatory updates; and other miscellaneous program items.

Presenter:

Ryan Jacoby, Program Manager, ABAG/MTC

Recommended Action:

Information

Attachments: List any attachments.

ABAG POWER

Executive Committee Meeting

Thursday, June 16, 2022

Ryan Jacoby
Program Manager



1

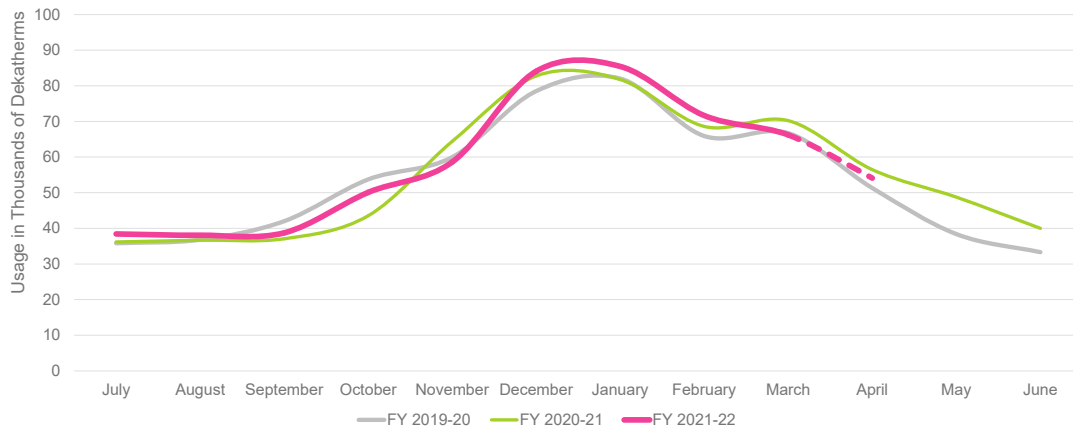
Monthly Summary of Operations

- Preliminary (unaudited) financial statements indicate the following fiscal year cumulative rates relative to PG&E's rate schedules:
 - Small Commercial: +5.9%
 - Large Commercial: +9.0%
 - Residential: +1.0%
 - Natural Gas Vehicle: +1.5%
- Pricing remains volatile and elevated, within the ~~\$5-7~~ \$8-11/Dth range
- Carbon Offset RFP closure and proposal evaluation period
- Introductory meeting with the Judicial Council of California



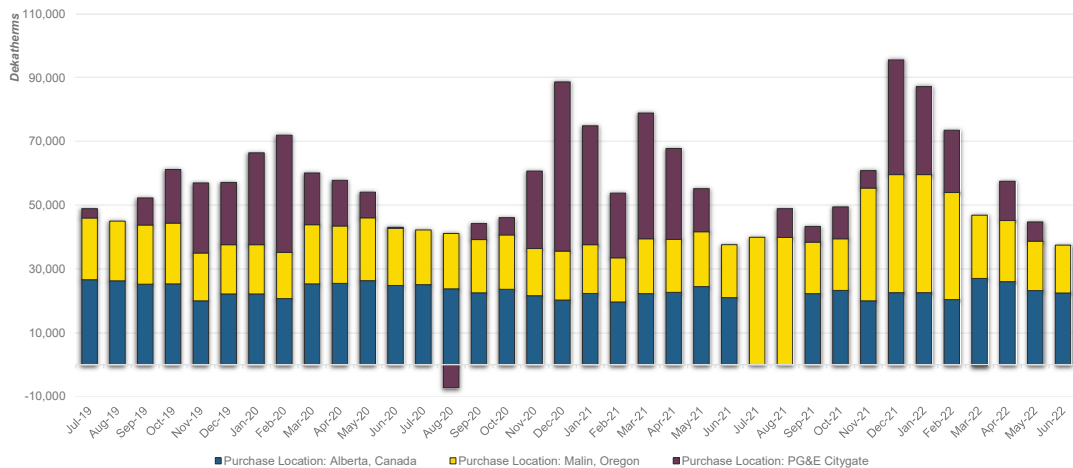
2

Gas Usage Comparison by Month & Year

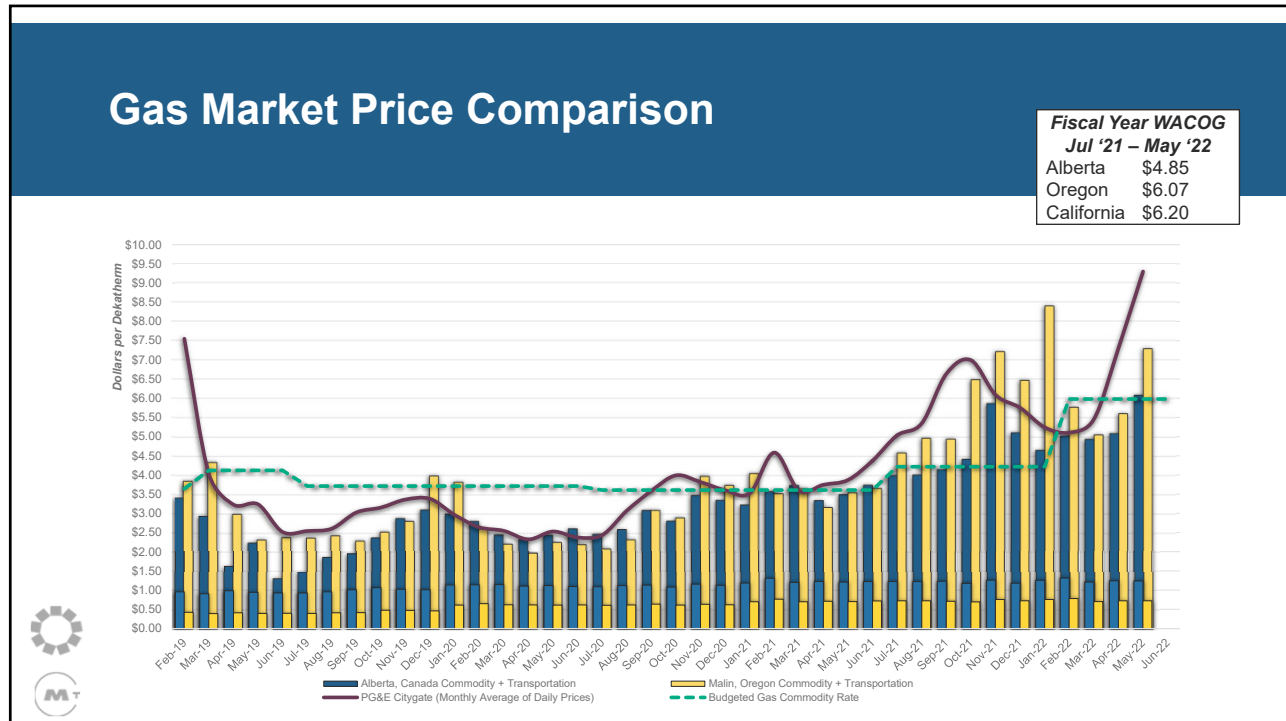


3

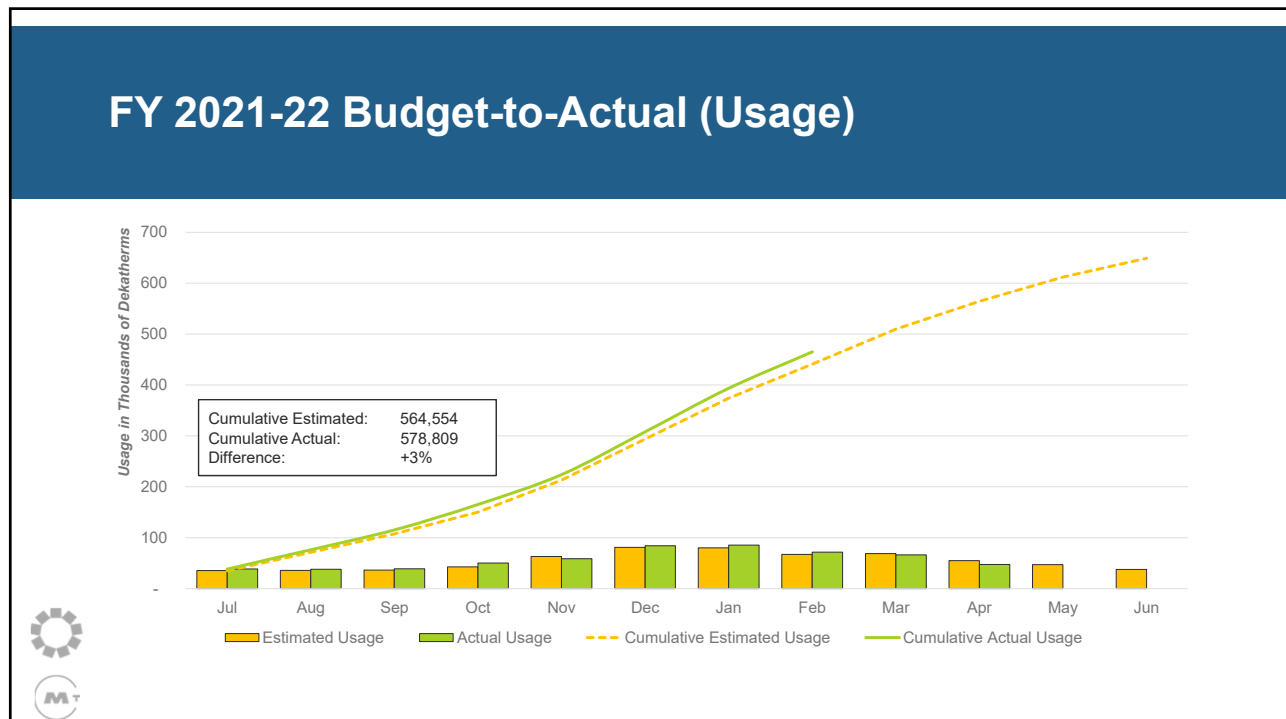
Historical & Anticipated Gas Purchase Requirements



4



5



6

FY 2021-22 Budget-to-Actual (Cost)

	YTD Actual 04/30/22	Amended Budget FY 2021-22	Current Budget Utilization
Revenue	7,901,907	10,022,440	79%
Expense			
Cost of Energy	8,158,250	9,223,337	88%
Staff, Consultant, and Other Expenses	580,437	796,081	73%
Surplus / (Deficit)	(836,781)	3,022	-



7

Strategic Implementation Roadmap

Evaluating Proposal(s):

- Request for Proposals for Management of Carbon Offsets

Internally routing and discussing:

- Request for Proposals for SB 1383-eligible natural gas products

Subsequent initiatives:

- Memorandum of Understanding with SPURR for vehicle fuel program membership
- Voluntary electrification incentive buildout



8

SB 1383 Survey Response Update

As of April 21, 2022

6
Questions

17
Responses

2 mins
Typical time spent

As of June 16, 2022

1
Phone Call

21
Responses (+4)

1
Presentation

Santa Clara County SB 1383 Technical Advisory Subcommittee

1
Informational Announcement

Joint Venture Public Sector Climate Task Force

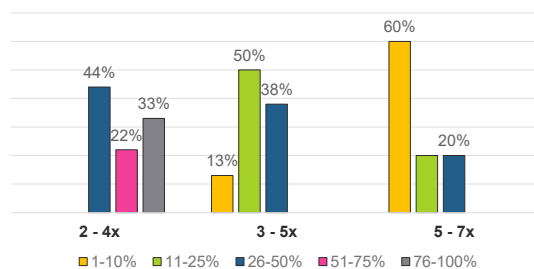


9

SB 1383 Survey Response Update (Cont'd)

Q4:

Given the below ranges for a potential price premium, what percentage, if any, of your agency's current gas usage would you be willing to replace with SB 1383-eligible renewable gas?

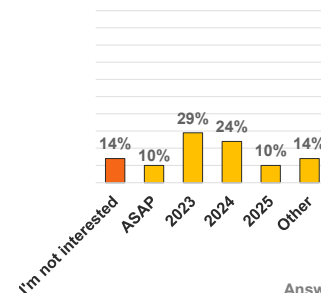


Answered: 7 9
Skipped: 40 12



Q5:

Disregarding current availability, how soon would you be willing to begin purchasing SB 1383-eligible renewable gas?



Answered: 47 21
Skipped: 0

10

SB 1383 Next Steps

Framing our expectations

- ✓ There may only be one facility currently producing eligible gas.
- ✓ If supply is available, a methodology will need to be developed to allocate supply among interested members, since demand will likely exceed supply.
- ✓ If there is no current supply, the procurement could be reissued later.



Association of Bay Area Governments Publicly Owned Energy Resources

ABAG POWER

Executive Committee

June 16, 2022

Agenda Item 5.b.

Report on Natural Gas Program

Subject:

Monthly Summary of Operations

Background:

From July 2021 through May 2022, natural gas prices were extremely volatile, with average prices significantly higher than recent years. During this period, daily prices per dekatherm (\$/Dth) at PG&E's Citygate ranged from \$4.24 to \$10.02, with an unweighted average of \$6.15. PG&E's small commercial procurement rate (G-NR1) – the rate under which most ABAG POWER accounts would be categorized – averaged \$5.65 during this time.

The program continues to purchase gas exclusively on daily and monthly markets within California, Oregon, and Alberta, Canada. Due to expected high pricing, gas was not purchased from Canada in July and August. Due to extreme market volatility, gas suppliers are increasingly unwilling to provide variable quantity and index-based contracts, instead preferring fixed quantity and/or price transactions to minimize market exposure.

Preliminary (unaudited) financial statements through April 2022 indicate cumulative savings of -6.3% when compared to PG&E's G-NR1 rate.

Market Price Comparison

Current pricing is driven by limited production of oil and gas. During 2020, the Organization of Petroleum Exporting Countries (OPEC) imposed worldwide production limits in an attempt to balance chaotic supply and demand patterns caused by COVID-19. Since then, rebounding demand has outstripped productions levels, which are rising but not expected to return to pre-pandemic levels until late-2022. Meanwhile, record-level liquefied natural gas (LNG) exports, low national storage inventories, and strong-weather driven demand have contributed to elevated domestic pricing. These factors are exacerbated by geopolitical tensions caused by the war in Ukraine and subsequent commitments made by the U.S. to increase exports of LNG to Europe (aiming to supplant Russian gas supply).

Historical and Anticipated Gas Supply

Since July 1, 2018, the general gas purchasing strategy has been exclusively in the short-term, index-based market.

Agenda Item 5.b. – Monthly Summary of Operations

June 16, 2022

Page 2 of 2

Gas purchases are currently made on monthly and daily indices at three market locations. Fixed-price purchases are made only by exception and with Committee approval. In December 2021, acknowledging extraordinary volatility preventing staff from obtaining index-based supply, the Executive Committee provided staff temporary authority, expiring June 30, 2022, to enter fixed-price purchase contracts valued at less than \$1 million and for a term not to exceed four months. In February 2022, staff entered a four-month fixed-price contract for supply at Malin, Oregon.

Issues:

It is typical for the program to experience a double-digit savings deficit during the summer months due to the seasonal nature of the program's gas usage. When usage is higher in the winter months, the program's fixed costs are spread over a larger usage pool resulting in a lower rate per therm, which is not true for the summer months. A 10-20% performance premium approaching the winter season is typical and not out of the ordinary. This year, the savings figure is also impacted by the application of a procurement credit (\$1.33/Dth/month) which significantly decreases PG&E's rate.


Recommended Action:

None.

Attachments:

- Summary of Natural Gas Program (Presentation)
- Historical and Anticipated Gas Purchase Requirements
- Market Price Comparison
- Summary of Natural Gas Program, Fiscal Year 2021-2022

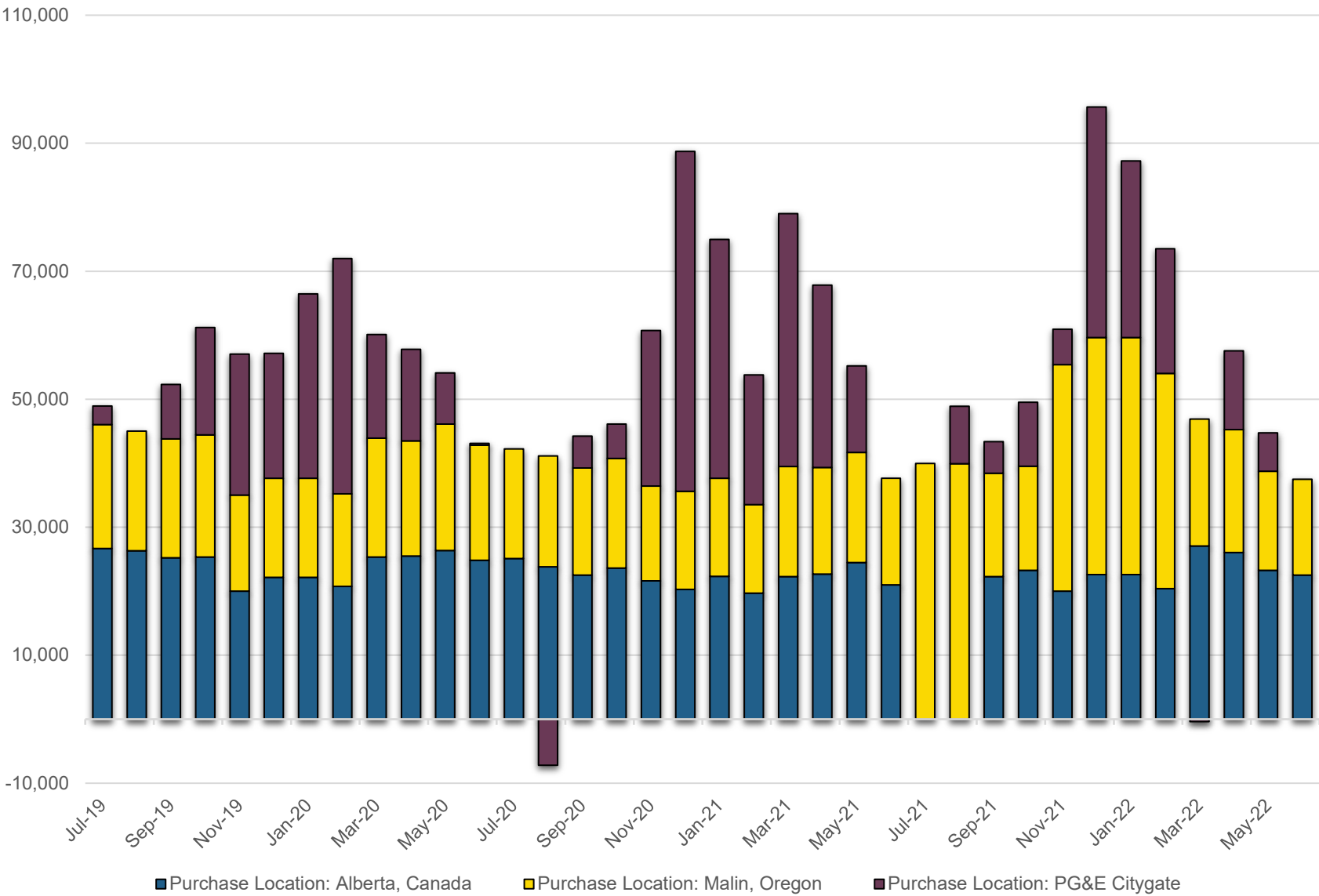
Reviewed:

DocuSigned by:

C589B7B78B7A4E2...

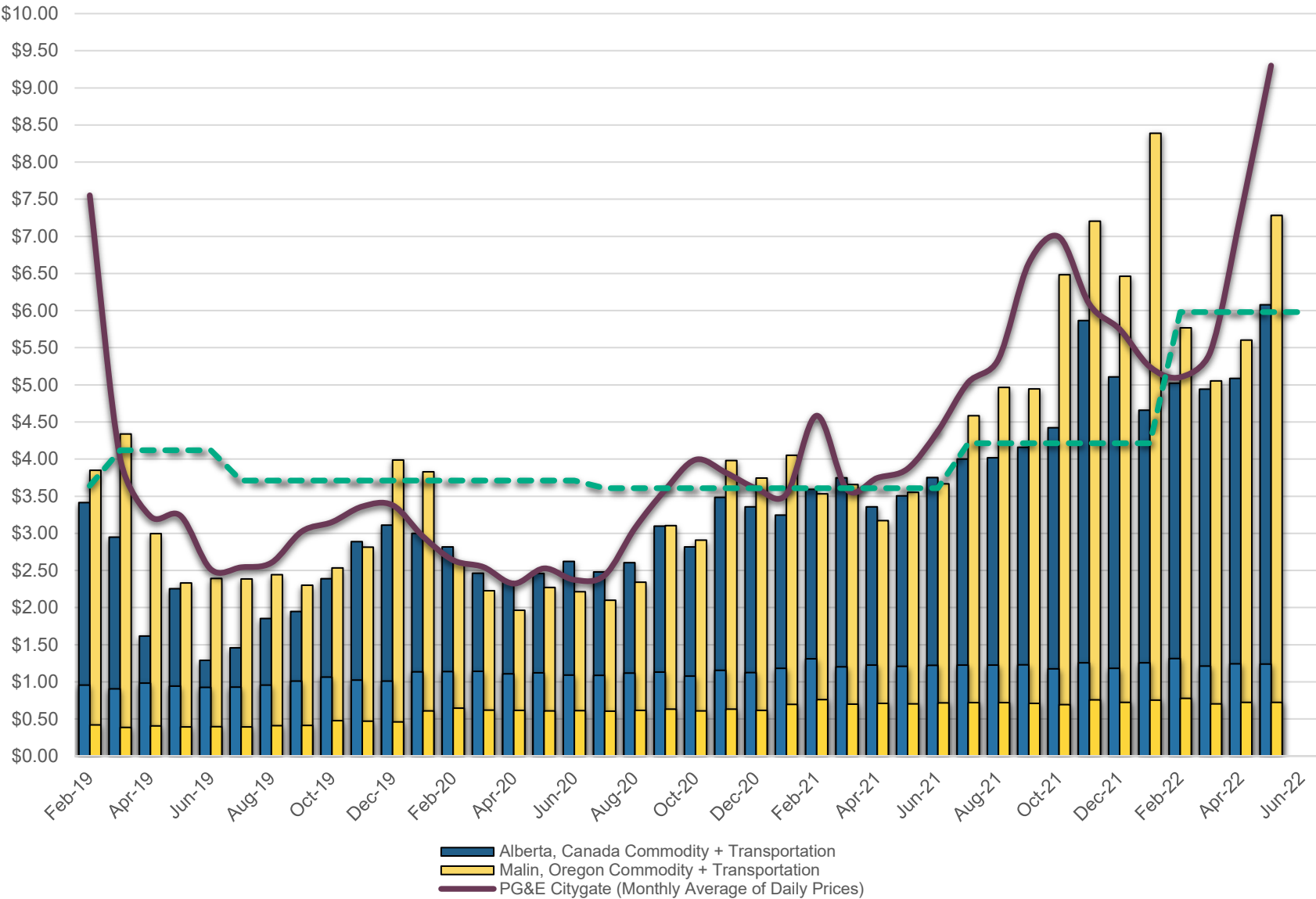
for

Brad Paul

Historical and Anticipated Gas Purchase Requirements



Market Price Comparison



All gas quantities in Dth and rates in \$/Dth.

² Weighted Average Cost of Gas (WACOG) at PG&E Citygate

³ Includes costs to transport gas to PG&E Citygate from alternate delivery points, as well as physical storage costs.

⁴ Includes scheduling fees, billing fees, administrative costs and misc. expenses; less interest income.

⁵ PG&E charges billed to ABAG POWER via EDI process and passed through to customers. These costs do not necessarily tie directly to the actual gas usage shown above due to timing difference in reporting.

⁶ From billing data

⁷ Based on PG&E's G-NR1 rate schedule.

⁸ Includes: Procurement Charge, Capacity Charge, Brokerage Fee, Shrinkage, and Storage.

⁹ PG&E Transportation Charge; Customer Charge, and surcharge for Public Purpose Programs. Does not include Franchise Fees and City Taxes.



Metropolitan Transportation Commission

375 Beale Street, Suite 800
San Francisco, CA 94105

Legislation Details (With Text)

File #: 22-1058 **Version:** 1 **Name:**
Type: Action Item **Status:** Committee Approval
File created: 6/2/2022 **In control:** ABAG POWER Executive Committee
On agenda: 6/16/2022 **Final action:**
Title: Approval of Fiscal Year (FY) 2021-2022 Operating Budget amendment in the amount of \$456,687, for a total budget not to exceed \$10,476,105, with no changes to members' levelized charges for the period ending June 30, 2022.

Sponsors:

Indexes:

Code sections:

Attachments: [6.a.- FY2021-22 Operating Budget Amendment \(Summary Sheet\)](#)
[6.b.- FY2021-22 Operating Budget Amendment \(Summary Approval\)](#)

Date	Ver.	Action By	Action	Result
------	------	-----------	--------	--------

Subject:

Approval of Fiscal Year (FY) 2021-2022 Operating Budget amendment in the amount of \$456,687, for a total budget not to exceed \$10,476,105, with no changes to members' levelized charges for the period ending June 30, 2022.

Presenter:

Ryan Jacoby, Program Manager, ABAG/MTC

Recommended Action:

Approval

Attachments: List any attachments.

Association of Bay Area Governments Publicly Owned Energy Resources

ABAG POWER

Executive Committee

June 16, 2022

Agenda Item 6.a.

Fiscal Year 2021-22 Operating Budget Amendment

Subject:

Approval of fiscal year (FY) 2021-22 operating budget amendment in the amount of \$456,687, for a total budget not to exceed \$10,476,105, with no changes to members' levelized charges for the period ending June 30, 2022.

Background:

As of April 30, 2022, the program's year-end expenditures are projected to exceed the approved operating budget. This deficit is caused by sustained, extraordinarily high natural gas market prices and recent increases to Pacific Gas and Electric Company's (PG&E) pass-through costs.

The program's general purchasing strategy attempts to balance risk exposure with cost savings and price stability, but ultimately the market price for natural gas is subject to forces of supply and demand that are beyond the control of the program. PG&E and other core transport agents are also subject to these prices to varying degrees.

This proposed amendment increases the overall expense budget by \$456,687 (5%), from \$10,019,418, to \$10,476,105 to align with current year-end projections. The amendment does not include an accompanying adjustment to revenue; therefore, there is no change to members' levelized charges. Any difference between budgeted and actual costs will be reflected in the FY 21-22 true-up, implemented during FY 22-23.

Issues:

Starting in June 2021, market prices began a nearly year-long rise to current levels, necessitating a budget amendment in February 2022. The program's working capital deposits (\$2 million) were sufficient to address the relatively minor deficit through the first half of the year prior to the adjustment of members' levelized charges in March 2022. Working capital deposits will continue to be used to address cashflow deficits during the current fiscal year.

Recommended Action:

The ABAG POWER Executive Committee is requested to review and approve as proposed the Fiscal Year 2021-22 ABAG POWER Operating Budget amendment in the amount of \$456,687, for a total budget not to exceed \$10,476,105, with no changes to members' levelized charges for the period ending June 30, 2022.

Agenda Item 6.a. – Fiscal Year 2021-22 Operating Budget Amendment

June 16, 2022

Page 2 of 2

Attachments:

- Fiscal Year 2021-22 Operating Budget Amendment (06/16/22) (Summary Approval)

Reviewed:

DocuSigned by:
Jennifer Berg
C589B7B78B7A4E2...

for

Brad Paul

	YTD Actual As of 04/30/22	Projected FY 2021-22	Amended FY 2021-22 (02/17/22)	Proposed Amendment (06/16/22)	\$ Change Inc./ (Dec)	% Change Inc./ (Dec)
Revenue						
Sale of Energy	7,895,280	10,008,240	10,008,240	10,008,240	\$ -	0%
Interest Income - Banks/LAIF	2,117	8,469	5,000	5,000	\$ -	0%
Other Revenue	4,509	9,018	9,200	9,200	\$ -	0%
Total Revenue	7,901,907	10,025,728	10,022,440	10,022,440	\$ -	0%
Expense						
Cost of Energy						
PG&E Pass-through Costs	4,523,504	5,428,205	4,770,212	5,226,899	\$ 456,687	10%
Gas Commodity & Shrinkage Costs	3,000,963	3,601,156	3,711,895	3,711,895	\$ -	0%
Intra/Interstate Pipeline Transportation	506,740	608,088	570,859	570,859	\$ -	0%
Gas Storage	127,043	152,451	170,371	170,371	\$ -	0%
Total Cost of Energy	8,158,250	9,789,900	9,223,337	9,680,024	\$ 456,687	5%
Staff Cost						
Salary & Benefits	220,688	264,825	276,473	276,473	\$ -	0%
Overhead	105,268	126,322	138,403	138,403	\$ -	0%
Total Staff Cost	325,956	391,147	414,876	414,876	\$ -	0%
Consultant Services						
Program Design Services	82,838	82,838	150,000	150,000	\$ -	0%
Gas Scheduling Services	89,000	106,800	106,800	106,800	\$ -	0%
Database Hosting Services	18,545	18,545	18,545	18,545	\$ -	0%
Financial Reporting	0	0	0	0	\$ -	0%
Brokerage Services	7,028	8,433	12,000	12,000	\$ -	0%
External Legal Support	0	0	0	0	\$ -	0%
Electronic Data Interchange Services	5,588	6,706	7,750	7,750	\$ -	0%
Total Consultant Services	202,999	223,322	295,095	295,095	\$ -	0%
Other Expenses						
Audit	46,799	70,000	70,000	70,000	\$ -	0%
Interest Expense/Bank Charges	1,698	2,038	9,500	9,500	\$ -	0%
Catering	0	0	1,500	1,500	\$ -	0%
Market Pricing Subscriptions	1,718	1,718	1,660	1,660	\$ -	0%
Travel	0	0	1,000	1,000	\$ -	0%
Industry Memberships & Conferences	300	300	1,450	1,450	\$ -	0%
Insurance	700	700	700	700	\$ -	0%
Postage	268	268	0	0	\$ -	0%
Miscellaneous	0	0	300	300	\$ -	0%
Total Other Expense	51,483	75,024	86,110	86,110	\$ -	0%
Total Expense	8,738,687.68	10,479,393	10,019,418	10,476,105	\$ 456,687	5%
Surplus / Deficit	-836,781	-453,665	3,022	-453,665	-456,687	



S U M M A R Y O F E X E C U T I V E C O M M I T T E E A P P R O V A L

Work Item No.:	1707
Consultant:	N/A
Work Project Title:	ABAG POWER
Purpose of Project:	Purchase/transport of natural gas
Brief Scope of Work:	Enable price stability and cost savings by conducting pooled purchasing of natural gas on behalf of local governments.
Project Cost Not to Exceed:	Current Budget: \$10,022,440 Proposed Amendment: \$456,687 Amended Budget: \$10,476,105
Funding Source:	Program Participant Fees
Fiscal Impact:	Funds programmed in FY 21-22 Budget
Motion by Committee:	The ABAG POWER approves an amendment to the Fiscal Year 2021-22 Operating Budget in the amount of \$456,687, for a total budget not to exceed \$10,476,105, with no changes to members' levelized charges for the period ending June 30, 2022.
Executive Committee Approval:	Angela Walton Chair, Executive Committee
Approval Date:	June 16, 2022



Metropolitan Transportation Commission

375 Beale Street, Suite 800
San Francisco, CA 94105

Legislation Details (With Text)

File #: 22-0977 **Version:** 1 **Name:**
Type: Action Item **Status:** Committee Approval
File created: 5/12/2022 **In control:** ABAG POWER Executive Committee
On agenda: 6/16/2022 **Final action:**

Title: Approval of Fiscal Year (FY) 2022-23 Operating Budget in the amount \$12,869,639, and accompanying levelized charges for the period July 1, 2022 through June 30, 2023.

Sponsors:

Indexes:

Code sections:

Attachments: [7.a.- FY 2022-23 Operating Budget \(Presentation\)](#)
[7.b.- FY 2022-23 Operating Budget \(Summary Sheet\)](#)
[7.c.- FY 2022-23 Levelized Charges](#)
[7.d.- FY 2022-23 Operating Budget \(Summary Approval\)](#)

Date	Ver.	Action By	Action	Result
------	------	-----------	--------	--------

Subject:

Approval of Fiscal Year (FY) 2022-23 Operating Budget in the amount \$12,869,639, and accompanying levelized charges for the period July 1, 2022 through June 30, 2023.

Presenter:

Arleicka Conley, Section Director Finance and Accounting, ABAG/MTC
Ryan Jacoby, Program Manager, ABAG/MTC

Recommended Action:

Approval

Attachments: List any attachments.

ABAG POWER Executive Committee



ASSOCIATION OF BAY AREA GOVERNMENTS
METROPOLITAN TRANSPORTATION COMMISSION

June 16, 2022

1

1

FY 22-23 Budget Goals

2022-23 Goals

- **Indirectly offset greenhouse gas emissions** caused by the combustion of natural gas at all facilities in the program's portfolio.
- **Begin participating in state and federal low-carbon transportation fuel programs** to achieve revenue-generating and emissions reductions opportunities related to the use of Renewable Natural Gas as a vehicle fuel.
- **Examine opportunities to increase program membership** due to ongoing implementation of the Strategic Implementation Roadmap.
 - Electrification incentives
 - SB 1383 assistance



ASSOCIATION OF BAY AREA GOVERNMENTS
METROPOLITAN TRANSPORTATION COMMISSION

2

2

FY 22-23 Budget Overview

Budget Components

- PG&E pass-through costs
- Commodity, transportation, and storage costs
- Environmental and other initiatives
- Program administration
 - ✓ Staff, consultants, and audit

Primary Cost Drivers

- Gas usage
 - ✓ Weather, sustainability
- Market prices
 - ✓ Supply and demand, hedging



3

FY 22-23 Budget

	Amended FY 21-22	Proposed FY 22-23	Change (\$)	Change (%)
Revenue				
Sale of Energy	10,008,240	12,857,280	2,849,040	28%
Interest & Other Income	14,200	12,359	(1,841)	(37%)
Total Revenue	10,022,440	12,869,639	2,847,199	28%
Expense				
Cost of Energy	9,223,337	11,984,225	2,760,888	30%
Staff Cost	414,876	507,019	92,143	22%
Consultant Services	295,095	295,095	0	0%
Other Expenses	86,110	79,968	(6,142)	(7%)
Total Expense	10,019,418	12,866,307	2,846,889	28%
Surplus / (Deficit)	3,022	3,332	310	

Assumptions:
• Less cash in LAIF

Assumptions:
• Slight increase in usage
• Higher gas prices
• Higher PG&E costs
• \$150k environmental

4

4

FY 22-23 Budget

Revenue

- Increase of \$2.9 million (28%), from \$10.0 million to \$12.9 million, compared to the previous fiscal year, due to associated increase (28%) in expenses – primarily the cost of energy
- Decrease of \$1.8 thousand (-37%) to LAIF income

Cost of Energy

- Increase of \$1.0 million (22%) to PG&E pass-through costs
- Increase of \$1.7 million (39%) to commodity, transportation, and storage costs

Staff, Consultant, and Other Expenses

- Increase of \$92 thousand (22%) in staff salaries, benefits, and overhead.
- Retains \$150 thousand earmarked for implementing Strategic Implementation Roadmap
- Decrease of \$6 thousand (9%) to audit fees

5

5

FY 22-23 Budget

Questions / Discussion

6

6

Association of Bay Area Governments Publicly Owned Energy Resources

ABAG POWER

Executive Committee

June 16, 2022

Agenda Item 7.b.

Fiscal Year 2022-23 Operating Budget

Subject:

Approval of Fiscal Year (FY) 2022-23 Operating Budget in the amount of \$12,869,639, and accompanying levelized charges for the period July 1, 2022, through June 30, 2023.

Background:

The natural gas program budget for FY 2022-23 reflects an increase of \$2.9 million (28%), from \$10.0 million to \$12.9 million, compared to the previous fiscal year.

Notable Changes from Preliminary Operating Budget

Since the preliminary operating budget was presented on April 21, 2022, there are three changes, explained below:

Budget Component	Preliminary Budget (04/21/22)	Proposed Budget (06/17/22)
PG&E Pass-through Costs	\$5,489,557	\$5,816,444
Gas Commodity & Shrinkage Costs	\$3,755,549	\$5,330,015
Staff Cost	\$431,291	\$507,019

1. Permanent increases in PG&E pass-through costs took effect both January 1 and March 1, 2022. An additional increase is anticipated to take effect January 1, 2023; the proposed budget increase adjusts for the cumulative effect of these rate increases, resulting in a slightly higher rate per therm, and accounts for a minor increase in portfolio usage.
2. Natural gas market prices began to rise this April and have continued to increase at an extraordinary rate during the past two months. Prices are expected to remain volatile and high throughout the summer months (\$10/Dth) before a slight decline during the winter months (\$6-8/Dth), and ultimately beginning to normalize (\$3-5/Dth) next summer.
3. An increase in staff costs reflect the anticipated hire of one full-time employee that will work 25% time on ABAG POWER. This position would increase the number of ABAG POWER full-time equivalents from 1.20 to 1.45.

Revenue

The gas program operates as a not-for-profit entity; therefore, revenue equals costs less interest and other income. The increase in revenue is due to a corresponding increase in expenses.

Agenda Item 7.b. – Fiscal Year 2022-23 Operating Budget

June 16, 2022

Page 2 of 3

Cost of Energy

The cost of energy is comprised of pass-through, gas commodity and shrinkage, transportation, and storage costs. These costs are highly correlated to the program's usage, and are each expressed as a dollars per dekatherm (\$/Dth) rate.

PG&E pass-through costs represent 45% of the program budget and primarily consist of customer and transportation charges associated with local distribution. The California Public Utilities Commission (CPUC) determines "just and reasonable" rates requested by PG&E through public proceedings. These costs have increased significantly in recent years, driven by PG&E's requested cost recovery for safety improvements including system hardening, leak detection, and storage asset management, that was approved by the CPUC. The overall increase of \$1.0 million (22%) is due to a corresponding increase in PG&E's adopted 2023-2026 General Rate Case.¹

Gas commodity costs are impacted by both the program's usage and market factors including supply and demand, purchase location, and contract structure. The year-over-year increase of \$1.6 million (44%) anticipates an increase in market prices and a minor increase in usage. Shrinkage refers to the loss of a small volume of gas during compression and long-distance transport. Because of shrinkage, the program must purchase more gas than is actually used.

Intra- and inter-state pipeline transportation costs are dependent upon the program's gas purchasing strategy, which details where, and in which amounts, gas is purchased. Pipeline transportation rates are determined by state and/or federal agencies which regulate pipeline operators. An anticipated increase of \$85 thousand (15%) reflects the approval of routine safety and modernization measures proposed by pipeline operators.

The CPUC requires ABAG POWER, as a CTA, to hold gas storage capacity both with PG&E and a third-party provider. Storage costs are expected to increase by \$11 thousand (7%) due to rising rates for storage for proposed safety improvements, similar to pass-through costs.

Staff Cost

Staff costs will increase by \$92 thousand (22%) as a result of a 2.8% Cost of Living Adjustment (COLA), position reclassification, and the anticipated hiring of one full-time employee working partially (25%) on ABAG POWER.

Consultant Services

There are no changes proposed to the consultant services budget. During FY 2021-22, the Executive Committee adopted ABAG POWER's Stakeholder Engagement Report and Strategic Implementation Roadmap (SIP), largely concluding program design work budgeted for \$150,000 per year. Staff proposes the same amount be earmarked during FY 2022-23 for implementing initiatives identified in the SIP, including management of carbon offsets, participation in state and federal vehicle fuel programs, and certification of gas supply. These serves are intended to

¹ https://www.pge.com/en_US/about-pge/company-information/regulation/general-rate-case/grc.page

Agenda Item 7.b. – Fiscal Year 2022-23 Operating Budget

June 16, 2022

Page 3 of 3

provide both revenue-generating activities (vehicle fuel programs) and environmental benefits for program participants.

Other Expenses

There is a minor decrease of \$6 thousand (9%) proposed to the audit fees; otherwise, there are no other proposed changes to expenses.

Issues:

None.

Recommended Action:

The ABAG POWER Executive Committee is requested to review and approve as proposed the Fiscal Year 2022-23 Operating Budget in the amount of \$12,869,639, and accompanying levelized charges as shown in agenda item 7.c. for the period July 1, 2022, through June 30, 2023.

Attachments:

- ABAG POWER Fiscal Year 2022-23 Operating Budget (Presentation)
- ABAG POWER Fiscal Year 2022-23 Operating Budget Levelized Charges
- ABAG POWER Fiscal Year 2022-23 Operating Budget (Summary Approval)

Reviewed:

DocuSigned by:

CS89B7B78B7A4E2...

for

Brad Paul

	YTD Actuals as of 04/30/22	Projected FY 2021-22	Amended FY 2021-22	Preliminary FY 2022-23	\$ Change Increase/(Decrease)	% Change Increase/(Decrease)
Revenue						
Sale of Energy	\$ 7,895,280	\$ 10,008,240	\$ 10,008,240	\$ 12,857,280	\$ 2,849,040	28%
Interest Income - Banks/LAIF	2,117	8,469	5,000	3,159	(1,841)	-37%
Other Revenue	4,509	9,018	9,200	9,200	-	0%
Total Revenue	7,901,907	10,025,728	10,022,440	12,869,639	2,847,199	28%
Expense						
Cost of Energy						
PG&E Pass-through Costs	4,523,504	6,635,256	4,770,212	5,816,444	1,046,232	22%
Gas Commodity & Shrinkage Costs	3,000,963	4,501,445	3,711,895	5,330,015	1,618,120	44%
Intra/Interstate Pipeline Transportation	506,740	760,110	570,859	655,993	85,134	15%
Gas Storage	127,043	190,564	170,371	181,774	11,402	7%
Total Cost of Energy	8,158,250	12,087,375	9,223,337	11,984,225	2,760,888	30%
Staff Cost						
Salary & Benefits	220,688	331,032	276,473	338,013	61,540	22%
Overhead	105,268	157,902	138,403	169,006	30,603	22%
Total Staff Cost	325,956	488,934	414,876	507,019	92,143	22%
Consultant Services						
Program Design Services	82,838	82,838	150,000	150,000	-	0%
Gas Scheduling Services	89,000	106,800	106,800	106,800	-	0%
Database Hosting Services	18,545	18,545	18,545	18,545	-	0%
Financial Reporting	-	-	-	-	-	0%
Brokerage Services	7,028	10,541	12,000	12,000	-	0%
External Legal Support	-	-	-	-	-	0%
Electronic Data Interchange Services	5,588	8,382	7,750	7,750	-	0%
Total Consultant Services	202,999	227,107	295,095	295,095	-	0%
Other Expenses						
Audit	46,799	70,000	70,000	63,800	(6,200)	-9%
Interest Expense/Bank Charges	1,698	2,547	9,500	9,500	-	0%
Catering	-	250	1,500	1,500	-	0%
Market Pricing Subscriptions	1,718	1,660	1,660	1,718	58	3%
Travel	-	-	1,000	1,000	-	0%
Industry Memberships & Conferences	300	300	1,450	1,450	-	0%
Insurance	700	700	700	700	-	0%
Postage	268	500	-	-	-	0%
Miscellaneous	-	-	300	300	-	0%
Total Other Expense	51,483	75,957	86,110	79,968	(6,142)	-7%
Total Expense	8,738,688	12,879,373	10,019,418	12,866,306	2,846,888	28%
Operating Surplus/(Deficit)	\$ (836,781)	\$ (2,853,645)	\$ 3,022	\$ 3,333	\$ 311	

			ABAG POWER Operating Costs		PG&E Costs		
			Gas Commodity and Transportation Cost	Program Expenses	Gas Storage Costs	PG&E Pass-through Costs	Distribution Shrinkage
Core Rates	Small Commercial	G-NR1	\$ 0.891	\$ 0.131	\$ 0.031	\$ 0.996	\$ 0.016
	Large Commercial	G-NR2				\$ 0.747	
	Residential	G-1/GM				\$ 0.952	
Noncore Rate	Electric Generation	G-NT	\$ 0.891	\$ 0.131	\$ -	\$ -	\$ 0.001

Member Agency	Master Account	Predominant Load Schedule	CY 2020 Actual Usage	CY 2021 Actual Usage	FY 23 Estimated Usage	Gas Commodity and Transportation Cost	Program Expenses	Gas Storage Costs	PG&E Pass-through Costs	Distribution Shrinkage	Total Annual Cost Estimate	FY 22-23 Monthly Levelized Charge (Jul '22 - Jun '23)	FY 21-22 Monthly Levelized Charge (Mar '22 - Jun '22)	% Change
Alameda, City														
Alameda, City	ALAACPC001	G-NR1	51,771	42,641	47,216	\$ 42,077	\$ 6,201	\$ 1,459	\$ 47,021	\$ 670	\$ 97,427	\$ 8,120	\$ 9,190	-12%
Alameda Municipal Power	ALAACPC002	G-NR1	377	560	519	\$ 462	\$ 68	\$ 16	\$ 516	\$ 7	\$ 1,070	\$ 90	\$ 80	13%
Alameda City Housing Authority	ALAACPC003	G-1/G-M	28,614	31,084	31,342	\$ 27,931	\$ 4,116	\$ 969	\$ 29,841	\$ 445	\$ 63,301	\$ 5,280	\$ 6,330	-17%
Albany, City	ALBACPC001	G-NR1	10,156	10,184	10,279	\$ 9,161	\$ 1,350	\$ 318	\$ 10,237	\$ 146	\$ 21,211	\$ 1,770	\$ 1,950	-9%
Atherton, Town	ATHACPT001	G-1/G-M	3,219	3,538	3,444	\$ 3,069	\$ 452	\$ 106	\$ 3,279	\$ 49	\$ 6,956	\$ 580	\$ 650	-11%
Benicia, City	BENACPC001	G-NR1	62,776	72,641	70,488	\$ 62,816	\$ 9,257	\$ 2,178	\$ 70,198	\$ 1,000	\$ 145,449	\$ 12,130	\$ 12,410	-2%
Contra Costa, County	CONACPN001	G-NR1	1,294,846	1,395,695	1,352,389	\$ 1,205,205	\$ 177,602	\$ 41,794	\$ 1,346,818	\$ 19,183	\$ 2,790,603	\$ 232,560	\$ 231,780	0%
Cupertino, City	CUPACPC001	G-NR1	25,808	38,992	35,833	\$ 31,933	\$ 4,706	\$ 1,107	\$ 35,685	\$ 508	\$ 73,940	\$ 6,170	\$ 5,980	3%
Fremont, City	FREACPC001	G-NR1	174,501	205,875	197,895	\$ 176,357	\$ 25,989	\$ 6,116	\$ 197,080	\$ 2,807	\$ 408,349	\$ 34,030	\$ 35,820	-5%
Golden Gate Bridge, H&TD	GOLACP001	G-NR1	60,777	65,329	63,028	\$ 56,168	\$ 8,277	\$ 1,948	\$ 62,768	\$ 894	\$ 130,056	\$ 10,840	\$ 10,820	0%
Gonzales, City	GONACPC001	G-NR1	2,198	20,393	13,508	\$ 12,038	\$ 1,774	\$ 417	\$ 13,453	\$ 192	\$ 27,874	\$ 2,330	\$ 1,500	55%
Half Moon Bay, City	HALACPC001	G-NR1	1,534	2,913	2,395	\$ 2,135	\$ 315	\$ 74	\$ 2,385	\$ 34	\$ 4,943	\$ 420	\$ 330	27%
Hercules, City	HERACPC001	G-NR1	28,382	97,635	79,154	\$ 70,539	\$ 10,395	\$ 2,446	\$ 78,828	\$ 1,123	\$ 163,331	\$ 13,620	\$ 9,290	47%
Los Altos, City	LOSACPC001	G-NR1	16,351	17,440	16,835	\$ 15,003	\$ 2,211	\$ 520	\$ 16,766	\$ 239	\$ 34,738	\$ 2,900	\$ 3,210	-10%
Mill Valley, City	MILACPC001	G-NR1	65,855	107,893	91,195	\$ 81,270	\$ 11,976	\$ 2,818	\$ 90,819	\$ 1,294	\$ 188,177	\$ 15,690	\$ 13,220	19%
Millbrae, City														
Millbrae, City	MILACPC003	G-NR1	21,968	13,572	18,338	\$ 16,342	\$ 2,408	\$ 567	\$ 18,262	\$ 260	\$ 37,840	\$ 3,160	\$ 4,200	-25%
Millbrae WWTP	MILACPC004	G-NR1	0	893	197	\$ 175	\$ 26	\$ 6	\$ 480	\$ 3	\$ 690	\$ 60	\$ 40	50%
Milpitas, City	MILACPC002	G-NR1	120,317	114,463	120,659	\$ 107,527	\$ 15,846	\$ 3,729	\$ 120,162	\$ 1,711	\$ 248,975	\$ 20,750	\$ 24,690	-16%
Monte Sereno, City	MONACPC001	G-NR1	995	904	1,002	\$ 893	\$ 132	\$ 31	\$ 998	\$ 14	\$ 2,067	\$ 180	\$ 180	0%
Moraga, Town	MORACPT001	G-NR1	4,692	5,122	5,154	\$ 4,593	\$ 677	\$ 159	\$ 5,133	\$ 73	\$ 10,635	\$ 890	\$ 910	-2%
Napa, County	NAPACPN005	G-NR1	94,912	122,404	106,647	\$ 95,040	\$ 14,005	\$ 3,296	\$ 106,207	\$ 1,513	\$ 220,061	\$ 18,340	\$ 18,490	-1%
Oakland, City														
Oakland, City	OAKACPC001	G-NR1	596,296	714,656	665,123	\$ 592,736	\$ 87,347	\$ 20,555	\$ 662,383	\$ 9,434	\$ 1,372,456	\$ 114,380	\$ 111,960	2%
Oakland Zoological	OAKACPC002	G-NR1	10,559	13,254	12,351	\$ 11,006	\$ 1,622	\$ 382	\$ 12,300	\$ 175	\$ 25,485	\$ 2,130	\$ 2,120	0%
Orinda, City	ORACPC001	G-NR1	26,545	29,344	28,167	\$ 25,102	\$ 3,699	\$ 870	\$ 28,051	\$ 400	\$ 58,122	\$ 4,850	\$ 4,970	-2%
Pacifica, City	PACACPC001	G-NR1	23,920	27,198	25,598	\$ 22,812	\$ 3,362	\$ 791	\$ 25,492	\$ 363	\$ 52,820	\$ 4,410	\$ 4,430	0%
Petaluma, City	PETACPC001	G-NR1	23,820	23,536	23,380	\$ 20,835	\$ 3,070	\$ 723	\$ 23,283	\$ 332	\$ 48,243	\$ 4,030	\$ 4,280	-6%
Pleasanton, City	PLEACPC001	G-NR1	147,757	147,961	150,738	\$ 134,333	\$ 19,796	\$ 4,658	\$ 150,117	\$ 2,138	\$ 311,043	\$ 25,930	\$ 30,350	-15%
Richmond, City	RICACPC001	G-NR1	308,808	355,985	340,557	\$ 303,494	\$ 44,724	\$ 10,525	\$ 339,154	\$ 4,831	\$ 702,727	\$ 58,570	\$ 60,720	-4%
Salinas, City	SALACPC001	G-NR1	136,632	137,729	140,522	\$ 125,228	\$ 18,454	\$ 4,343	\$ 139,943	\$ 1,993	\$ 289,961	\$ 24,170	\$ 29,140	-17%
San Carlos, City	SANACPC003	G-NR1	24,063	29,581	26,706	\$ 23,800	\$ 3,507	\$ 825	\$ 26,596	\$ 379	\$ 55,108	\$ 4,600	\$ 4,340	6%

			ABAG POWER Operating Costs		PG&E Costs		
			Gas Commodity and Transportation Cost	Program Expenses	Gas Storage Costs	PG&E Pass-through Costs	Distribution Shrinkage
Core Rates	Small Commercial	G-NR1	\$ 0.891	\$ 0.131	\$ 0.031	\$ 0.996	\$ 0.016
	Large Commercial	G-NR2				\$ 0.747	
	Residential	G-1/GM				\$ 0.952	
Noncore Rate	Electric Generation	G-NT	\$ 0.891	\$ 0.131	\$ -	\$ -	\$ 0.001

Member Agency	Master Account	Predominant Load Schedule	CY 2020 Actual Usage	CY 2021 Actual Usage	FY 23 Estimated Usage	Gas Commodity and Transportation Cost	Program Expenses	Gas Storage Costs	PG&E Pass-through Costs	Distribution Shrinkage	Total Annual Cost Estimate	FY 22-23 Monthly Levelized Charge (Jul '22 - Jun '23)	FY 21-22 Monthly Levelized Charge (Mar '22 - Jun '22)	% Change
San Mateo County														
San Mateo County006	SANACPC006	G-NR1	331,417	355,388	344,155	\$ 306,700	\$ 45,196	\$ 10,636	\$ 342,738	\$ 4,882	\$ 710,152	\$ 59,180	\$ 60,350	-2%
San Mateo County007	SANACPC007	G-NR2	154,795	156,272	160,870	\$ 143,362	\$ 21,126	\$ 4,972	\$ 120,241	\$ 2,282	\$ 291,983	\$ 24,340	\$ 27,200	-11%
San Mateo County008	SANACPC008	G-NR1	4,560	5,747	4,993	\$ 4,449	\$ 656	\$ 154	\$ 4,972	\$ 71	\$ 10,302	\$ 860	\$ 870	-1%
San Mateo County009	SANACPC009	G-NR1	2,400	2,413	4,042	\$ 3,602	\$ 531	\$ 125	\$ 4,026	\$ 57	\$ 8,341	\$ 700	\$ 420	67%
San Mateo County011	SANACPC011	G-NR1	11,578	10,958	10,956	\$ 9,764	\$ 1,439	\$ 339	\$ 10,911	\$ 155	\$ 22,607	\$ 1,890	\$ 1,950	-3%
San Mateo County015	SANACPC015	G-NR1	99,041	95,504	92,768	\$ 82,672	\$ 12,183	\$ 2,867	\$ 92,386	\$ 1,316	\$ 191,424	\$ 15,960	\$ 14,750	8%
San Mateo County016	SANACPC016	G-NR1	5,729	5,955	6,082	\$ 5,420	\$ 799	\$ 188	\$ 6,056	\$ 86	\$ 12,549	\$ 1,050	\$ 1,140	-8%
San Rafael, City	SANACPC001	G-NR1	57,542	76,807	67,933	\$ 60,540	\$ 8,921	\$ 2,099	\$ 67,653	\$ 964	\$ 140,177	\$ 11,690	\$ 10,930	7%
Santa Clara, County	SANACPN001	G-NR1	818,537	767,921	789,743	\$ 703,794	\$ 103,713	\$ 24,406	\$ 786,491	\$ 11,202	\$ 1,629,606	\$ 135,810	\$ 145,400	-7%
Santa Rosa, City	SANACPC005	G-NR1	295,086	323,816	289,703	\$ 258,174	\$ 38,045	\$ 8,953	\$ 288,510	\$ 4,109	\$ 597,792	\$ 49,820	\$ 46,270	8%
Saratoga, City	SARACPC001	G-NR1	8,738	7,876	8,917	\$ 7,946	\$ 1,171	\$ 276	\$ 8,880	\$ 126	\$ 18,400	\$ 1,540	\$ 1,870	-18%
Union City	UNIACPC001	G-NR1	10,879	10,180	10,131	\$ 9,028	\$ 1,330	\$ 313	\$ 10,089	\$ 144	\$ 20,904	\$ 1,750	\$ 1,880	-7%
Vallejo, City	VALACPC001	G-NR1	43,283	50,492	48,615	\$ 43,324	\$ 6,384	\$ 1,502	\$ 48,415	\$ 690	\$ 100,315	\$ 8,360	\$ 12,340	-32%
Vallejo Sani.& Flood Control Dist	VALACPD001	G-NR1	103,974	227,640	290,340	\$ 258,742	\$ 38,129	\$ 8,973	\$ 289,144	\$ 4,118	\$ 599,106	\$ 49,930	\$ 16,800	197%
Watsonville, City	WATACPC001	G-NR1	65,969	72,288	68,709	\$ 61,232	\$ 9,023	\$ 2,123	\$ 68,426	\$ 975	\$ 141,779	\$ 11,820	\$ 11,790	0%
Winters, City	WINACPC001	G-NR1	3,033	3,394	3,262	\$ 2,907	\$ 428	\$ 101	\$ 3,249	\$ 46	\$ 6,731	\$ 570	\$ 540	6%
Total - Core					5,881,874	\$ 5,241,736	\$ 772,437	\$ 181,774	\$ 5,816,444	\$ 83,431	\$ 12,095,821	\$ 1,008,250	\$ 997,880	1%
Rate (\$/therm)						\$ 0.891	\$ 0.131	\$ 0.031	\$ 0.989	\$ 0.014				
Noncore Accounts														
San Mateo, County	SANACPC014	G-NT	307,668	302,339	309,608	\$ 275,912	\$ 40,659	\$ -	\$ -	\$ 276	\$ 316,848	\$ 26,410	\$ 34,110	-23%
Santa Rosa, City	SANACPC012	G-NT	441,061	335,480	401,196	\$ 357,533	\$ 52,687	\$ -	\$ -	\$ 358	\$ 410,578	\$ 34,220	\$ 44,920	-24%
Watsonville, City	WATACPC002	G-NT	154,168	25,696	30,000	\$ 26,735	\$ 3,940	\$ -	\$ -	\$ 27	\$ 30,702	\$ 2,560	\$ 15,410	-83%
Total - Noncore					740,804	\$ 660,180	\$ 97,286	\$ -	\$ -	\$ 660	\$ 758,127	\$ 63,190	\$ 94,440	-33%
Rate (\$/therm)						\$ 0.891	\$ 0.131	\$ -	\$ -	\$ 0.001				
GRAND TOTAL					6,622,677	\$ 5,901,917	\$ 869,723	\$ 181,774	\$ 5,816,444	\$ 84,091	\$ 12,853,948	\$ 1,071,440	\$ 1,092,320	-2%



S U M M A R Y O F E X E C U T I V E C O M M I T T E E A P P R O V A L

Work Item No.:	1707
Consultant:	N/A
Work Project Title:	ABAG POWER
Purpose of Project:	Purchase/transport of natural gas
Brief Scope of Work:	Enable price stability and cost savings by conducting pooled purchasing of natural gas on behalf of local governments.
Project Cost Not to Exceed:	\$12,869,639
Funding Source:	Program Participant Fees
Fiscal Impact:	Funds programmed in FY 22-23 Budget
Motion by Committee:	The ABAG POWER approves a Fiscal Year 2022-23 Operating Budget in the amount of \$12,869,639 and the accompanying levelized charges, as shown in agenda item 7.c., for the period July 1, 2022, through June 30, 2023.
Executive Committee Approval:	Angela Walton Chair, Executive Committee
Approval Date:	June 16, 2022