

One Bay Area Grant (OBAG) Program Review and Considerations



Programming and Allocations Committee

Agenda Item 4a-25-0847

July 9, 2025

OBAG Overview




Summary

- Flexible federal highway formula funds
 - MTC responsible for project selection
 - Important revenue source for *Plan Bay Area* implementation
- County program
 - Partnership with County Transportation Agencies (CTAs)
 - Funds local priority projects that support Plan goals
- Regional program
 - Funds regional priority projects and programs, including local grants



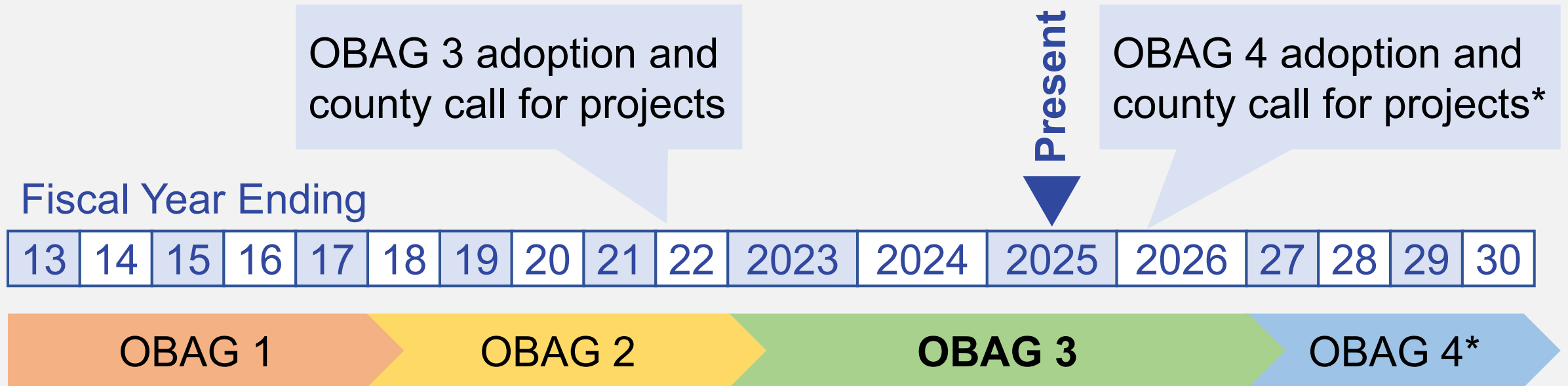
OBAG and *Plan Bay Area*

Purpose: OBAG implements *Plan Bay Area* goals and priorities through focused investments and effective incentives that:

-  Expand and improve mobility options
-  Reduce emissions and VMT
-  Encourage sustainable development and focused growth



OBAG Cycle Timeline



**Proposed OBAG 4 period subject to change*

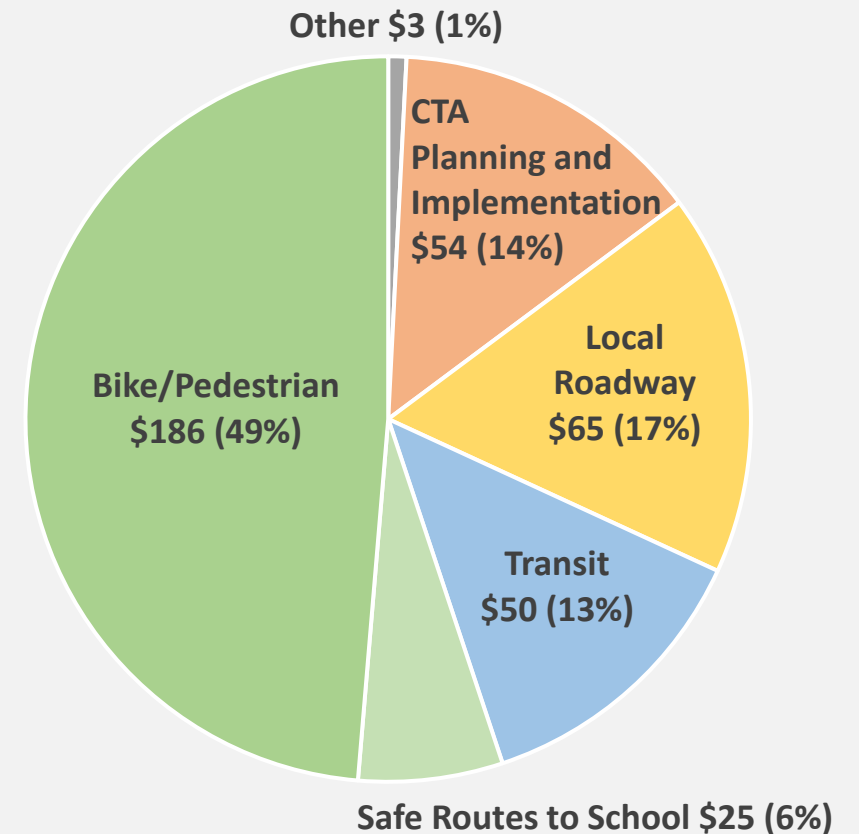
OBAG 3 County Program

Program Highlights

- 90% of projects support Priority Development Areas (PDAs)
- Over 50% of funds for active transportation improvements
 - Bicycle and pedestrian capital projects
 - Countywide Safe Routes to School outreach and education programs
- Over \$200 million invested in Equity Priority Communities (EPCs)
- Supports planning and program implementation by CTA staff

Projects by Primary Mode

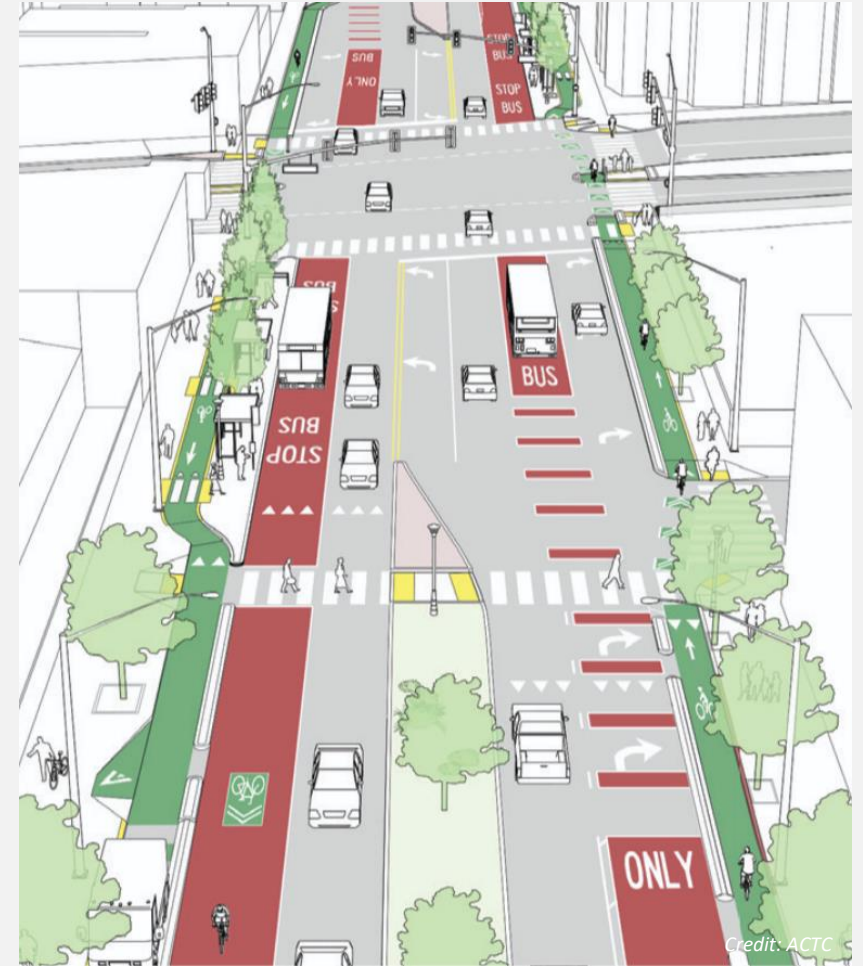
Amounts in millions



OBAG 3 County Program

Policy Highlights: OBAG requirements drive regionwide performance and compliance

- **Growth:** 94% jurisdictions have Housing Elements certified by state
- **Safety:** 100% jurisdictions have a safety plan complete or in progress
- **State of Good Repair:** 97% of jurisdictions responded to statewide local streets and roads needs assessment



OBAG 3 Regional Program

Regional Program Category	OBAG 3	Other*	Total	Share
Staff Planning and Implementation	\$51M	\$12M	\$63M	11%
Regional Growth Framework	\$32M	\$58M	\$90M	16%
Climate, Conservation & Resilience	\$95M	\$60M	\$155M	28%
Complete Streets & Community Choice	\$54M	\$3M	\$57M	10%
Multimodal Systems & Performance	\$163M	\$24M	\$187M	34%
Totals	\$394M	\$157M	\$551M	100%

*One-time funding programs complement OBAG 3 framework:

- \$97 million Regional Early Action Planning (REAP 2)
- \$60 million Carbon Reduction Program (CRP)

Growth Framework Implementation

OBAG 3 Highlights and Outcomes

\$32 million – 80% local grants

- Priority Development Area (PDA) Program
 - 40+ planning and technical assistance grants for development, adoption, and implementation of PDA specific plans, as well as Transit-Oriented Community (TOC) planning and rezoning
 - PDAs accounted for two-thirds of recent housing growth (2018-2023) in just 3% of residential land
- Regional Housing Technical Assistance
 - Suite of local investments, technical assistance, cohorts, workgroups, and consulting support to support jurisdiction Housing Element compliance
 - 103 jurisdictions have compliant Housing Elements




Climate, Conservation, & Resilience

OBAG 3 Highlights and Outcomes

\$95 million – 45% local grants

- Climate Initiatives
 - 70+ capital and planning grants awarded for transportation electrification, mobility hubs, and parking management to reduce GHG emissions
- Priority Conservation Area (PCA) Program
 - 13 grants awarded to protect, restore, and enhance open space and agricultural lands
- Transportation Demand Management
 - Regional bikeshare ridership increased 30%+ in 2024
 - Vanpool program reduced VMT by 50+ million miles and generated \$10 million for transit in 2023



Complete Streets & Community Choice

OBAG 3 Highlights and Outcomes

\$54 million – 70% local grants

- Pavement Technical Assistance (PTAP)
 - 50+ jurisdictions awarded PTAP funds annually to inform cost-effective pavement management
- Active Transportation Technical Assistance
 - 25+ grants awarded to support local agency bike/ped project applications, design, and peer exchanges and workshops
- Other safety and community investments
 - \$10 million in discretionary federal funds complement OBAG investments in Safety/Vision Zero program
 - 50+ Community Based Transportation Plans (CBTPs) funded over life of program



Multimodal Systems Operations

OBAG 3 Highlights and Outcomes

\$163 million – 25% local grants

- Local Transit Priority (BusAID, IDEA TSP)
 - 12 projects awarded to transit agencies and cities for quick-build infrastructure and signal upgrades
- Mapping and Wayfinding
 - Standardized signs and maps installed at 3 pilot transit hubs with expansion in coming years
- Priority multimodal corridor improvements
 - I-80/Powell Street project will improve transit travel time and reliability on Bay Bridge corridor
 - Resilient SR37 near-term project will reduce traffic, improve transit, address flooding, and protect surrounding ecosystems on key regional corridor

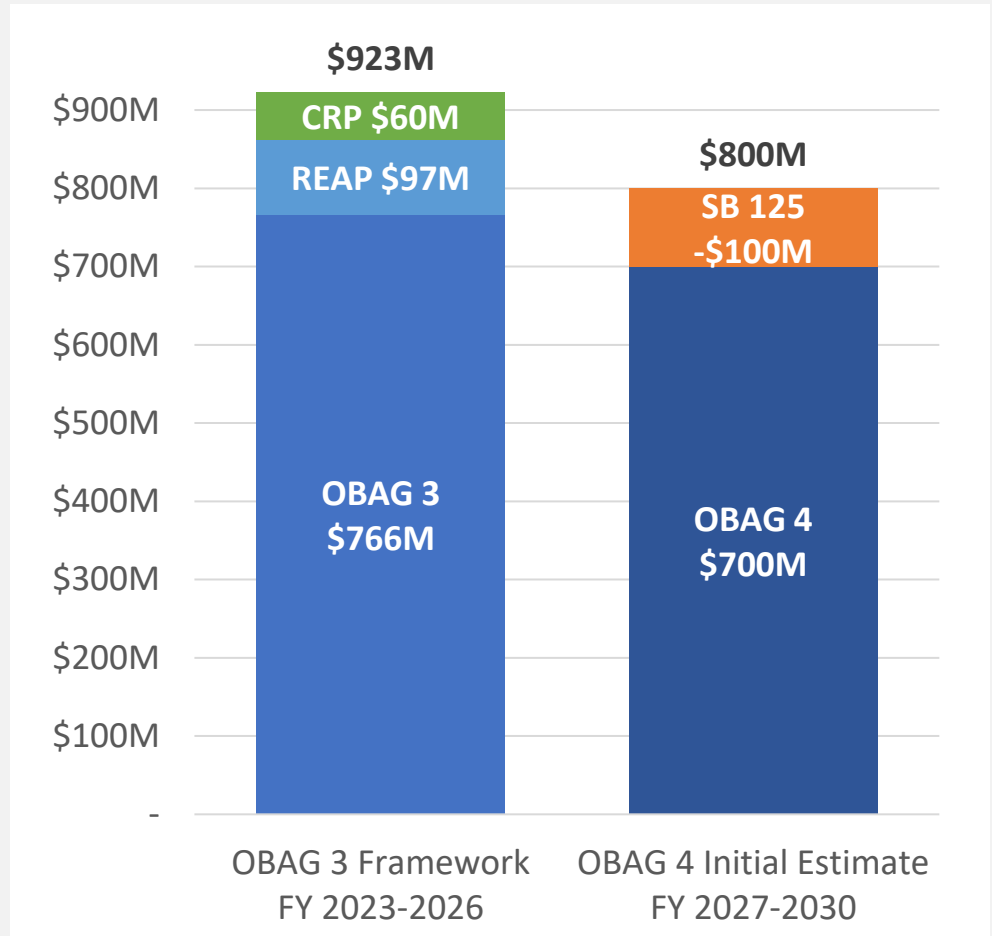


OBAG 4 Considerations

Key Considerations

- Future funding uncertainty
 - Dependent on federal surface transportation reauthorization
- Smaller funding framework
 - \$100 million OBAG 4 capacity committed to transit operations for SB 125 regional contribution
 - No complementary fund sources assumed during OBAG 4 period
- TOC Policy implementation

OBAG 4 Capacity Estimate



Initial OBAG 4 estimate for planning purposes only

Proposed OBAG 4 Guiding Principles

Purpose: collaboratively **implement *Plan Bay Area 2050+*** priorities for transportation, housing, and the environment through complementary local and regional investments that improve connectivity, equity, and sustainability.

County Principles

- Provide a flexible funding source to deliver local priority projects that support Bay Area objectives, with an emphasis on local road safety, complete streets, and state of good repair
- Incentivize local partner agencies to advance *Plan Bay Area* policies and goals through effective sponsor requirements

*Balanced
and mutually
reinforcing*

Regional Principles

- Implement effective regional initiatives and services, with an emphasis on inclusive communities, sustainability, and an optimized experience for all travelers
- Advance local agency progress towards regional goals through coordinated planning and technical assistance
- Address multi-jurisdictional challenges and improve key corridors with regional leadership and strategic support

OBAG 4 Development Schedule

Month	Committee Item
March 2025	<ul style="list-style-type: none">• OBAG overview and key considerations
July 2025	<ul style="list-style-type: none">• OBAG 3 review• OBAG 4 principles
Fall 2025	<ul style="list-style-type: none">• OBAG 4 draft policy framework• Direction on trade-offs and TOC Policy
Early 2026	<ul style="list-style-type: none">• OBAG 4 final policy adoption

Partner Coordination

- Fall 2024: initiate outreach and introduce key considerations
- Winter-Spring 2025: assess priorities and evaluate alternatives
- Summer 2025: draft policies and continue partner outreach
- Fall 2025: refine policies and complete final engagement
- Early 2026: release county call for projects