

**Metropolitan Transportation Commission  
Programming and Allocations Committee**

September 14, 2016

Agenda Item 2b

**Resolution Nos. 3714, Revised, 3738, Revised, 3854, Revised, 3916, Revised,  
4084, Revised, and 4162, Revised**

---

**Subject:** Revisions to FY2006-07 through FY2014-15 Transit Capital Priorities programs and BART Car Replacement Funding Exchange and Reserve Account to transfer programming for BART between projects.

**Background:** MTC is responsible for programming the region's Federal Transit Administration (FTA) Urbanized Area Formula (Section 5307), State of Good Repair (Section 5337) and Bus & Bus Facilities (Section 5339) funds, as well as Cycle 2 Surface Transportation Program (STP) Transit Capital Rehabilitation funds. MTC programs these funds to eligible transit operators to support capital replacement and rehabilitation projects, preventive maintenance, and operating costs through the Transit Capital Priorities (TCP) program. Additionally, MTC has an agreement with BART (MTC Resolution 3738, Revised), to exchange federal and local funds to create a reserve account for the future costs of replacing BART's railcars.

This item makes revisions to the FY2006-07 to FY2014-15 TCP programs as requested by BART. These changes allow BART to meet grant spend down goals outlined in TCP Process and Criteria, by shifting FTA funds to projects that are moving forward more quickly, and using local funds for other projects that are moving more slowly. Overall BART is proposing to shift about \$60 million to projects that are advancing more quickly, mostly within their fixed guideway programs, and staff supports this request since it is consistent with TCP policy and will assist BART in speeding the delivery of priority projects.

The BART proposal includes two main elements:

- Shifting funds between fixed guideway projects that are all Score 16.
- Shifting \$10.7 million of FTA funds to Preventive Maintenance, normally a Score 9 project that would not be funded through TCP. However, the TCP policy does allow for this type of exchange, if the transit operator can demonstrate that they are providing an equivalent amount of local funding to the Score 16 project that would have been funded with FTA funds.

A letter from BART staff, attached, details the changes and confirms that BART is directing an equivalent amount of local funds to the slower-moving Score 16 projects.

This item also updates the amount programmed to BART projects in FY2014-15 to reflect FTA grant awards that differed slightly from the amounts originally programmed, with no net change in the total amount programmed.

The changes to BART's programming have no effect on the other operators. The requested changes have been shaded in the attachments to the resolutions.

This item also revises Resolution 3738, Revised, to reflect the final FY2014-15 and FY2015-16 TCP Programs of Projects (MTC Resolution 4212, Revised).

**Issues:** None

**Recommendation:** Refer MTC Resolution Nos. 3714, Revised; 3738, Revised; 3854, Revised; 3916, Revised; 4084, Revised; and 4162, Revised, to the Commission for approval.

**Attachments:** Letter from BART staff dated 8/31/2016  
MTC Resolution No. 3714, Revised; 3738, Revised; 3854, Revised; 3916, Revised; 4084, Revised; and 4162, Revised



**SAN FRANCISCO BAY AREA RAPID TRANSIT DISTRICT**

300 Lakeside Drive, P.O. Box 12688  
Oakland, CA 94604-2688  
(510) 464-6000

2016

Ms. Anne Richman, Director  
Programming & Allocations  
Metropolitan Transportation Commission  
Bay Area Metro Center  
375 Beale Street, Suite 800  
San Francisco, CA 94105

Tom Radulovich  
PRESIDENT

Gail Murray  
VICE PRESIDENT

Grace Crunican  
GENERAL MANAGER

Subject: Compliance with TCP policy concerning Preventive Maintenance (PM)

**DIRECTORS**

Gail Murray  
1ST DISTRICT

Joel Keller  
2ND DISTRICT

Rebecca Saltzman  
3RD DISTRICT

Robert Raburn, Ph.D.  
4TH DISTRICT

John McPartland  
5TH DISTRICT

Thomas M. Blalock, P.E.  
6TH DISTRICT

Zakhary Mallett, MCP  
7TH DISTRICT

Nicholas Josefowitz  
8TH DISTRICT

Tom Radulovich  
9TH DISTRICT

Dear Ms. Richman,


Thank you for the extensive support of your staff to process a TIP amendment which includes and reflects BART's efforts to comply with the Transit Capital Priorities (TCP) Policy Grant Spend-down requirement, along with Federal Transit Administration requirements. BART continues its' efforts to achieve and meet the spend-down requirements as set forth in the TCP Policy in the nearly two years since its establishment.

As a result of the Administrative Modification TIP amendment necessitated by the re-alignment of previously awarded federal funds to projects which are able to spend these funds expeditiously, it became clear that BART's use of PM was not entirely consistent with the TCP Policy and an additional action is required.

I'm writing to confirm BART's commitment to make a capital allocation of \$1,320,534 to track replacement which is a Score 16 project under the Rail, Way, and Structures Program. When added to the \$9,432,584 of Capital Allocation funding directed to Score 16 projects as part of the FY15 year-end budget balancing and approved November 2015, a total of \$10,752,850 will have been directed to BART's score 16 projects and balanced to the federal funds previously moved to PM.

Attached please find the listing of projects to which the \$9,432,584 was applied along with the corresponding BART Board Resolution No. 5262, as amended, regarding the Fiscal Year 2015 Annual budget which allocated the \$9,432,584 to these projects.

Thank you,

  
Kerry Hamill  
Assistant General Manager,  
External Affairs

Project No.	BART Fund #	Project Description	Amount
15CQ000	8529	RAIL,TIE * FASTENER REPL.	1,600.00
15CQ001	8529	Rails, Ties, Fasteners 2	2,600,000.00
15TC001	8529	Weekend Maintenance Support	190,716.00
15TD000	8529	WAYSIDE EQUIPMENT FY06	2,000,000.00
20LA001	8529	Train Cntrl Neg Return Sys Map	200,000.00
20LN001	8529	Wayside Line Repl Unit Wayside	500,000.00
20LN002	8529	MUX Cable Replacement Cable -	320,000.00
20LN003	8529	TX / RX Loop Replacement	200,000.00
20LT001	8529	Remote Prohibits & Speed Restr	1,820,000.00
20LZ100	8529	Battery Repl for TC Rooms Pt 2	1,600,000.00
			9,432,316.00



## EXECUTIVE DECISION DOCUMENT

GENERAL MANAGER APPROVAL: <i>Maricia delBueno</i>		GENERAL MANAGER ACTION REQ'D: Place on the November 19, 2015 Board of Directors Agenda		
DATE: 11/13/15		BOARD INITIATED ITEM: No		
Originator/Prepared by: Robert Umbreit Dept: Budget Department	General Counsel <i>[Signature]</i>	Controller/Treasurer <i>[Signature]</i>	District Secretary <i>[Signature]</i>	BARC <i>[Signature]</i>
Signature/Date: <i>R. Umbreit 11/12/15</i>	<i>[Signature]</i> 11/12/15	<i>[Signature]</i> 11/13/15	<i>[Signature]</i> 11/13/15	<i>[Signature]</i> 11-12-15
TITLE:				

### Fiscal Year 2015 Year-End Budget Revision

#### NARRATIVE:

**PURPOSE:** To amend the Fiscal Year 2015 (FY15) Budget for year-end adjustments.

**DISCUSSION:** The District finished FY15 favorable by a net of \$10.5 million (M). Sources were \$37.3M (4%) favorable to budget and total uses were \$10.0M (-1%) unfavorable, less non-cash accounting adjustments net variance of \$16.9M. The results are summarized below, with more detail provided in the Background section and Attachments 1 and 2.

FY15 Operating Results		Budget	Actual	Var.	%
(\$ million)					
Sources	Operating Revenue	487.2	514.7	27.5	6%
	Sales Tax	228.7	233.1	4.4	2%
	Other Assistance	136.3	141.6	5.4	4%
<b>Total Sources</b>		<b>852.2</b>	<b>889.5</b>	<b>37.3</b>	<b>4%</b>
Uses	Labor	420.5	436.2	(15.7)	-4%
	OPEB Unfunded Liability <sup>(1)</sup>	2.4	2.0	0.4	16%
	Pension - GASB 68 Adjustment <sup>(2)</sup>	-	(16.5)	16.5	
	Non-Labor	176.2	175.4	0.8	0%
	<b>Total Expense</b>	<b>599.1</b>	<b>597.1</b>	<b>2.0</b>	<b>0%</b>
	Extraordinary Exp.-MTC Rail Car Fund Swap	77.0	74.2	2.8	
	Debt Service	56.0	56.0	0.0	0%
	Capital Allocations	66.1	78.7	(12.6)	-19%
	State of Good Repair - Rail Cars	45.0	45.0	-	0%
	Other Allocations	11.3	13.6	(2.3)	-20%
<b>Total Debt Service &amp; Allocations</b>		<b>178.4</b>	<b>193.3</b>	<b>(14.8)</b>	<b>-8%</b>
<b>Total Uses</b>		<b>854.5</b>	<b>864.6</b>	<b>(10.0)</b>	<b>-1%</b>
OPEB Unfunded Liability <sup>(1)</sup>		(2.4)	(2.0)	(0.4)	
Pension - GASB 68 Adjustment Offset			16.5	(16.5)	
<b>Net Result</b>		<b>0.1</b>	<b>10.5</b>	<b>10.4</b>	

<sup>(1)</sup>OPEB Unfunded Liability: Other Post Employment Benefits, primarily life insurance (non-cash adjustment)

<sup>(2)</sup>GASB 68 requires restating of pension expense (non-cash adjustment)

**BACKGROUND:** The favorable result in operating sources included \$27.5M in operating revenue and \$9.8M from sales tax and other financial assistance. The \$27.5M operating revenue

variance consisted of passenger revenue (\$22.8M) and other operating revenue (\$4.7M). Passenger trips in FY15 totaled 126.0M (3.2% favorable) and average weekday ridership was 423,120 (4.4% favorable).

Of the \$4.7M favorable result in other operating revenue, \$2.2M is from parking revenue and \$2.5M from a variety of other sources. In the financial assistance category, sales tax exceeded the budget by \$4.4M, growing 5.4% over last year (budgeted growth was 3.4%). Other financial assistance was a net of \$5.4M favorable, including \$9.4M in 5337 federal funds that were originally designated to support capital projects. The federal funds were expended to eligible operating expenses and were recognized as revenue in the General Fund in order to draw down the federal funding in a timely manner. The federal funds received in the General Fund were then allocated back to capital to restore the funding for the capital projects (primarily Train Control). The remaining \$4.0M unfavorable result in other financial assistance was mainly driven by State Transit Assistance (STA) coming in \$3.8M below budget due to the decline in diesel fuel prices and the resulting impact on STA funds, as had been projected.

Operating expense was \$2.0M (0.3%) favorable for the year. Net labor and benefits were \$1.2M (0.3%) under budget, however, included in this variance is \$0.4M lower expense for Other Post Employment Benefits (OPEB) unfunded liability, and a net \$16.5M favorable variance from a smaller pension expense recognized under Governmental Accounting Standards Board (GASB) Statement 68, both of which are non-cash entries and do not affect the net operating result. Attachment 2 provides an explanation of GASB 68. Other than these non-cash entries, labor and benefits were \$15.7M (3.7%) unfavorable to budget, mainly due to overtime, which totaled \$47.0M, 23% higher than last year and \$32.5M over budget. While a good deal of the increase is due to expenses related to increasing ridership, service and maintenance, overtime continues to be a concern. Non-labor expenses were \$0.8M favorable, so without the non-cash accounting adjustments the District finished \$15.0M (2.5%) unfavorable to budget in total expense. Non-labor was \$0.8M (0.4%) favorable to budget overall, although certain categories such as material usage were over budget due to increasing maintenance efforts and cost. These were offset by savings in other categories such as electric power and rental expense.

Capital allocations were \$12.6M over budget for the year, and other allocations were \$2.3M over budget. The variance in capital allocations of \$12.6M was mainly due to the \$9.4M allocation of federal grant funds to capital projects, as previously described in the financial assistance variance discussion. Other variances netting to \$3.2M consisted of \$0.6M for the allocation of fare increase revenue to the "Big 3" capital projects, because revenue from the fare increase came in higher than budgeted; \$1.6M to stations and access capital projects due to higher than budgeted parking revenue and carrying forward funding for the Pleasant Hill Bike Station project; \$1.4M due to software licenses that were budgeted as operating expense but are actually capital; less a reverse allocation of \$0.4M for reclassifying non capitalizable planning related project expenses from capital to operating. Other Allocations were \$2.3M over budget, because the allocation of SFO extension net result of \$11.0M to the MTC rail car fund was higher than budgeted.

#### **SUMMARY OF PROPOSED YEAR-END ALLOCATIONS:**

Of the \$10.5M favorable result, \$3.5M will be allocated to reserves, consistent with the change

adopted to the Financial Stability Policy during FY15 that requires increasing the reserve goal to 15% of operating expense (from the previous goal of 5%) and allocation of half of a positive operating result up to \$3.5M. This will increase the District's Operating Reserve to about \$42.6M, or 6.5% of the FY16 operating expense budget.

In addition, staff recommends that \$0.5M be allocated to capital to replenish the capital fund for several small allocations that were made during the year for Board Room equipment, maintenance equipment for stations projects, dedicated vehicles for parking enforcement and capital expenses related to the ADA Paratransit office move. Capital project funds were used to make the purchases, and operating budget savings were to be used to replenish that fund.

Staff recommends using the remaining **\$6.5M** positive year-end result to fund critical state of good repair projects. These consist of \$2.5M for hardware and services to upgrade the existing facilities and off-site data hosting in order to prevent administrative computer system outages, \$1.0 to develop an in-house capital software management system to meet FTA requirements regarding tracking of payments under professional services work plans, \$0.75M to rehabilitate the obsolete currency processing machine in the Cash Handling Building, \$0.2M to continue funding for the primary Asset Management Program consultant, \$1.0M for engineering of new car lifts to enable maintenance of the new rail car fleet, and \$1.0M for providing station agent booths with Dutch Doors and initiate installation of bullet resistant glass at some booths.

In addition to the proposed capital allocations and operating reserve contribution discussed above, the budget revision also requests Board approval for other adjustments that conform the final budget to Board Rules. These adjustments increase or decrease categories of expense, revenue and allocations and offset each other. For example, the budgets for operating revenue and various categories of financial assistance are increased, and a number of allocations are increased, as described in the Background section of this document.

**FISCAL IMPACT:** Board approval of the proposed allocations closes the fiscal year and results in a balanced FY15 Budget.

**ALTERNATIVES:** If the Board does not approve the recommended allocations, the District would end the year with a favorable result of \$10.5M. Alternatively the Board could specify other uses for the funding:

**RECOMMENDATION:** Approval of the motion below.

**MOTION:** Approval of the attached resolution "In the Matter of Amending Resolution No. 5262 regarding Fiscal Year 2015 Annual Budget."

**Attachment 1  
Quarterly Financial Report  
Fourth Quarter  
Fiscal Year- 2015**

**Revenue**

- Avg weekday trips for the quarter were 429,178, 3.8% over budget and 5.2% over the same quarter last year. For FY15, avg weekday was 423,120, 4.4% over budget. FY15 net passenger revenue was \$22.8M favorable due to higher than budgeted ridership and net avg fare, and longer trips.
- Parking revenue was \$2.2M favorable for FY15 due to over budget Monthly Reserve and Daily Non-Reserve.
- Other operating revenue was \$2.5M favorable for FY15 due in part to sale of property, misc other revenue, and traffic fines.

**Expense**

- Net Labor improved slightly in the last quarter, \$1.2M over budget vs. \$15.7M over the first three quarters, mainly due to overtime.
- OPEB unfunded liability is shown as an expense and is offset; there is no bottom line impact. GASB 68 adj. (to comply with new accounting standards) also has no impact.
- Electric Power market prices main driver of favorable quarter and year.
- Purchased Transportation small negative variance for year due to Late Night Bus - covered by grant funds.
- Other Non Labor was over for the quarter due to timing of payments.

**Operating Deficit**

- The operating deficit (revenue minus expense) was favorable for the quarter because the operating revenue and expenses were both favorable.

**MTC Rail Car Swap**

- The MTC rail car fund swap is a funding exchange program between MTC and BART that does not affect the net operating result.

**Financial Assistance and Allocations**




- Sales Tax for 4Q grew 1.7% over 4QFY14, FY15 grew 5.4% for year.
- Property Tax was \$34.3M for FY15 vs. budget of \$33.7M. Other Assistance was \$11.4M favorable to budget mainly due to a \$9.4M FTA preventive maintenance grant which was allocated back to capital and does not affect the net result, and unbudgeted federal and local funds.
- STA for FY15 \$3.8M unfavorable, with low diesel prices main factor.
- Capital and Other Allocations YTD "actual" includes the recommended \$10.5M allocations to capital and to reserves, as well as the \$9.4M allocation of Federal grant revenue and several smaller variances described in EDD.

**Net Operating Result**

- The Net Operating Result for the quarter was unfavorable mainly due to the year-end allocations to reserves and capital of \$10.5M requested for Board approval, otherwise the result would have been favorable.

	Current Quarter			(\$ Millions)	Year to Date		
	Budget	Actual	Var		Budget	Actual	Var
<b>Revenue</b>							
Net Passenger Revenue	114.2	120.1	5.1%		440.8	463.6	5.2%
Parking Revenue	6.5	8.1	24.3%		26.2	28.4	8.5%
Other Operating Revenue	5.0	6.4	27.2%		20.2	22.7	12.5%
<b>Total Net Operating Revenue</b>	<b>125.8</b>	<b>134.6</b>	<b>7.0%</b>		<b>487.2</b>	<b>514.7</b>	<b>5.7%</b>
<b>Expense</b>							
Net Labor	108.9	110.1	-1.1%		420.5	436.2	-3.7%
OPEB Unfunded Liability	0.6	0.2	72.8%		2.4	2.0	16.1%
GASB 68 Pension Adjustment	-	(16.5)			-	(16.5)	n/a
Electric Power	9.8	8.1	17.6%		38.1	36.0	5.5%
Purchased Transportation	7.2	6.7	6.3%		23.6	23.8	-0.9%
Other Non Labor	29.2	33.5	-14.5%		114.5	115.6	-1.0%
<b>Total Operating Expense</b>	<b>155.7</b>	<b>142.0</b>	<b>8.8%</b>		<b>599.1</b>	<b>597.1</b>	<b>0.3%</b>
<b>Operating Surplus (Deficit)</b>	<b>(30.0)</b>	<b>(7.5)</b>	<b>75.1%</b>		<b>(111.9)</b>	<b>(82.4)</b>	<b>26.4%</b>
<b>MTC Rail Fund Car Swap</b>	<b>(19.2)</b>	<b>(1.5)</b>	<b>92.0%</b>		<b>(77.0)</b>	<b>(74.2)</b>	<b>3.7%</b>
<b>Taxes and Financial Assistance</b>							
Sales Tax	55.2	55.2	0.1%		228.7	233.1	1.9%
Property Tax, Other Assistance	15.2	27.2	79.4%		37.4	49.4	32.0%
MTC Rail Fund Car Swap	19.2	1.5	-92.0%		77.0	74.2	-3.7%
State Transit Assistance	10.9	12.4	13.8%		21.9	18.1	-17.3%
Debt Service	(14.0)	(14.0)	0.0%		(56.0)	(56.0)	0.0%
Capital and Other Allocations	(17.0)	(42.5)	-149.4%		(122.5)	(147.8)	20.7%
OPEB Unfunded Liability Offset	0.6	0.2	-72.9%		2.4	2.0	-16.1%
GASB 68 Pension Adj. Offset	-	(16.5)			-	(16.5)	n/a
<b>Net Financial Assistance</b>	<b>70.1</b>	<b>23.6</b>	<b>-66.3%</b>		<b>189.0</b>	<b>156.6</b>	<b>-17.1%</b>
<b>Net Operating Result</b>	<b>20.9</b>	<b>14.6</b>			<b>0.1</b>	<b>0.0</b>	
<b>System Operating Ratio</b>	<b>80.8%</b>	<b>94.8%</b>	<b>14.0%</b>		<b>81.3%</b>	<b>86.2%</b>	<b>4.9%</b>
<b>Rail Cost / Passenger Mile</b>	<b>0.33 ¢</b>	<b>0.29 ¢</b>	<b>12.0%</b>		<b>0.33 ¢</b>	<b>0.32 ¢</b>	<b>4.2%</b>

\* Totals may not add due to rounding to the nearest million.

-  No Problem
-  Caution: Potential Problem/Problem Being Addressed
-  Significant Problem



Attachment 2  
Explanation of GASB 68

Governmental Accounting Standards Board (GASB) Statement No. 68 establishes accounting and financial reporting standards and requirements related to pension liability and expense for State and Local government employers for fiscal years beginning with FY15. Cash flow and contribution rates are not impacted by the standards, which represents a shift from the "funding based approach" to an "accounting based approach", and are intended to provide standardization and additional transparency for public agency pension reporting. What this means is that the expense reported in the District's financial statements, which is reported on accrual basis, will be different than the amount required to be paid to CalPERS annually to fund the pension plans. The District will still need to plan its budget to meet the CalPERS payment, but a different expense will be calculated according to GASB 68 provisions and reported on the income statement. For budgeting purposes, because the expense determined under GASB 68 is considered a non-cash transaction, the pension expense recognized will then be backed out in non-expense allocations and therefore will not impact the net operating result.

The main changes to financial statements are that employers will now report the pension liability on their balance sheet, and expenses are calculated in a different manner than the payments required to fund the plan. Local governments will now receive two actuarial reports for each plan, one for funding contributions and a second valuation for financial reporting. The actuarial report for GASB 68 uses new fiscally conservative pension measurements, and investment gains and losses will be amortized over an accelerated period. For example investment returns are amortized over five years vs. the CalPERS actuarial method of a fixed thirty year period.

For FY15, the implementation of GASB 68 resulted in a net credit of \$16.5M to pension expense, because it is based on fiscal year 6/30/14 data and at that time PERS had an investment return of 18.4%, vs. the assumption of 7.5%. The result of an expense credit is probably atypical; in most years it is likely that the pension expense reported under GASB 68 will be higher than the funding contribution expense. As discussed above, since the adjustments to pension for GASB 68 are based on accrual basis of accounting, not cash basis, the Net Operating Result for budgeting purposes is not impacted and the effects are reversed, similar to the treatment of expense recognized for the Other Post-Employment Benefits (OPEB) unfunded liability .

**BEFORE THE BOARD OF DIRECTORS OF THE  
SAN FRANCISCO BAY AREA RAPID TRANSIT DISTRICT**

In the matter of amending Resolution No. 5262 regarding Fiscal Year 2015 Annual Budget

Resolution No. \_\_\_\_\_

RESOLVED, that Resolution No. 5262 is amended by changing the following line items in Exhibit A thereof:

<u>Fund Source Line Item:</u>	<u>Current Amount</u>	<u>Increase/ (Decrease) In This Resolution</u>	<u>Amended Amount</u>
Operating Revenue	\$ 487,166,685	\$ 27,541,891	\$ 514,708,576
Sales Tax	\$ 228,718,986	\$ 4,429,147	\$ 233,148,133
Property Tax	\$ 33,691,648	\$ 632,883	\$ 34,324,531
State Transit Assistance	\$ 21,865,897	\$ (3,785,301)	\$ 18,080,596
San Mateo Financial Assistance - Prop 42	\$ -	\$ 801,024	\$ 801,024
Measures B & J Paratransit Assistance	\$ 1,762,363	\$ 145,279	\$ 1,907,642
Other Financial Assistance	\$ 884,540	\$ 701,063	\$ 1,585,603
Federal Preventive Maintenance & Other Grants	\$ 1,070,261	\$ 9,693,996	\$ 10,764,257
MTC Rail Car Fund Swap	\$ 77,000,000	\$ (2,831,850)	\$ 74,168,150
<u>Fund Use Line Item:</u>			
Net Labor Expense	\$ 422,897,189	\$ (1,190,332)	\$ 421,706,857
Non Labor Expense	\$ 176,184,255	\$ (775,183)	\$ 175,409,072
MTC Rail Car Fund Swap - Expense	\$ 77,000,000	\$ (2,831,850)	\$ 74,168,150
Bond Debt Service	\$ 55,987,840	\$ (3,030)	\$ 55,984,810
Allocations to Capital - Rehabilitation*	\$ 42,978,040	\$ 16,396,316	\$ 59,374,356
Reverse Capital Allocations		\$ (411,334)	\$ (411,334)
Allocations to Capital - Parking Funds to Stations/Access Projects	\$ 4,343,757	\$ 1,595,986	\$ 5,939,743
Allocation - Priority Capital Programs	\$ 18,796,012	\$ 590,908	\$ 19,386,920
Allocation to Rail Car Project from SFO Net Result	\$ 8,679,470	\$ 2,319,009	\$ 10,998,479
Allocations to Capital - Other	\$ 2,660,834	\$ 1,314,007	\$ 3,974,841
Allocations to Operating Reserves	\$ -	\$ 3,500,000	\$ 3,500,000
Other Post Employment Benefits Unfunded Liability	\$ (2,422,269)	\$ 390,139	\$ (2,032,130)
PERS Employer Current Year Contrib - Reversal Offset (GASB 68)		\$ 42,267,805	\$ 42,267,805
PERS Pension Expense - Offset (GASB 68)		\$ (25,780,776)	\$ (25,780,776)

\*Amendment of \$16,396,316 includes the recommended increase to Capital Rehabilitation Allocations of \$6,964,000 plus the allocation of \$9,432,316 in order to replace funding for projects whose funding was used for a Federal operating preventive maintenance grant.

Date: July 27, 2005  
W.I.: 1512  
Referred By: PAC  
Revised: 02/22/06-C 04/25/07-C  
09/26/07-C 03/26/08-C  
06/22/11-C 11/16/11-C  
05/28/14-C 09/28/16-C

ABSTRACT

Resolution No. 3714, Revised

This resolution approves the FY 2005-06 through FY 2007-08 FTA Section 5307 and FTA Section 5309 Fixed Guideway (FG) funds for inclusion in the 2005 Transportation Improvement Program (TIP).

This resolution was amended on February 22, 2006 to program \$210 million of FY 2006-07 and FY 2007-08 FTA formula funds, the balance of funds estimated to be available after programming all eligible high-scoring capital projects.

This resolution was amended on April 25, 2007 to reconcile the FTA formula funds program for FY 2006-07 with the FY 2006-07 FTA apportionments.

This resolution was amended on September 26, 2007 to incorporate additional programming to Vallejo Transit and Benicia Transit.

This resolution was amended on March 26, 2008 to make annual revisions to the previously programmed FY 2007-08 FTA programs, constraining them to actual appropriations, adding FTA funded earmarks for FY 2007-08, and making other adjustments to FTA funding for previously programmed projects.

This resolution was amended on June 22, 2011 to record 1) Golden Gate Transit's exchange of \$8.3 million originally programmed for a bus replacement project and reprogrammed to facility rehabilitation; 2) a transfer of programming for a van replacement project from Benicia to Vallejo; and 3) other minor corrections to the program.

This resolution was amended on November 16, 2011 to reprogram funds from Benicia to Solano County Transit (SolTrans) to reflect the merger of Benicia and Vallejo transit services under SolTrans.

ABSTRACT

MTC Resolution No. 3714, Revised

Page 2

This resolution was revised on May 28, 2014 to re-program unexpended funds from Vallejo's Ferry Major Components Rehabilitation project to WETA as Vallejo's Ferry services are now being managed by WETA and to re-program unexpended funds from Vallejo's Replacement of 40' RTS Buses to SolTrans as Vallejo's Bus Transit services are now being managed by SolTrans.

This resolution was revised on September 28, 2016 to re-program funds to and from various BART projects by their request, consistent with TCP Process and Criteria.

Further discussion of the regional TCP is contained in the Executive Director's Memorandum dated July 13, 2005 and February 8, 2006, and the Programming and Allocations Committee memos dated April 11, 2007, September 12, 2007, March 5, 2008, June 8, 2011, November 9, 2011, May 14, 2014, and September 14, 2016.

Date: July 27, 2005  
W.I.: 1512  
Referred By: PAC

RE: San Francisco Bay Area Regional Transit Capital Priorities

METROPOLITAN TRANSPORTATION COMMISSION  
RESOLUTION NO. 3714

WHEREAS, the Metropolitan Transportation Commission (MTC) is the regional transportation planning agency for the San Francisco Bay Area pursuant to Government Code Sections 66500 et seq.; and

WHEREAS, MTC is the designated Metropolitan Planning Organization (MPO) for the nine-county Bay Area and is required to prepare and endorse a Transportation Improvement Program (TIP) which includes a list of priorities for transit capital projects; and

WHEREAS, MTC is the designated recipient of the Federal Transit Administration (FTA) Section 5307 and 5309 Fixed Guideway funds for the large urbanized areas of San Francisco-Oakland, San Jose, Concord, Antioch, and Santa Rosa and have been authorized by the California Department of Transportation (Caltrans) as the representative for the Governor of the State of California to program the FTA Section 5307 small urbanized area funds of Vallejo, Fairfield, Vacaville, Napa, Livermore, Gilroy-Morgan Hill, and Petaluma in MTC's 2005 Federal Transportation Improvement Program; and

WHEREAS, MTC has worked cooperatively with the cities, counties and transit operators and with Caltrans in the region to establish priorities for the transit capital projects to be included in the TIP; and

WHEREAS, the process and criteria used in the selection and ranking of such projects are set forth in MTC Resolution No. 3688; and


WHEREAS, the projects to be included in the TIP are set forth in the detailed project listings in Attachments A, which are incorporated herein as though set forth at length; now, therefore, be it

RESOLVED, that MTC adopts the FY 2005-06 through FY 2007-08 Transit Capital Priorities for projects to be included in the TIP as set forth in Attachments A; and, be it further

RESOLVED, that MTC will use the priorities set forth in Attachments A to program sources of federal, state, regional and local funds to finance the projects; and, be it further

RESOLVED, that the Executive Director of MTC is authorized and directed to forward a copy of this resolution to FTA, and such agencies as may be appropriate.

METROPOLITAN TRANSPORTATION COMMISSION



---

Jon Rubin, Chair

The above resolution was entered into by the Metropolitan Transportation Commission at a regular meeting of the Commission held in Oakland, California on July 27, 2005.

FY 2005-06 FTA Section 5307 and 5309 Fixed Guideway Programs				
TIP ID	Operator	Project Description	FTA Section 5307	FTA Section 5309 FG
<i>Actual Apportionment</i>			188,467,130	101,773,434
<i>Less FTA Liaison Position</i>			80,000	0
<i>Previous Year Committed Carryover<sup>2</sup></i>			3,174,344	0
<i>Previous Year Uncommitted Carryover</i>			0	0
<i>Sub-Total</i>			191,561,474	101,773,434
<i>Enhancement Requirement</i>			1,768,144	
<i>Revised Total</i>			191,561,474	101,773,434
<u>Programming Commitments</u>				
SM-050042	Caltrain	Replacement of 1950's Budd Trailer Cars <sup>3</sup>	0	
SM-030006	Caltrain	Track Rehab (track/civil structure rehab, grade crossing repl) <sup>3</sup>	637,982	645,054
REG050002	Caltrain	Signal System Rehab/Replacement/Upgrade <sup>3</sup>	1,069,263	
SM-030029	Caltrain	Fare Equipment <sup>3</sup>	227,007	111,809
SM-050004	Caltrain	Install Crossovers & Control Points <sup>3</sup>		648,000
SCL050063	Caltrain	Central Control Facility Relocation & Improvements <sup>3</sup>		1,416,960
SCL050064	Caltrain	Diridon Station Interior Improvements <sup>3</sup>		2,527,200
SCL050065	Caltrain	Installation of Fixed Fuel Facility <sup>3</sup>		1,959,391
SM-030020	Caltrain	Caltrain Stations Safety Improvement Program <sup>3</sup>		2,503,449
SM-030026	Caltrain	Palo Alto ADA Crossing Improvements <sup>3</sup>		3,767,191
SF-970105	Muni	Metro East Maintenance Facility <sup>7</sup>		973,507
<u>PY Deferments</u>				
SM-030020	Caltrain	Caltrain Stations - Safety Improvement Program		2,711,735
SCL050065	Caltrain	Installation of Fixed Fuel Facility		520,289
SM-030030	Caltrain/JPB	South San Francisco Station, Track & Signal Rehab, Platform Reconstruction		29,639
BRT030004	BART	Train control renovation		6,685
BRT990003	BART	Wayside Train Control (Wayside Electronics Repl - phase 1)		50,561
<u>ADA Set-aside</u>				
ALA990076	AC Transit	ADA Operating Set-aside	6,222,990	
ALA050042	ACE	Preventive Maintenance	488,130	
BRT99T001	BART	ADA Paratransit Capital Accessibility Improvement	2,879,766	
REG050001	Caltrain	ADA Operating Set-aside	981,679	
CC-990045	CCCTA	ADA Operating Set-aside	637,742	
CC-030035	ECCTA	ADA Operating Set-aside	444,079	
MRN99T001	GGBHTD	ADA Operating Set-aside	1,103,818	
ALA990077	LAVTA	ADA Operating Set-aside	270,128	
NAP030004	Napa VINE	ADA Operating Set-aside	21,190	
SF-990022	Muni	ADA Operating Set-aside	3,696,737	
SM-030027	SamTrans	Maintenance & Op. Equipment Rehab & Replacement	180,968	
SM-050048	SamTrans	Park and Ride Lots Pavement Rehabilitation	238,459	
SM-050049	SamTrans	Service Support Vehicles	312,890	
SCL050046	VTA	ADA Operating Set-aside	3,298,610	
SOL990040	Vallejo Transit	ADA Operating Set-aside	550,949	
CC-990045	WestCat	ADA Operating Set-aside	106,866	
<u>10% Flexible Set-Aside</u>				
ALA010034	AC Transit	Maintenance Facility & Equipment Upgrades	1,100,000	
ALA050041	AC Transit	Information Systems Upgrade	873,697	
SCL050043	ACE	Santa Clara Platform and Pedestrian Improvements	225,263	
REG050006	BART	Strategic Maintenance Program	4,994,119	
SM-030006	Caltrain	Track Rehab	401,681	
CC-030034	CCCTA	Preventive Maintenance	263,199	
CC-030016	CCCTA	Install 103 Bus Catalyst Devices	62,640	
CC-030037	ECCTA	Preventive Maintenance	197,603	
CC-050044	ECCTA	Replace Old Building HVAC System	100,000	
MRN991039	GGBHTD	Management Information System	169,227	
MRN050024	GGBHTD	Computerized Dispatch Upgrade	240,000	
SON050023	GGBHTD	Santa Rosa Fuel Tank Replacement	300,000	
ALA030030	LAVTA	Preventive Maintenance	219,893	
SF-050026	Muni	Escalator Rehabilitation	2,000,000	
SF-010041	Muni	Preventive Maintenance	3,000,000	
SF-030009	Muni	Trolley Coach Rebuild 60 Articulated New Flyers	156,406	
NAP97AM58	Napa	Preventive Maintenance	164,853	
SM-030023	SamTrans	Preventive Maintenance	854,669	
SON030005	Sonoma Transit	Preventive Maintenance	29,104	
ALA050044	Union City	Preventive Maintenance	22,778	
SOL030019	Vallejo	Preventive Maintenance	246,390	
SOL991055	Vallejo	Bus Maintenance Facility Rehab	123,381	
SOL050049	Vallejo	Misc Support Equipment	40,000	
SOL050050	Vallejo	Bus Shelters	100,000	
SCL990046	VTA	Preventive Maintenance	3,500,073	
CC-030025	WestCat	Preventive Maintenance	58,372	
<b>Total Program Set-asides and Commitments</b>			<b>42,812,600</b>	<b>17,871,470</b>
<b>Funds Available for Programming</b>			<b>148,748,874</b>	<b>83,901,964</b>

FY 2005-06 FTA Section 5307 and 5309 FG Program -Continued				
TIP ID	Operator	Project Description	FTA Section 5307	FTA Section 5309 FG
<b>Capital Projects</b>				
ALA991070	AC Transit	Preventive Maintenance <sup>5</sup>	11,448,945	
ALA990052	AC Transit	Paratransit Vehicle Lease	732,536	
ALA010056	ACE (SJRC)	Track Improvements	402,774	
ALA050043	ACE (SJRC)	Signal System Rehabilitation <sup>8</sup>		1,057,000
BRT030004	BART	Train Control Renovation		13,000,000
BRT030005	BART	Traction Power		13,000,000
BRT97100B	BART	Rail, Way and Structures Program	10,172,222	2,827,778
BRT030009	BART	System Wide Safety Project	2,779,382	
SOL050034	Benicia	Replace 1 1997 cut-away	62,370	
SM-030025	Caltrain	Overhaul Locomotive	379,626	
SM-030006	Caltrain	Systemwide Track Rehab & Related Civil Structures		7,500,000
MTC050033	Caltrain	Signal/Communication Rehabilitation		3,783,932
REG050003	Caltrain	Replacement of 1950's Budd Trailer Cars		3,948,298
JPB990004	Caltrain/JPB	N/S Terminal Track Upgrades		187,178
CC-050042	ECCTA	Bus Security Monitoring Systems	9,068	
CC-050045	ECCTA	Security Camera, Equipment & Farebox Replacement	35,735	
SOL010006	Fairfield	Operating assistance	1,957,423	
MRN050021	GGBHTD	Replace (40) 1994 40' Flexible buses	14,917,775	
MRN050022	GGBHTD	Replace 29 - 1991 40' TMC buses	8,664,032	
ALA050048	LAVTA	Repl. 12 1983 40' RTS buses with hybrid buses	5,781,300	
ALA050050	LAVTA	LAVTA Facilities Security Program	8,338	
SF-030010	Muni	Motor coach repl 455 - 51 40' new flyers	3,784,409	
SF-030011	Muni	Repl 35 -30' 1990 Orions buses with 30 30' & 5 40' hybrid buses	8,775,229	
SF-030012	Muni	Repl.10 1998 and 24 2001 mini vans with cut-aways	2,120,584	
SF-950037	Muni	SF Muni Rail Replacement Program 1998-20	8,374,700	
SF-010041	Muni	Preventive Maintenance <sup>1,4</sup>	13,991,486	
SF-030013	Muni	Wayside fare collection equip		3,882,375
SF-970073	Muni	Cable car vehicle renovation program		1,529,887
SF-99T002	Muni	Cable Car Traction Power & Guideway Rehab		7,500,000
SF-050024	Muni	Wayside Train Control		2,568,000
SF-970170	Muni	Trolley Overhead Reconstruction		13,000,000
NAP970010	Napa	Operating assistance	988,373	
NAP97AM58	Napa	Preventive Maintenance	88,000	
NAP030005	Napa	Bus Stop/Facility Improvements	20,000	
NAP050013	Napa	On Board Equipment	15,779	
SON030011	SantaRosa Bus	Operating assistance	1,318,000	
SON050026	SantaRosa Bus	Preventive Maintenance	1,121,695	
SON030012	SantaRosa Bus	Bus Stop Enhancements	24,712	
SON030005	Son Co Transit	Preventive Maintenance	813,513	
SON050021	Son Co Transit	Bus Stop Improvement Project	8,237	
ALA050045	Union City	Replace One 1996 Dodge Intrepid with Paratransit Van	45,109	
ALA050046	Union City	Replace (1) 1991 30' Bus with 35' Bus	321,510	
ALA050047	Union City	Replace (2) 1998 and (2) 1999 paratransit vans	494,374	
SOL030011	Vallejo	Operating assistance	2,000,000	
SOL030022	Vallejo	Ferry Major Components Rehabilitation	220,699	
SOL050037	Vacaville	Replace (7) 1995 30' Gillig Phantom Buses	1,440,283	
SCL990046	VTA	Preventive Maintenance	26,222,316	
SCL030005	VTA	Guadalupe Corridor LRT Platform Rehab & Retrofit	447,885	302,744
SCL050045	VTA	ADA Bus Stop Improvements - Transit Enhancement	240,000	
SCL050047	VTA	De Anza Transit Center - Transit Enhancements	100,953	
SCL050048	VTA	CCTV / Video on Demand SecuritySystem	340,953	
CC-990045	WestCat	Replace (3) 1996 Thomas 35' buses.	964,531	
<b>Total Program</b>			131,634,857	74,087,192
<b>Fund Balance</b>			17,114,017	9,814,772

**Notes:**

The 2/22/06 revision includes revised revenue projections and the programming of \$210,910,298 of additional projects following the Transit Capital Priorities policy contained on pages 25 and 26 of MTC Resolution 3688, Revised.

- Muni has a \$4,625,300 balance of Preventive Maintenance Flexibility Per MTC Resolution 3515, the FY 2003-04 Interim TCP policy. Muni has pushed out \$4,625,300 in Rail Replacement to accommodate this action.
- \$3,174,344 committed carryover from (24) articulated bus rehab project in FY 2004-05. Muni decided to replace 12 of the vehicles instead.
- Programming commitments for Caltrain fulfills FY 2003-04 and FY 2004-05 commitments made during initial programming negotiations with VTA of \$7.6 million. \$4,847,654 of the Rapid Rail Commitment deferred to FY 2006-07 and escalated by 3.5% to accommodate VTA's project request. \$2,502,672 for Budd Cars \$671,672 for Track Rehab programmed in FY06 was funded with FY05 funds and transferred to the FY05 Program of Projects.
- Muni is exchanging replacement of 10 30' 1991 Orions for Preventive Maintenance and 24 1991 New Flyer Articulated Buses (12 of which were originally programmed in FY 2004-05). Total amount of funding for preventive maintenance capital exchange - \$9,366,186.
- AC Transit is exchanging replacement of 35 1988 40' Flyers and a portion of the (60) 1993 40' Gilligs totaling \$13,776,000 for preventive maintenance in accordance with the TCP Preventive Maintenance Policy.
- Operators in the Santa Rosa, Fairfield, and Vacaville Urbanized Areas, did not wish to participate in the ADA or 10% flexible set-aside programming elements.
- Muni's Metro East Maintenance Facility (part of the FG commitments) totaling \$940,586 was accidentally eliminated from the FY 2005 program. This amount was escalated by 3.5%.
- ACE has also elected to not claim funds in the Livermore and San Jose UAs. This limits the amount of funding that ACE can receive from the remaining eligible UAs (San Francisco-Oakland and Concord) to \$1,057,000 per eligible project category.



Date: July 27, 2005

W.I.: 1512

Referred by: PAC

Revised: 02/22/06-C 04/25/07-C  
 09/26/07-C 03/26/08-C  
 06/22/11-C 11/16/11-C  
 05/28/14-C 09/28/16-C

Attachment A  
 Resolution No. 3714  
 Page 3 of 8

FY 2006-07 FTA Section 5307 and 5309 Fixed Guideway				
TIP ID	Operator	Project Description	FTA Section 5307	FTA Section 5309 FG
<i>Actual Apportionment</i>			<b>192,142,957</b>	<b>111,509,388</b>
<i>Less FTA Liaison Position</i>			<b>80,000</b>	<b>0</b>
<i>Previous Year Carryover</i>			<b>17,114,017</b>	<b>9,814,772</b>
<i>Inter -Urbanized Area Transfer</i>			<b>0</b>	<b>0</b>
<i>Sub-Total</i>			<b>209,176,974</b>	<b>121,324,160</b>
<i>Enhancement Requirement</i>			<b>1,799,630</b>	<b>0</b>
<i>Revised Total</i>			<b>209,176,974</b>	<b>121,324,160</b>
<u>Programming Commitments</u>				
SM-030014	Caltrain	Replacement of 1950's Budd Trailer Cars		1,269,639
SM-030020	Caltrain	Caltrain Stations - Safety Improvement Program		5,165,364
SM-050004	Caltrain	Install Crossovers & Control Points		2,091,608
<u>PY Deferments</u>				
MRN030013	GGBHTD	Repl 6 paratransit vans	352,204	
MRN030014	GGBHTD	Repl 8 paratransit vans	482,088	
<u>ADA Set-Aside</u>				
ALA990076	AC Transit	ADA Set-aside	4,872,567	
ALA050042	ACE	Signal Upgrade	502,774	
BRT99T001	BART	ADA Paratransit Capital Accessibility Improvement	2,966,158	
REG050001	Caltrain	Palo Alto ADA Crossing Improvements	1,011,130	
CC-990045	CCCTA	ADA Set-aside	656,875	
CC-030035	ECCTA	ADA Set-aside	457,402	
MRN99T001	GGBHTD	ADA Set-aside	1,136,933	
ALA990077	LAVTA	ADA Set-aside	278,232	
NAP030004	Napa VINE	ADA Set-aside	21,826	
SF-990022	SF Muni	ADA Set-aside	3,807,639	
SM-990026	SamTrans	ADA Set-aside	1,262,950	
SCL050046	SCVTA	ADA Set-aside	3,397,568	
SOL990040	Vallejo Transit	ADA Set-aside	567,478	
CC-990045	Westcat	ADA Set-aside	110,072	
<u>10% Flexible Set-Aside</u>				
ALA010034	AC Transit	Maintenance Facility & Equipment Upgrades	1,032,908	
ALA050041	AC Transit	Information Systems Upgrade	1,000,000	
SCL050043	ACE	Santa Clara Platform and Pedestrian Improvements	232,021	
REG050006	BART	Strategic Maintenance	5,143,942	
SM-030006	Caltrain	Track Rehab	804,746	
CC-030034	CCCTA	Preventive Maintenance	335,614	
CC-030037	ECCTA	Preventive Maintenance	306,532	
MRN050025	GGBHTD	Facilities Rehabilitation	280,000	
MRN010034	GGBHTD	Preventive Maintenance	807,995	
ALA030030	LAVTA	Preventive Maintenance	226,490	
SF-050025	Muni	Flynn Facility Ventilation	1,311,098	
SF-050026	Muni	Escalator Rehabilitation	2,000,000	
SF-050028	Muni	Facility Safety Improvements	1,000,000	
SF-991001	Muni	Woods Maintenance Facility Rehab	1,000,000	
NAP97AM58	Napa VINE	Preventive Maintenance	169,799	
SM-030023	SamTrans	Preventive Maintenance	371,646	
SON030005	Sonoma Transit	Preventive Maintenance	30,237	
ALA050044	Union City	Preventive Maintenance	23,461	
SOL030019	Vallejo	Preventive Maintenance	253,781	
SOL991055	Vallejo	Bus Maintenance Facility Rehab	271,283	
SCL990046	VTA	Preventive Maintenance	3,605,075	
CC-030025	Westcat	Preventive Maintenance	60,123	
<b>Total Program Set-asides and Commitments</b>			<b>42,150,646</b>	<b>8,526,611</b>
<b>Funds Available for Programming</b>			<b>167,026,328</b>	<b>112,797,549</b>

Date: July 27, 2005

W.I.: 1512

Referred by: PAC

Revised: 02/22/06-C

04/25/07-C

09/26/07-C

03/26/08-C

06/22/11-C

11/16/11-C

05/28/14-C

09/28/16-C

Attachment A

Resolution No. 3714

Page 4 of 8

FY 2006-07 FTA Section 5307 and 5309 Fixed Guideway				
TIP ID	Operator	Project Description	FTA Section 5307	FTA Section 5309 FG
<b>Capital Projects</b>				
ALA991070	AC Transit	Preventive Maintenance	16,665,551	
ALA990052	AC Transit	Paratransit Vehicle Lease	754,512	
ALA050043	ACE (SJRC)	Signal System Rehabilitation	258,676	798,324
ALA010056	ACE (SJRC)	Track Improvements		1,057,000
BRT030004	BART	Train Control Renovation	3,894,994	8,117,311
BRT030005	BART	Traction Power		10,842,883
BRT97100B	BART	Rail, Way and Structures Program		16,144,812
SOL050036	Benicia	Replace (1) 2000 cutaway bus	64,553	
SOL070023	Benicia	Rehabilitation of Seven Buses	230,400	
SOL070024	Benicia	Install Diesel Particulate Devices	202,400	
SM-030006	Caltrain	Systemwide Track Rehab & Related Civil Structures		7,500,000
SM-050041	Caltrain	Signal/Communication Rehabilitation	862,793	2,161,207
CC-050043	ECCTA	Replace 6 1995 40' Gillig buses	2,046,117	
SOL010006	Fairfield	Operating assistance	1,996,190	
MRN030010	GGBHTD	Fixed Guideway Connectors		2,000,000
MRN990017	GGBHTD	Ferry channel & berth dredging.	489,453	1,510,547
ALA050049	LAVTA	Replace 3 1999 24' paratransit	370,780	
NAP970010	Napa	Operating assistance	1,145,532	
SF-970073	MUNI	Cable car vehicle renovation program		806,400
SF-99T002	MUNI	Cable Car Traction Power & Guideway Rehab		7,500,000
SF-99T005	MUNI	Historic Rail Car rehabilitation	5,499,496	2,294,104
SF-050024	MUNI	Wayside Train Control		2,844,000
SF-950037	MUNI	SF Muni Rail Replacement Program 1998-20		13,000,000
SF-970170	MUNI	Trolley Overhead Reconstruction		13,000,000
SM-050037	SamTrans	Replace 19 1999 El Dorado paratransit vans	2,430,464	
SM-050038	SamTrans	Purchase 10 Minivan 2002 4-Year PT Vehicles	466,874	
SON030011	SantaRosa Bus	Operating assistance	659,000	
SON050026	SantaRosa Bus	Preventive Maintenance	1,200,000	
SON070011	SantaRosa Bus	Purchase 3 Hybrid Buses	660,865	
SON030012	SantaRosa Bus	Bus Stop Enhancements	26,744	
SON030005	Son Co Transit	Preventive Maintenance	839,957	
SON050021	Son Co Transit	Bus Stop Improvement Project	8,915	
SOL990039	Vacaville	Preventive Maintenance	645,450	
SOL050037	Vacaville	Replace (7) 1995 30' Gillig Phantom Buses	838,059	
SOL050040	Vallejo	Replace 19 40' Gillig buses	4,566,120	
SOL070025	Vallejo	Ferry Terminal Maintenance Dredging	720,000	
SCL990046	VTA	Preventive Maintenance	27,117,297	
SCL050047	VTA	De Anza Transit Center - Transit Enhancements	366,410	
SCL050048	VTA	CCTV / Video on Demand SecuritySystem	366,410	
SCL030005	VTA	Guadalupe Corridor LRT Platform Rehab & Retrofit	721,869	1,246,132
SCL050002	VTA	LRT Rail Rehabilitation		1,890,000
SCL050049	VTA	Rail Substation Rehabilitation / Replacement		110,000
CC-050040	Westcat	Replace (2) 35' 1997 35' Thomas buses	665,526	

FY 2006-07 FTA Section 5307 and 5309 Fixed Guideway				
TIP ID	Operator	Project Description	FTA Section 5307	FTA Section 5309 FG
<b>Surplus Funds - Regional Capital Inventory Improvements</b>				
	Regional	Capital Inventory Improvements	1,000,000	
<b>Surplus Funds - Increase Two Caltrain Project Caps to \$13 Million</b>				
SM-030006	Caltrain	Systemwide Track Rehab & Related Civil Structures		5,477,041
<b>Surplus Funds - 80% using 10% flexible set-aside formula</b>				
ALA991070	AC Transit	Preventive Maintenance	10,427,930	
20600003563	ACE (SJRC)	Signal Upgrade Project (Stockton to Lathrop)		912,149
	BART	General Mainline Renovation	11,042,923	5,162,883
CC-050046	CCCTA	Complete APC and AVA with Security Upgrades	400,000	
CC-050052	CCCTA	On-Board Security Cameras	280,000	
CC-050053	CCCTA	Operations Facility Security Camera System	100,000	
CC-050054	CCCTA	Improved Locks and Alarms at Operations Facilities	52,000	
CC-050055	CCCTA	Emergency Communications Equipment	20,000	
CC-030034	CCCTA	Preventive Maintenance	325,298	
CC-050048	ECCTA	Luminator Demonstration Project	511,904	
MRN991039	GGBHTD	MIS - Maintenance Management System	842,509	
MRN010035	GGBHTD	Radio/AVL System Replacement	1,836,912	
ALA030030	LAVTA	Preventive Maintenance	628,279	
SF-970105	MUNI	Third St. IOS/MME	14,365,875	2,534,125
SF-050036	MUNI	Potrero-Presidio Fall Protection System	600,000	
SF-050036	MUNI	Light Rail Vehicle Safety Mods		2,500,000
SF-050034	MUNI	Light Rail Vehicle-Overhaul Program		2,068,792
SM-050047	SamTrans	Replacement of SamTrans Fare Collection Equipment	2,585,456	
SON050016	Son Co Transit	CNG Bus Purchase	124,267	
ALA050062	Union City	Revenue Vehicle Replacement	97,488	
SOL030019	Vallejo	Preventive Maintenance (bus & ferry systems)	1,054,518	
CC-030025	Westcat	Preventive Maintenance	249,824	
<b>Surplus Funds - CARB Needs</b>				
	ECCTA	CARB (6) Filters Mitigation for CC-050043	120,000	
	LAVTA	CARB (12) Filters Mitigation for ALA050048	240,000	
SM-050036	SamTrans	Bus Repl: (76) 40' Alt Fuel Vehicles	1,520,000	
	Vallejo	CARB (27) Filters Mitigation for SOL050040, SOL0500	540,000	
	Vallejo	CARB Replace (3) 1987 40' MCI Buses	1,023,057	
	WestCAT	CARB (11) Filters Mitigation for SOL050040, SOL0500	220,000	
	WestCAT	Replace (6) 1988 35' revenue vehicles (CARB)	1,996,579	
<b>Surplus Funds - Security Needs</b>				
ALA050064	AC Transit	Transit Security Project	4,270,036	
ALA050067	ACE	Security Needs	205,046	
REG050011	BART	High Priority Security Project	22,881,899	
SM-030010	Caltrain	Systemwide Security	2,875,807	
MRN030005	GGBHTD	Transit Safety and Security Improvements	393,000	
SF-030004	Muni	Security Improvements & Graffiti Prevention	2,270,374	
		<b>Total Program</b>	161,882,387	111,477,710
		<b>Fund Balance</b>	5,143,940	1,319,839

**Notes:**

The 2/22/06 revision includes revised revenue projections and the programming of \$210,910,298 of additional projects following the Transit Capital Priorities policy contained on pages 25 and 26 of MTC Resolution 3688, Revised.

- 1) Operators in the Santa Rosa, Fairfield, and Vacaville Urbanized Areas, did not wish to participate in the ADA or 10% flexible set-aside programming elements.
- 2) ACE has also elected to not claim funds in the Livermore and San Jose UAs. This limits the amount of funding that ACE can receive from the remaining eligible UAs (San Francisco-Oakland and Concord) to \$1,057,000 per eligible project category.

FY 2007-08 FTA Section 5307 and 5309 Fixed Guideway				
TIP ID	Operator	Project Description	FTA Section 5307	FTA Section 5309 FG
<i>Actual Apportionment</i>			<b>208,930,479</b>	<b>124,409,526</b>
<i>Previous Year Carryover</i>			<b>5,095,357</b>	<b>1,319,840</b>
<i>Funds Available for Programming Enhancement Requirement</i>			<b>214,025,836</b>	<b>125,729,366</b>
<u>Prior Year Commitments</u>				
SM-030014	Caltrain	Rapid Rail Related Projects Pt. II		2,112,995
<u>ADA Set-Aside</u>				
ALA990076	AC Transit	ADA Set-aside	6,582,831	
ALA050042	ACE	Signal Upgrade	517,857	
BRT99T001	BART	ADA Capital	3,055,143	
SM-050040	Caltrain	ADA Set-aside	161,463	
SM-070032	Caltrain	VMS-PA Systems Integration	880,000	
CC-99T001	CCCTA	ADA Set-aside	676,581	
CC-030035	ECCTA	ADA Set-aside	471,124	
MRN99T001	GGBHTD	ADA Set-aside	1,171,041	
ALA990077	LAVTA	ADA Set-aside	286,579	
NAP030004	Napa VINE	ADA Set-aside	22,481	
SF-990022	SFMTA	ADA Set-aside	3,921,868	
SM-990026	SamTrans	ADA Set-aside	201,698	
SM-030027	SamTrans	Maintenance & Op. Equipment Rehab & Replacement	504,000	
SM-050049	SamTrans	Service Support Vehicles	120,000	
SM-070035	SamTrans	Admin. & Maint./Operating Facilities Improvements	217,050	
SOL990040	Vallejo Transit	ADA Set-aside	584,502	
SCL050046	VTA	ADA Set-aside	3,499,495	
CC-990045	WestCat	ADA Set-aside	113,375	
<u>10% Flexible Set-Aside</u>				
ALA010034	AC Transit	Maintenance Facility & Equipment Upgrades	1,593,896	
ALA990052	AC Transit	Paratransit Vehicle Lease	500,000	
SCL050043	ACE	Santa Clara Platform and Pedestrian Improvements	238,982	
REG050006	BART	Strategic Maintenance	<b>5,134,962</b>	
SM-03006B	Caltrain	Systemwide Track Rehab & Related Civil Structures	828,888	
CC-030034	CCCTA	Preventive Maintenance	345,682	
CC-030037	ECCTA	Preventive Maintenance	315,728	
MRN050025	GGBHTD	Facilities Rehabilitation	400,000	
MRN010034	GGBHTD	Preventive Maintenance	1,761,781	
ALA030030	LAVTA	Preventive Maintenance	233,285	
NAP97AM58	Napa VINE	Preventive Maintenance	154,875	
SF-050025	SFMTA	Flynn Facility Ventilation	1,470,431	
SF-050026	SFMTA	Escalator Rehabilitation	2,000,000	
SF-050027	SFMTA	Trolley Coach Rebuild 60 Articulated New Flyers	1,000,000	
SF-991001	SFMTA	Woods Maintenance Facility Rehab	1,000,000	
SM-030023	SamTrans	Preventive Maintenance	640,885	
ALA050044	Union City	Preventive Maintenance	24,165	
SOL030019	Vallejo	Preventive Maintenance	261,395	
SOL991055	Vallejo	Bus Maintenance Facility Rehab	279,421	
SCL990046	VTA	Preventive Maintenance	3,713,227	
CC-030025	WestCat	Preventive Maintenance	61,927	
<b>Total Program Set-asides and Commitments</b>			<b>44,946,617</b>	<b>2,112,995</b>
<b>Funds Available for Programming</b>			<b>169,079,219</b>	<b>123,616,371</b>

Date: July 27, 2005

W.I.: 1512

Referred by: PAC

Revised: 02/22/06-C

04/25/07-C

09/26/07-C

03/26/08-C

06/22/11-C

11/16/11-C

05/28/14-C

09/28/16-C

Attachment A

Resolution No. 3714

Page 7 of 8

FY 2007-08 FTA Section 5307 and 5309 Fixed Guideway				
TIP ID	Operator	Project Description	FTA Section 5307	FTA Section 5309 FG
<b>Capital Projects</b>				
ALA990052	AC Transit	Paratransit Vehicle Lease	777,147	
ALA070046	AC Transit	Zero Emission Bus Advanced Demonstration	1,000,000	
ALA010056	ACE (SJRC)	Track Improvements	8,419	880,441
BRT97100B	BART	Rail, Way and Structures Program	402,724	15,598,641
BRT030004	BART	Train Control Renovation		14,146,721
BRT030005	BART	Traction Power		9,015,212
SM-03006B	Caltrain	Systemwide Track Rehab & Related Civil Structures	5,132,476	2,367,523
SM-050041	Caltrain	Signal/Communication Rehabilitation	3,024,000	
SM-070033	Caltrain	Signal Replacement and Upgrade Program		1,477,561
SM-070034	Caltrain	Caltrain Systemwide Station Improvements		1,200,000
SF-070038	Caltrain	North Terminal Operational Improvements Phase II		1,200,000
SCL050065	Caltrain	Installation of Fixed Fuel Facility	960,000	
CC-050038	CCCTA	Replace 38 LINK vans and 12 flexvans	3,340,622	
SOL010006	Fairfield	Operating assistance	2,530,711	
MRN050025	GGBHTD	Facilities Rehabilitation	8,293,951	
MRN030005	GGBHTD	Transit Safety and Security Improvements	5,000,000	
MRN030011	GGBHTD	Ferry Major Components	40,159	199,841
MRN030010	GGBHTD	Fixed Guideway Connectors		2,000,000
MRN990017	GGBHTD	Ferry channel & berth dredging.	1,262,227	2,000,000
ALA050051	LAVTA	Replace (3) 2000 24' Paratransit Vehicles	397,189	
NAP970010	Napa	Operating assistance	1,859,080	
SF-970073	SFMTA	Cable car vehicle renovation program	355,542	483,114
SF-99T002	SFMTA	Cable Car Traction Power & Guideway Rehab		7,500,000
SF-050024	SFMTA	Wayside Train Control		3,200,000
SF-950037	SFMTA	SF Muni Rail Replacement Program 1998-20		13,000,000
SF-970170	SFMTA	Trolley Overhead Reconstruction		13,000,000
SM-050036	SamTrans	Repl. (76) 1993 Gillig 40' buses with hybrid buses	20,000,000	
SM-050039	SamTrans	Replace (10) 2001 El Dorado paratransit vehicles	1,323,963	
SON050026	SantaRosa Bus	Preventive Maintenance	1,200,000	
SON070011	SantaRosa Bus	6 Hybrid Electric Bus Purchase	1,395,481	
SON070012	SantaRosa Bus	Downtown Transit Mall Connectivity Improvements	436,681	
SON030012	SantaRosa Bus	Bus Stop Enhancements	29,347	
SOL050035	SolTrans	Replace (2) 2000 Chevy Mini Vans with cut-aways	133,625	
SON050016	Son Co Transit	CNG Bus Purchase	1,756,379	
SON050021	Son Co Transit	Bus Stop Improvement Project	9,782	
SOL050038	Vallejo	Replace 5 1983 40' RTS buses	0	
SOL050039	Vallejo	Replace 10 Paratransit Vans	483,214	
SOL030022	Vallejo	Ferry Major Components Rehabilitation	285,144	
SOL990039	Vacaville	Preventive Maintenance	1,528,025	
SCL990046	VTA	Preventive Maintenance	8,855,278	
SCL030005	VTA	Guadalupe Corridor LRT Platform Rehab & Retrofit	8,455,660	13,668,548
SCL050044	VTA	Replace Bus Fareboxes	2,377,973	
SCL050045	VTA	ADA Bus Stop Improvements	542,913	
SCL050047	VTA	De Anza Transit Center - Transit Enhancements	398,787	
SCL050048	VTA	CCTV / Video on Demand SecuritySystem	412,730	
SCL050002	VTA	LRT Rail Rehabilitation	1,086,400	
SCL050049	VTA	Rail Substation Rehabilitation / Replacement	522,282	
SCL050050	VTA	LRT Crossovers & Switches	0	
SCL070031	VTA	Chaboya Division Bus wash	796,294	
SCL070032	VTA	Upgrade Light Rail Station Public Address System	1,204,854	
CC-050039	Westcat	Replace 10 2002 Paratransit Vehicles	668,124	

FY 2007-08 FTA Section 5307 and 5309 Fixed Guideway				
TIP ID	Operator	Project Description	FTA Section 5307	FTA Section 5309 FG
<u>Surplus Funds - Increase Two Caltrain Project Caps to \$13 Million</u>				
SM-03006B	Caltrain	Systemwide Track Rehab & Related Civil Structures		5,522,959
<u>Surplus Funds - 80% using 10% flexible set-aside formula</u>				
ALA991070	AC Transit	Preventive Maintenance	9,959,337	
ALA050066	ACE (SJRC)	Signal Upgrade Project (Stockton to Lathrop)		1,466,082
REG05010	BART	General Mainline Renovation	19,144,513	10,954,652
CC-050046	CCCTA	Complete APC and AVA with Security Upgrades	320,000	
CC-050052	CCCTA	On-Board Security Cameras	160,000	
CC-050053	CCCTA	Operations Facility Security Camera System	80,000	
CC-050056	CCCTA	ADA Bus Stops at County Connection Offices	160,000	
CC-030034	CCCTA	Preventive Maintenance	1,804,951	
CC-050057	CCCTA	Scheduling Software Components for Planning	40,000	
CC-050048	ECCTA	Luminator Demonstration Project	488,096	
CC-050029	ECCTA	Park and Ride Lots	2,220,471	
MRN010035	GGBHTD	Radio/AVL System Replacement	663,088	
MRN970017	GGBHTD	Ferry Dredging - Fixed Guideway Replace./Rehab.		737,773
ALA030030	LAVTA	Preventive Maintenance	1,402,730	
SF-050027	SFMTA	Articulated Trolley Coach Rehab	1,798,000	
SF-050034	SFMTA	Light Rail Vehicle Safety Mods	12,002,697	3,997,303
SF-970105	SFMTA	Third St. IOS/MME	2,400,000	
SF-950037	SFMTA	SF Muni Rail Replacement Program 1998-20	800,000	
SF-970170	SFMTA	SF Muni Trolley Overhead Recon. Program	500,000	
SF-99T002	SFMTA	Cable Car Infrastructure	500,000	
SF-030013	SFMTA	Wayside fare Collection	700,000	
SF-990003	SFMTA	Radio Replacement	4,017,066	
SF-050035	SFMTA	Replace Misc. Equipment	300,000	
SF-050037	SFMTA	Subway Fire Alarm & Detection Systems Replacement	1,500,000	
SF-050038	SFMTA	Potrero/Presidio - Trolley Coach Lifts	2,500,000	
SF-990004	SFMTA	Islais Creek Motor Coach Facility	1,000,000	
SF-030004	SFMTA	Security Improvements & Graffiti Prevention	404,134	
SM-050047	SamTrans	Replacement of SamTrans Fare Collection Equipment	3,798,052	
ALA050062	Union City	Revenue Vehicle Replacement	143,210	
SOL030019	Vallejo	Preventive Maintenance (bus & ferry systems)	1,549,094	
CC-030025	Westcat	Preventive Maintenance	366,993	
		<b>Total Program</b>	159,009,616	123,616,372
		<b>Fund Balance</b>	10,069,602	0

Notes:

**The 2/22/06 revision includes revised revenue projections and the programming of \$210,910,298 of additional projects following the Transit Capital Priorities policy contained on pages 25 and 26 of MTC Resolution 3688, Revised.**

The 3/26/08 Revision includes the following:

- 1) Sonoma County Transit is funding their replacement of 10 1996 CNG buses with alternative fund sources and will swap out the funds for preventive maintenance.
- 2) Operators in the Santa Rosa, Fairfield, and Vacaville Urbanized Areas, did not wish to participate in the ADA or 10% flexible set-aside programming elements.
- 3) ACE has also elected to not claim funds in the Livermore and San Jose UAs. This limits the amount of funding that ACE can receive from the remaining eligible UAs (San Francisco-Oakland and Concord) to \$1,057,000 per eligible project category.
- 4) Golden Gate Transit deferred replacement of 34 1991 40' TMC buses to FY20 in exchange for \$8,293,951 for Facilities Rehabilitation.
- 5) \$133,625 programmed to Benicia for van replacement was reprogrammed to Vallejo and then to SolTrans as part of the consolidation of the operators under SolTrans.

Date: May 24, 2006  
W.I.: 1512  
Referred By: PAC  
Revised: 11/15/06-ED 09/26/07-C  
12/15/10-C 11/28/12-C  
12/18/13-C 01/27/16-C  
09/28/16-C

ABSTRACT

Resolution No. 3738, Revised

This resolution approves the principles, process, and schedule for exchanging federal, state, and local funds and the criteria for reserving these funds for BART's A, B, C1, and C2 cars until the cars are eligible for replacement, beginning in 2013, and the funds are needed by BART.

This resolution was revised through administrative action by the Executive Director on November 15, 2006 to include the final version of the agreement between MTC and BART. The revisions specify that the amount of local funds BART agrees to deposit into the Account is equal to 100% of the federal reimbursement less any BART principal previously withheld for retention in the Account, delete a reference to early termination of the agreement, and made a few other terminology changes.

This resolution was revised by the Commission on September 26, 2007 to make a minor correction in Attachment B to the amount programmed in FY 2006-07, and to include in Attachment B a reference to \$45 million in Third Cycle STP funds that were programmed to the BART Car Replacement project by the Commission in MTC Resolution 3723, Revised.

This resolution was revised by the Commission on December 15, 2010 to incorporate references to FTA funds programmed to the BART Car Replacement Project in conjunction with MTC Resolution 3918.

This resolution was revised by the Commission on November 28, 2012 to amend Attachment B to update the amount of federal programming subject to the Funding Exchange Agreement, and to authorize the withdrawal of up to \$15.5 million from the Funding Exchange Account under specified conditions.

This resolution was revised by the Commission on December 18, 2013 to revise the language of Attachment A regarding BART's deposits of local funds into the Funding Exchange Account,

ABSTRACT

MTC Resolution No. 3738, Revised

Page 2 of 2

and to amend Attachment B to update the amount of federal programming subject to the Funding Exchange Agreement.

This resolution was revised by the Commission on January 27, 2016 to amend Attachment B to update the amount of federal programming subject to the Funding Exchange Agreement.

This resolution was revised on September 28, 2016 to amend Attachment B to update the amount of federal programming subject to the Funding Exchange Agreement.

Further discussion of the BART car fund exchange and reserve account is contained in the “Executive Director” memorandum and the Programming and Allocations Summary Sheet dated May 10, 2006, and the Programming and Allocations Summary Sheets dated September 12, 2007, November 10, 2010, November 14, 2012, December 11, 2013, January 13, 2016, and September 14, 2016.



Date: May 24, 2006  
W.I.: 1512  
Referred By: PAC

RE: BART Car Replacement Funding Exchange and Reserve Account

METROPOLITAN TRANSPORTATION COMMISSION  
RESOLUTION NO. 3738

WHEREAS, the Metropolitan Transportation Commission (MTC) is the regional transportation planning agency for the San Francisco Bay Area pursuant to Government Code Section 66500 *et seq.*; and

WHEREAS, MTC has adopted a 25-year regional transportation plan (RTP), entitled the Transportation 2030 Plan, (MTC Resolution No. 3681, approved February 23, 2005); and

WHEREAS, the Transportation 2030 Plan identifies a funding shortfall of \$1.3 billion over the next twenty-five years for high priority transit capital projects; and

WHEREAS, the Bay Area Rapid Transit District's (BART) fleet replacement program, which is scheduled to begin in 2013, comprises a significant portion of the region's high priority transit capital shortfall; and

WHEREAS, MTC and BART staff have been in discussions over the development of a program to fund the BART A, B, C1, and C2 car replacement program, hereinafter called "Project", set to begin in 2013, by exchanging federal, state, and local funds for BART local funds and establishing a reserve for such funds, and propose that MTC and BART enter into an agreement articulating the principles for accomplishing such fund exchanges and establishing a reserve capital funding account for the Project; and

WHEREAS, MTC as the regional planning agency has facilitated discussions about financing the Project, including exchanging regional funds and reserving funds for this purpose in coordination with members of the Bay Area Partnership and have afforded opportunity for comment; and

WHEREAS, MTC and BART have specified the terms and conditions of the Project in an agreement which is set forth in Attachment A to this Resolution, attached hereto and incorporated herein as though set forth at length; now, therefore be it

RESOLVED, that MTC approves Attachment A; and, be it further

RESOLVED, that Attachment B, Programmed Amounts, attached hereto and incorporated herein as though set forth at length, sets forth the agreed-upon funding amounts for the fund exchange, which may be amended from time to time by amendment to this Resolution; and, be it further

RESOLVED, that the Executive Director is authorized to execute Attachment A on behalf of MTC, and to make non-substantive changes or minor amendments as deemed appropriate subject to review by MTC's Office of General Counsel for form; and, be it further

RESOLVED, that upon execution of Attachment A by the signatory agencies, MTC staff shall commence implementing the fund exchange and establishing the BART Car Replacement Restricted Account.

METROPOLITAN TRANSPORTATION COMMISSION

A handwritten signature in black ink, appearing to read 'Jon Rubin', is written over a horizontal line. The signature is stylized and somewhat cursive.

Jon Rubin, Chair

The above resolution was entered into by the Metropolitan Transportation Commission at a regular meeting of the Commission held in Oakland, California on May 24, 2006.

Date: May 24, 2006  
W.I.: 1512  
Referred By: PAC  
Revised: 11/15/06-ED 09/26/07-C  
12/15/10-C 11/28/12-C  
12/18/13-C 01/27/16-C  
09/28/16-C

Attachment B  
Resolution No. 3738, Revised  
Page 1 of 2

ATTACHMENT B  
TABLE 1. PROGRAMMED FEDERAL FUNDING AMOUNTS SUBJECT TO  
BART CAR REPLACEMENT FUNDING EXCHANGE AGREEMENT

Ready-to-go Project Title	Transportation Improvement Program	Fund Source	Amount	Fiscal Year Programming
Preventive Maintenance	REG050020	Surface Transportation Program	\$22,680,000	FY 2005-06
Preventive Maintenance	REG050020	Surface Transportation Program	\$22,681,000	FY 2006-07
Preventive Maintenance	REG050020	Surface Transportation Program	\$22,682,000	FY 2007-08
Preventive Maintenance	REG050020	Surface Transportation Program	\$22,683,000	FY 2008-09
Preventive Maintenance	REG050020	FTA Section 5307	\$25,940,067	FY 2010-11
Preventive Maintenance	REG050020	FTA Sections 5307 & 5309 FG	\$23,979,594	FY 2011-12
Preventive Maintenance	REG050020	FTA Sections 5307 & 5337	\$72,000,000	FY 2012-13
Preventive Maintenance	REG050020	FTA Sections 5307 & 5337 & Surface Transportation Program	\$77,000,000	FY 2013-14
Preventive Maintenance	REG050020	FTA Sections 5307 & 5337	\$52,815,324 <sup>1</sup>	FY 2014-15
Preventive Maintenance	REG050020	FTA Sections 5307 & 5337	\$47,116,668 <sup>1</sup>	FY 2015-16

Notes:

- 1) BART will deposit \$52,547,712 in FY2016-17, which includes \$5,431,044 of FY2014-15 funds not awarded until FY2015-16, in addition to \$47,116,668, the amount programmed in FY2015-16.

ATTACHMENT B  
TABLE 2. AUTHORIZED WITHDRAWALS FROM BART CAR  
REPLACEMENT FUNDING EXCHANGE ACCOUNT

Withdrawal No.	Fiscal Year	MTC Approval Date	Authorized Amount	Conditions
01	2012-13	November 28, 2012	\$15,500,000	Funds to be withdrawn from the ACCOUNT are to be expended for PROJECT costs only.

Date: March 26, 2008  
W.I.: 1512  
Referred By: PAC  
Revised: 04/23/08-C 05/27/09-C  
11/16/11-C 05/28/14-C  
09/28/16-C

ABSTRACT

Resolution No. 3854, Revised

This resolution approves the FY 2008-09 FTA Section 5307 and FTA Section 5309 Fixed Guideway (FG) funds for inclusion in the 2009 Transportation Improvement Program (TIP).

This resolution was amended on April 23, 2008 to program an additional \$25.6 million to BART's Railcar Replacement Project.

This resolution was amended on May 27, 2009 to reconcile the program with the final FY 2008-09 FTA apportionments.

This resolution was amended on November 16, 2011 to reprogram funds from Benicia to Solano County Transit (SolTrans) to reflect the merger of Benicia and Vallejo transit services under SolTrans.

This resolution was revised on May 28, 2014 to re-program unexpended funds from Vallejo's Preventive Maintenance, Maintenance/Operating Facilities and ADA Set-Aside projects to WETA and SolTrans as Vallejo's Ferry services are now being managed by WETA and Vallejo's Bus Transit services are being managed by SolTrans.

This resolution was revised on September 28, 2016 to re-program funds to and from various BART projects by their request, consistent with TCP Process and Criteria.

Further discussion of the FTA program of projects is contained in the Programming and Allocations Committee summary sheets dated March 5, 2008, April 9, 2008, May 13, 2009, November 9, 2011, May 14, 2014, and September 14, 2016.

Date: March 26, 2008  
W.I.: 1512  
Referred By: PAC

RE: San Francisco Bay Area Regional Transit Capital Priorities

METROPOLITAN TRANSPORTATION COMMISSION  
RESOLUTION NO. 3854

WHEREAS, the Metropolitan Transportation Commission (MTC) is the regional transportation planning agency for the San Francisco Bay Area pursuant to Government Code Sections 66500 et seq.; and

WHEREAS, MTC is the designated Metropolitan Planning Organization (MPO) for the nine-county Bay Area and is required to prepare and endorse a Transportation Improvement Program (TIP) which includes a list of priorities for transit capital projects; and

WHEREAS, MTC is the designated recipient of the Federal Transit Administration (FTA) Section 5307 and 5309 Fixed Guideway funds for the large urbanized areas of San Francisco-Oakland, San Jose, Concord, Antioch, and Santa Rosa and have been authorized by the California Department of Transportation (Caltrans) as the representative for the Governor of the State of California to program the FTA Section 5307 small urbanized area funds of Vallejo, Fairfield, Vacaville, Napa, Livermore, Gilroy-Morgan Hill, and Petaluma in MTC's 2005 Federal Transportation Improvement Program; and

WHEREAS, MTC has worked cooperatively with the cities, counties and transit operators and with Caltrans in the region to establish priorities for the transit capital projects to be included in the TIP; and

WHEREAS, the process and criteria used in the selection and ranking of such projects are set forth in MTC Resolution No. 3841; and


WHEREAS, the projects to be included in the TIP are set forth in the detailed project listings in Attachments A, which are incorporated herein as though set forth at length; now, therefore, be it

RESOLVED, that MTC adopts the FY 2008-09 Transit Capital Priorities for projects to be included in the TIP as set forth in Attachments A; and, be it further

RESOLVED, that MTC will use the priorities set forth in Attachments A to program sources of federal, state, regional and local funds to finance the projects; and, be it further

RESOLVED, that the Executive Director of MTC is authorized and directed to forward a copy of this resolution to FTA, and such agencies as may be appropriate.

METROPOLITAN TRANSPORTATION COMMISSION

A handwritten signature in cursive script, reading "Bill Dodd", is written over a horizontal line.

Bill Dodd, Chair

The above resolution was entered into by the Metropolitan Transportation Commission at a regular meeting of the Commission held in Oakland, California on March 26, 2008.

Date: March 26, 2008  
W.I.: 1512  
Referred by: PAC  
Revised: 04/23/08-C  
05/27/09-C  
11/16/11-C  
05/28/14-C  
09/28/16-C

Attachment A  
Resolution No. 3854  
Page 1 of 4

FY 2008-09 FTA Section 5307 and 5309 Fixed Guideway				
TIP ID	Operator	Project Description	FTA Section 5307	FTA Section 5309 FG
<i>Actual Apportionment</i>			<b>218,801,549</b>	<b>132,240,508</b>
<i>Previous Year Carryover</i>			<b>7,814,650</b>	<b>0</b>
<i>Funds Available for Programming</i>			<b>226,616,199</b>	<b>132,240,508</b>
<i>Enhancement Requirement</i>			<b>2,134,643</b>	
<u>PY Commitments - deferred from FY08</u>				
REG050010	BART	General Mainline Renovation	1,941,561	2,530,437
MRN050026	GGBHTD	Replace MS Sonoma Ferry Vessel	3,190,824	7,573,176
<u>ADA Set-Aside</u>				
ALA990076	AC Transit	ADA Set-aside	6,754,499	
SCL991060	Caltrain	Caltrain/ACE Santa Clara Train Station	509,183	
BRT99T001B	BART	ADA Capital - Enhancements	1,638,209	
BRT99T001B	BART	ADA Capital	1,369,086	
SM-050040	Caltrain	ADA Set-aside	1,040,581	
CC-99T001	CCCTA	ADA Set-aside	666,327	
CC-030035	ECCTA	ADA Set-aside	483,916	
MRN99T001	GGBHTD	ADA Set-aside	1,148,960	
ALA990077	LAVTA	ADA Set-aside	291,986	
NAP030004	Napa VINE	ADA Set-aside	29,068	
SF-990022	SFMTA	ADA Set-aside	3,847,919	
SM-990026	SamTrans	ADA Set-aside	510,411	
SM-070049	SamTrans	Facility/Equipment Rehabilitation/Replacement	38,302	
SM-090018	SamTrans	Schedule & Database Software Enhancements	282,374	
SM-030023	SamTrans	Preventive Maintenance	192,000	
SOL990040	Vallejo Transit	ADA Set-aside	666,056	
SCL050046	VTA	ADA Set-aside	3,685,565	
CC-990045	WestCat	ADA Set-aside	111,237	



FY 2008-09 FTA Section 5307 and 5309 Fixed Guideway				
TIP ID	Operator	Project Description	FTA Section 5307	FTA Section 5309 FG
<b>10% Flexible Set-Aside</b>				
ALA990035	AC Transit	Satcom Expansion	250,000	
ALA990034	AC Transit	Maintenance Facilities Upgrades	1,804,414	
ALA050066	ACE	ACE signal upgrade project	234,599	
REG050006	BART	Strategic Maintenance Program	<b>4,888,748</b>	
SM070047	Caltrain	Caltrain Bridge Rehabilitation Program	435,836	
CC-030034	CCCTA	Preventive Maintenance	340,443	
CC-030037	ECCTA	Preventive Maintenance	324,300	
MRN991039	GGBHTD	Management Information System	752,358	
ALA030030	LAVTA	Preventive Maintenance	239,499	
NAP97AM58	Napa VINE	Preventive Maintenance	221,750	
SM030023	SamTrans	Preventive Maintenance	628,801	
SF070045	SFMTA	Trolley Coach Replacement	400,000	
SF-991001	SFMTA	Woods Lifts	150,000	
SF-070007	SFMTA	C3-Central Control & Communications	2,367,284	
SF-050026	SFMTA	Escalator Rehabilitation	2,050,000	
SF070047	SFMTA	C3-Subway PA and Passenger Display Systems Replacement	400,000	
ALA070062	Union City	Purchase Six (6) CNG Buses	23,710	
SOL070044	Vallejo	Revenue Vehicle Rehabilitation	112,000	
SOL070044	Vallejo	Revenue Vehicle Rehabilitation	64,000	
SOL070043	Vallejo	Maintenance/Operating Facilities	0	
SOL070042	Vallejo	Fixed/Heavy Equipment	57,600	
SOL070043	Vallejo	Maintenance/Operating Facilities	18,484	
SOL070042	Vallejo	Fixed/Heavy Equipment	8,000	
SOL070042	Vallejo	Fixed/Heavy Equipment	8,000	
SOL070041	Vallejo	Service Vehicles	48,000	
SOL070040	Vallejo	Office Equipment	134,400	
SOL030019	Vallejo	Preventive Maintenance	39,582	
SCL990046	VTA	Preventive Maintenance	3,766,520	
CC-070095	WestCat	Site security upgrade	60,759	
<b>Zero Emission Bus Advanced Demonstration Set-Aside</b>				
ALA991070	AC Transit	Preventive Maintenance	7,115,273	
SM030023	SamTrans	Zero Emission Bus Advanced Demonstration	1,091,227	
SCL990046	VTA	Zero Emission Bus Advanced Demonstration	2,735,500	
			<b>59,169,153</b>	<b>10,144,658</b>
			<b>167,447,046</b>	<b>122,095,850</b>
<b>Capital Projects</b>				
ALA991070	AC Transit	Preventive Maintenance	17,881,875	
ALA990052	AC Transit	Paratransit Van Leasing	1,640,000	
ALA050066	ACE (SJRC)	ACE signal upgrade project	326,289	730,711
New	BART	Car Replacement Program		12,565,777
BRT030004	BART	Train Control Renovation		14,016,000
BRT030005	BART	Traction Power		9,046,186
BRT97100B	BART	Rail, Way and Structures Program	<b>328906</b>	<b>15,937,814</b>

Date: March 26, 2008  
W.I.: 1512  
Referred by: PAC  
Revised: 04/23/08-C  
05/27/09-C  
11/16/11-C  
05/28/14-C  
09/28/16-C

Attachment A  
Resolution No. 3854  
Page 3 of 4

FY 2008-09 FTA Section 5307 and 5309 Fixed Guideway				
TIP ID	Operator	Project Description	FTA Section 5307	FTA Section 5309 FG
SOL070035	Benicia	Shop Truck Replacement	24,000	
SM-050041	Caltrain	Signal/Communication Rehabilitation	4,664,329	2,835,671
SM-030006	Caltrain	Systemwide Track Rehab & Related Civil Structures		7,500,000
SM070047	Caltrain	Caltrain Bridge Rehabilitation Program		389,479
CC070094	CCCTA	Replace 40 diesel 40' buses	15,189,199	
CC070093	CCCTA	Replace 11 gasoline paratransit vans	646,470	
CC070092	ECCTA	1997 Transit Bus Replacement	4,622,058	
SOL010006	Fairfield	Operating assistance	2,424,006	
MRN030011	GGBHTD	Ferry Major Components	1,852,158	147,842
MRN990017	GGBHTD	Ferry channel & berth dredging	2,391,371	2,000,000
MRN030010	GGBHTD	Fixed Guideway Connectors		2,000,000
ALA070061	LAVTA	Bus Replacement (12) 30' Alt Fuel Vehicles	5,829,268	
NAP970010	Napa	Operating assistance	1,486,778	
SON070023	Petaluma	Bus-30'-Diesel	717,834	
SON070022	Petaluma	Cutaway - 24'	70,016	
SF-970073	SFMTA	Cable Car Vehicle Renovation	500,000	
SF-99T005	SFMTA	Historic Vehicle Rehabilitation	5,000,000	
SF-99T002	SFMTA	Cable Car Traction Power & Guideway Rehab	3,669,425	3,830,575
SF-030013	SFMTA	Wayside Fare Collection Equip	7,500,000	
SF070046	SFMTA	Rehab 170 Neoplans	5,031,982	
SF-950037	SFMTA	Rail Replacement 1998-2009		13,000,000
SF-970170	SFMTA	Overhead Rehab 1998-2009		13,000,000
SF-050024	SFMTA	Wayside/Central Train Control		7,500,000
SM-050036	SamTrans	Bus Repl: (126) 40" Vehicles	20,560,728	
SON050026	Santa Rosa CityBus	Preventive Maintenance	397,048	
SON030011	Santa Rosa CityBus	Operating assistance	1,318,000	
SON070020	Santa Rosa CityBus	Hybrid Electric Bus Purchase (Replacement)	1,277,490	
New	Santa Rosa CityBus	Automated Vehicle Location System	288,138	
SON030012	Santa Rosa CityBus	Bus Stop Enhancements	35,357	
SOL070039	SoITrans	Radio Equipment	32,000	
SOL070031	SoITrans	Replacement of two minivans	80,104	
SOL070030	SoITrans	Replacement of one cutaway vehicle	58,770	
SOL070038	SoITrans	GFI Genfare Fare Collection System	52,000	
SOL070037	SoITrans	Security Cameras on Buses	72,000	
SOL070036	SoITrans	Benicia Breeze Maintenance Facility	440,000	
SOL070022	SoITrans	Bus Shelter Replacement - 7	33,600	
SOL070022	SoITrans	Bus Shelter Purchase - 5	24,000	
SOL070035	SoITrans	Shop Truck Replacement	8,000	
SOL070034	SoITrans	Administrative Car	21,695	
SOL070033	SoITrans	Shop Equipment	80,000	
SOL070032	SoITrans	Preventative Maintenance	21,001	
SON030005	Sonoma County Transit	Preventive Maintenance	1,279,826	
SON050021	Sonoma County Transit	Bus Stop Improvement Project	11,786	
ALA070062	Union City	Purchase Six (6) CNG Buses	2,458,010	
SOL010007	Vacaville	Operating assistance	933,460	
SOL020022	Vallejo	Ferry Major Components Rehabilitation	380,000	
SOL070044	Vallejo	Revenue Vehicle Rehabilitation	152,000	
SOL070043	Vallejo	Maintenance/Operating Facilities	0	

Date: March 26, 2008  
W.I.: 1512  
Referred by: PAC  
Revised: 04/23/08-C  
05/27/09-C  
11/16/11-C  
05/28/14-C  
09/28/16-C

Attachment A  
Resolution No. 3854  
Page 4 of 4

FY 2008-09 FTA Section 5307 and 5309 Fixed Guideway				
TIP ID	Operator	Project Description	FTA Section 5307	FTA Section 5309 FG
SOL070042	Vallejo	Fixed/Heavy Equipment	240,000	
SOL030019	Vallejo	Preventive Maintenance	724,462	
SCL050002	VTA	Rail Replacement and Rehabilitation		1,607,250
SCL070045	VTA	Abatement of Light Rail Left-hand Turn and Intrusion		1,208,141
SCL030005	VTA	Guadalupe Corridor Platform Retrofit		10,019,076
New	VTA	Guadalupe OCS Rehabilitation & Replacement Prog		693,750
SCL050001	VTA	Procure Small Capacity Replacement Buses	3,000,000	
SCL050049	VTA	Rail Substation Rehab/Replacement		2,025,000
SCL070048	VTA	Bus Surveillance Equipment Replacement	421,942	
SCL050045	VTA	Bus Stop Pavement, Duckouts, & Accessibility	449,292	
SXL070046	VTA	Paratransit Vehicles	596,970	
SCL990046	VTA	Preventive Maintenance	27,955,238	
CC070091	Westcat	Purchase of fully validating fareboxes	417,600	
New	WETA	Fixed Guideway Connectors	509,344	1,140,656
<b>Total Program</b>			<b>146,125,821</b>	<b>121,276,020</b>
<b>Fund Balance</b>			<b>21,321,225</b>	<b>819,831</b>

Notes:

- 1) Operators in the Santa Rosa , Fairfield, and Vacaville Urbanized Areas did not wish to participate in the ADA or 10% flexible set-aside programming elements, and operators in the Napa and Petaluma UAs do not participate in the ADA set-aside.
- 2) Funds are programmed to WETA for an Alameda-Oakland Ferry project contingent on the adoption of a transition plan for WETA's assumption of responsibility for maintaining AOF's capital assets.
- 3) AC Transit is exchanging funds programmed for its Zero Emission Bus project and the replacement of 19 60-foot Articulated Buses, (11) 45-foot Suburban Buses, and (6) 45-foot Suburban Buses for \$24,602,980 in preventive maintenance.
- 4) VTA is exchanging funds programmed for its Zero Emission Bus project \$2,735,500 in preventive maintenance.
- 5) Unobligated funds programmed to Benicia were reprogrammed to SolTrans as part of the consolidation of Benicia and Vallejo transit services under SolTrans.

Date: July 22, 2009  
W.I.: 1512  
Referred By: PAC  
Revised: 04/28/10-C 05/26/10-C  
06/22/11-C 11/16/11-C  
01/25/12-C 09/26/12-C  
04/24/13-C 05/28/14-C  
05/25/16-C 09/28/16-C

ABSTRACT

Resolution No. 3916, Revised

This resolution approves the FY 2009-10 through FY 2011-12 FTA Section 5307 and FTA Section 5309 Fixed Guideway (FG) programs for inclusion in the 2009 Transportation Improvement Program (TIP).

This resolution was revised on April 28, 2010 to reprogram \$17.5 million in Section 5307 funds from SFMTA to AC Transit as part of funding exchange with CMAQ funds.

This resolution was revised on May 26, 2010 to reconcile the FY 2009-10 program with the final FY 2009-10 FTA apportionments, and to program the FY 2010-11 and FY 2011-12 Vehicle Procurement Reserve to BART (\$80 million) and Caltrain (\$70 million) for their rail car replacement projects.

This resolution was revised on June 22, 2011 to reconcile the FY 2010-11 program with the final FY 2011 FTA apportionments, implement an exchange of \$17.5 million in CMAQ funds programmed to AC Transit's Bus Rapid Transit project for FTA preventive maintenance funding, and transfer \$5 million from Caltrain's Railcar Replacement project to preventive maintenance.

This resolution was amended on November 16, 2011 to reconcile the FY 2011-12 program with revised estimates of FY 2012 FTA apportionments prior to amending the program into the TIP. The revisions address a potential \$38 million revenue shortfall by withholding Flexible Set-Aside funds, deferring projects and making other program reductions; and also reprogram funds previously programmed to Vallejo in FY 2011 and FY 2012 to Solano County Transit (SolTrans) to reflect the merger of Benicia and Vallejo transit services under SolTrans.

This resolution was amended on January 25, 2012 to program an additional \$10 million of FY 2011-12 FTA Section 5307 funds for AC Transit's Preventive Maintenance. The funds had been

## ABSTRACT

MTC Resolution No. 3916, Revised

Page 2

held in reserve pending AC Transit Board action responding to recommendations adopted by the Commission as part of MTC Resolution Nos. 3831 and 3880, Revised.

This resolution was revised on September 26, 2012 to reconcile the FY 2011-12 program with the final FY 2012 FTA apportionments, reprogram approximately \$27.4 million from Caltrain Railcar Replacement to Caltrain Advanced Signal System, and make other fund transfers between projects.

This resolution was revised on April 24, 2013 to reflect several transfers of funding between eligible projects and deferral of projects to future years.

This resolution was revised on May 28, 2014 to re-program funding from existing GGBH&TD Bus Replacement projects to a new Facilities project as requested by GGBH&TD. The resolution was also revised to change the project sponsor from GGBH&TD to Marin Transit for “Replacement of 3 2005 Paratransit Vans.”

This resolution was revised on May 25, 2016 to reprogram \$8 million in the FY2010-11 program from GGBHTD’s District Facilities project to its MS Sonoma Refurbishment project, as requested by GGBHTD.

This resolution was revised on September 28, 2016 to re-program funds to and from various BART projects by their request, consistent with TCP Process and Criteria.

Further discussion of the FTA program of projects is contained in the Programming and Allocations Committee summary sheets dated July 8, 2009, April 14, 2010, May 12, 2010, June 8, 2011 November 9, 2011, January 11, 2012, September 12, 2012, April 10, 2013, May 14, 2014, May 11, 2015, and September 14, 2016.

Date: July 22, 2009  
W.I.: 1512  
Referred By: PAC

RE: San Francisco Bay Area Regional Transit Capital Priorities

METROPOLITAN TRANSPORTATION COMMISSION  
RESOLUTION NO. 3916

WHEREAS, the Metropolitan Transportation Commission (MTC) is the regional transportation planning agency for the San Francisco Bay Area pursuant to Government Code Sections 66500 et seq.; and

WHEREAS, MTC is the designated Metropolitan Planning Organization (MPO) for the nine-county Bay Area and is required to prepare and endorse a Transportation Improvement Program (TIP) which includes a list of priorities for transit capital projects; and

WHEREAS, MTC is the designated recipient of the Federal Transit Administration (FTA) Section 5307 and 5309 Fixed Guideway funds for the large urbanized areas of San Francisco-Oakland, San Jose, Concord, Antioch, and Santa Rosa and have been authorized by the California Department of Transportation (Caltrans) as the representative for the Governor of the State of California to program the FTA Section 5307 small urbanized area funds of Vallejo, Fairfield, Vacaville, Napa, Livermore, Gilroy-Morgan Hill, and Petaluma in MTC's 2009 Federal Transportation Improvement Program; and

WHEREAS, MTC has worked cooperatively with the cities, counties and transit operators and with Caltrans in the region to establish priorities for the transit capital projects to be included in the TIP; and

WHEREAS, the process and criteria used in the selection and ranking of such projects are set forth in MTC Resolution No. 3908; and


WHEREAS, the projects to be included in the TIP are set forth in the detailed project listings in Attachments A, which are incorporated herein as though set forth at length; now, therefore, be it

RESOLVED, that MTC will use the priorities set forth in Attachments A to program sources of federal, state, regional and local funds to finance the projects; and, be it further

RESOLVED, that the Executive Director or designee is authorized to revise Attachment A as necessary to reflect the programming of projects as the projects are revised in the TIP; and be it further

RESOLVED, that the Executive Director of MTC is authorized and directed to forward a copy of this resolution to FTA, and such agencies as may be appropriate.

METROPOLITAN TRANSPORTATION COMMISSION

  
\_\_\_\_\_  
Scott Haggerty, Chair

The above resolution was entered into by the Metropolitan Transportation Commission at a regular meeting of the Commission held in Oakland, California on July 22, 2009.

FY 2009-10 FTA Section 5307 and 5309 Fixed Guideway Program				
TIP ID	Operator	Project Description	FTA Section 5307	FTA Section 5309 FG
			<b>Actual Apportionment</b>	<b>216,919,567</b>
			<b>Previous Year Carryover</b>	<b>20,293,167</b>
			<b>Funds Available for Programming</b>	<b>237,212,734</b>
				<b>130,450,055</b>
				<b>942,966</b>
				<b>131,393,021</b>
<b>ADA Set-Aside</b>				
ALA990076	AC Transit	ADA Operating Assistance	7,558,073	
SCL991060	Caltrain	Caltrain/ACE Santa Clara Train Station	532,072	
BRT99T001B	BART	ADA Capital - Enhancements	3,126,281	
REG090051	Caltrain	Revenue Vehicle Rehab Program	1,085,980	
CC-99T001	CCCTA	ADA Operating Assistance	704,352	
CC-030035	ECCTA	ADA Operating Assistance	516,736	
MRN090036	GGBHTD	Bus Stop Improvement Project	1,182,151	
ALA990077	LAVTA	ADA Operating Assistance	304,827	
NAP030004	Napa Vine	ADA Operating Assistance	24,368	
SF-990022	SFMTA	ADA Operating Assistance	3,959,075	
SM-990026	SamTrans	ADA Operating Assistance	1,052,641	
SOL990040	Vallejo Transit	ADA Operating Assistance	612,433	
SCL050046	VTA	ADA Operating Assistance	3,739,578	
CC-990045	WestCat	ADA Operating Assistance	114,450	
<b>Flexible Set-Aside</b>				
ALA991070	AC Transit	Preventive Maintenance	2,100,836	
REG050010	BART	General Mainline Renovation	5,403,640	
SCL991060	Caltrain	Caltrain/ACE Santa Clara Train Station	241,032	
REG090051	Caltrain	Revenue Vehicle Rehab Program	856,275	
CC-030034	CCCTA	Preventative Maintenance	359,871	
CC-030037	ECCTA	Preventive Maintenance Program	279,856	
CC-050029	ECCTA	Park and Ride Facility Land Purchase - Security Project	66,439	
REG090052	GGBHTD	SF Bus Lot Modifications	752,470	
ALA030030	LAVTA	Preventive Maintenance	252,627	
NAP970010	Napa	Operating Assistance	195,292	
SON090009	Petaluma	Preventative Maintenance	14,829	
SF-050026	SFMTA	Escalator Rehab		5,488,564
SM090019	SamTrans	Service Support Vehicles	257,600	
SM030023	SamTrans	Preventive Maintenance	385,409	
SON030005	Sonoma County Transit	Preventive Maintenance	29,816	
ALA030031	Union City	Existing Bus Pkg,Concrete Pkwy	24,245	
SOL050039	Vallejo Transit	Revenue Vehicle Replacement	356,222	
REG090048	Vallejo	Replace Supervisor Vehicles	64,800	
REG090049	Vallejo	Replace Maintenance Vehicles	151,200	
SCL990046	VTA	Preventive Maintenance	3,970,535	
CC-090038	WestCat	Mobile column bus Lifts - Maintenance	62,132	
REG090050	WETA	Preventative Maintenance	82,029	
<b>Economic Reserve</b>				
ALA991070	AC Transit	Preventive Maintenance	4,948,876	
SCL991060	Caltrain	Caltrain/ACE Santa Clara Train Station	732,662	
REG090051	Caltrain	Revenue Vehicle Rehab Program	586,776	
REG090053	Caltrain	Preventative Maintenance	943,292	
CC-030037	ECCTA	Preventive Maintenance Program	190,254	
REG090052	GGBHTD	SF Bus Lot Modifications	2,315,918	
ALA030030	LAVTA	Preventive Maintenance	580,921	
NAP970010	Napa	Operating Assistance	540,712	
SON090009	Petaluma	Preventative Maintenance	16,404	
SF-050026	SFMTA	Escalator Rehab		311,436
SF-090032	SFMTA	TEP Capital Implementation Program	4,899,251	
SF-090031	SFMTA	Preventive Maintenance	7,000,000	
SM030023	SamTrans	Preventive Maintenance	1,961,777	
SON030005	Sonoma County	Preventive Maintenance	74,255	
ALA090031	Union City	Bus Replacement (2)	17,000	
ALA070062	Union City	Purchase Six (6) CNG Buses	41,971	
ALA030031	Union City	Existing Bus Pkg,Concrete Pkwy	15,000	
SOL030019	Vallejo/Benicia	Preventive Maintenance	1,425,789	
SCL990046	VTA	Preventive Maintenance	8,971,810	
REG090050	WETA	Preventative Maintenance	64,411	
<b>Total Program Set-asides and Commitments</b>			<b>75,747,250</b>	<b>5,800,000</b>
<b>Funds Available for Programming</b>			<b>161,465,484</b>	<b>125,593,021</b>



FY 2009-10 FTA Section 5307 and 5309 Fixed Guideway Program				
TIP ID	Operator	Project Description	FTA Section 5307	FTA Section 5309 FG
<b>Capital Projects</b>				
ALA990052	AC Transit	Paratransit Van Leasing	1,672,800	
ALA991070	AC Transit	Preventive Maintenance	45,459,113	
ALA090060	ACE	Rebuild Diesel Locomotives	763,107	
ALA090065	BART	Fare Collection Equipment		1,955,000
BRT030004	BART	Train Control		11,480,000
BRT030005	BART	Traction Power	975,781	2,769,219
BRT97100B	BART	Track Replacement Rehabilitation	2,100,000	19,720,000
BRT030005	BART	Replacement of Fixed Guideway Elements & Fare Collection Equipment		2,520,000
SCL991060	Caltrain	Caltrain/ACE Santa Clara Train Station	1,460,000	
SM-050041	Caltrain	Signal/ Communication Rehabilitation & Upgrades		4,500,000
SM-03006B	Caltrain	Systemwide Track Rehabilitation & Related Structures		8,770,000
CC-050038	CCCTA	Replace Vans	3,695,160	
CC-070092	ECCTA	1997 Transit Bus Replacement	5,705,553	
CC-090039	ECCTA	Translink Fareboxes	66,444	
SOL010006	Fairfield	Operating Assistance	2,740,773	
MRN090026	GGBHTD	Replace 6 Paratransit Vans	372,204	
MRN090022	GGBHTD	Replace 2 Paratransit Vans	163,548	
MRN090021	GGBHTD	Replace 2 Paratransit Vans	124,068	
MRN030011	GGBHTD	Ferry Major Component Replacement	4,000,000	
MRN090025	GGBHTD	Ferry Propulsion	1,660,000	
ALA090035	LAVTA	Replace 3 Paratransit Vehicles of 2002 Vintange	353,580	
NAP970010	Napa	Operating Assistance	746,632	
SON090010	Petaluma	Bus Replacement	636,508	
SON090009	Petaluma	Preventive Maintenance	213,856	
SF-950037B	SFMTA	Rail Replacement Projects		6,640,000
SF-970170	SFMTA	Overhead Rehabilitation Projects		9,140,000
SF-050024	SFMTA	Wayside Train Control Equipment Rehab and Replacment		1,500,000
SF-030013	SFMTA	Wayside Fare Collection Equipment Rehab and Replacement.		6,300,000
SF-070045	SFMTA	Trolley Car Replacement	7,694,836	26,542,057
SF-99T005	SFMTA	Historic Vehicle Rehabilitation		6,800,000
SF-970073	SFMTA	Cable Car Vehicle Renovation		1,050,000
SM050036	SamTrans	Replacement of up to 73-40 ft and 64-35 ft buses	4,571,918	
SM030023	SamTrans	Preventive Maintenance	3,506,371	
SON030011	Santa Rosa	Operating Assistance	1,318,170	
SON090024	Santa Rosa	Preventive Maintenance	1,631,298	
SON030012	Santa Rosa	Bus Stop Enhancements	34,754	
SON070020	Santa Rosa	Hybrid Electric Bus Purchase (Replacement)	612,874	
SON010024	Sonoma County	Bus Replacement	142,126	
SON050021	Sonoma County	Bus Stop Improvement Project	11,585	
SON030005	Sonoma County	Preventive Maintenance	1,175,929	
SOL010007	Vacaville	Operating Funds	493,315	
SOL991099	Vacaville	Purchase Transit Equipment - Fareboxes and Tools	100,000	
SOL090026	Vacaville	Vacaville: Replace 5 Medium-Duty CNG Buses	1,816,000	
SOL050040	Vallejo	Replace Diesel buses with Hybrid Electrics	3,684,800	
SOL090011	Vallejo	Ferry mid-life Repower	11,264,000	
SCL050045	VTA	ADA Bus Stop Improvements	417,818	
SCL990046	VTA	Preventive Maintenance	24,826,384	
SCL090039	VTA	Security Improvements for Light Rail	439,084	
SCL050002	VTA	Rail Rehabilitation & Replacement on Guadalupe Light Rail System		2,301,750
SCL050049	VTA	Traction Power Substation Replacement on Guadalupe Light Rail		4,050,000
REG090054	WETA	Harbor Bay Dredging	60,000	
REG090057	WETA	Ferry Major Component	432,000	
REG090056	WETA	Floats & Gangways	776,000	
REG090055	WETA	Ferry Propulsion Systems	2,412,000	
<b>Total Capital Projects</b>			<b>140,330,389</b>	<b>116,038,026</b>
<b>Total Program</b>			<b>216,077,639</b>	<b>121,838,026</b>
<b>Fund Balance</b>			<b>21,135,096</b>	<b>9,554,995</b>

**Notes:**

- Operators in the Santa Rosa, Fairfield, and Vacaville Urbanized Areas did not wish to participate in the ADA or 10% flexible set-aside programming elements, and operators in the Napa and Petaluma UAs do not participate in the ADA set-aside.
- AC Transit exchanged \$22,446,863 for replacement of 49 45' suburban buses and \$8,897,914 for replacement of 18 45' OTR coaches for \$31,344,777 in preventive maintenance. The buses will be procured with I-bond funds.
- SamTrans exchanged \$2,045,371, part of the funding for replacement of up to 91-40 foot buses, 40-35 foot buses, and 4-30 foot buses, for preventive maintenance. The buses will be partially funded with ARRA funds.
- Sonoma County Transit exchanged \$215,390 for replacement of one 40' CNG bus in exchange for preventive maintenance. The bus will be procured with ARRA funds.
- Petaluma deferred replacement of 8 cutaways in exchange for \$238,447 in preventive maintenance in FY10. Due to insufficient funds in Petaluma UA, \$105,522 from Bus Replacement and \$87,980 in Van Replacement transferred to PM in FY10. Bus and van funds to be restored in FY11.
- GGBHTD deferred 11,778,870 for bus replacement to FY15. Funds will have priority for programming in FY15 as a prior-year obligation.

**FY 2010-11 FTA Section 5307 and 5309 Fixed Guideway Program**

TIP ID	Operator	Project Description	FTA Section 5307	FTA Section 5309 FG
			<b>Actual Apportionment</b>	<b>216,504,664</b>
			<b>Previous Year Carryover</b>	<b>132,223,176</b>
			<b>Funds Available for Programming</b>	<b>8,901,518</b>
			<b>226,324,643</b>	<b>141,124,694</b>
<b>ADA Set-Aside</b>				
ALA990076	AC Transit	ADA Operating Assistance	4,339,305	
ALA010056	ACE	ACE Track Improvements	553,354	
BRT99T01B	BART	ADA Capital - Enhancements	3,251,332	
REG090051	Caltrain	Revenue Vehicle Rehab Program	1,129,418	
CC-99T001	CCCTA	ADA Operating Assistance	732,526	
CC-030035	ECCTA	ADA Operating Assistance	537,405	
MRN090033	GGBHTD	ADA Operating Assistance	1,229,437	
ALA990077	LAVTA	ADA Operating Assistance	311,817	
NAP030004	Napa Vine	ADA Operating Assistance	24,436	
SF-990022	SFMTA	ADA Operating Assistance	4,117,438	
SM-990026	SamTrans	ADA Operating Assistance	1,094,747	
SOL990040	Vallejo Transit	ADA Operating Assistance	624,814	
SCL050046	VTA	ADA Operating Assistance	3,884,698	
CC-990045	WestCat	ADA Operating Assistance	119,028	
<b>Economic Reserve</b>				
SM-050005	BART	Preventive Maintenance	12,599,452	
CC-030034	CCCTA	Preventative Maintenance	827,797	
CC-030037	ECCTA	Preventive Maintenance	263,844	
REG090050	WETA	Ferry Major Component	64,411	
<b>Vehicle Procurement Reserve</b>				
REG050020	BART	BART Car Replacement Exchange Preventive Maintenance	25,940,067	
REG090037	BART	Railcar Replacement	7,284,799	
			<b>Total Program Set-asides and Commitments</b>	<b>0</b>
			<b>Funds Available for Programming</b>	<b>141,124,694</b>
			<b>68,930,125</b>	<b>157,394,518</b>
<b>Capital Projects</b>				
ALA990052	AC Transit	Paratransit Van Leasing	1,706,256	
ALA991070	AC Transit	Preventive Maintenance	34,500,000	
ALA010056	ACE	ACE Track Improvements	1,460,000	
BRT030004	BART	Train Control		13,980,000
BRT030005	BART	Traction Power		4,420,000
BRT97100B	BART	Track Replacement Rehabilitation	2,496,035	18,103,965
ALA090065	BART	Replacement of Fixed Guideway Elements and Fare Collection Equipment	2,520,000	
SM-03006B	Caltrain	Systemwide Track Rehabilitation & Related Structures		12,940,248
SM-050041	Caltrain	Signal/ Communication Rehabilitation & Upgrades		329,752
REG090053	Caltrain	Preventive Maintenance	5,000,000	
CC-030034	CCCTA	Preventive Maintenance	5,466,170	
CC-070092	ECCTA	Transit Bus Replacements	5,263,853	
SOL010006	Fairfield	Operating Assistance	2,497,847	
MRN090034	GGBHTD	Replace 30 - 1997 45' Over-the-Road Buses	5,597,020	
MRN050025	GGBHTD	District Facilities	1,667,580	
MRN150005	GGBHTD	MS Sonoma Refurbishment	8,000,000	
MRN090035	GGBHTD	Replace 7 paratransit vans	445,669	
NAP970010	Napa	Operating Assistance	1,438,183	
SON090030	Petaluma	Electronic Fareboxes	120,000	
SON090029	Petaluma	2 Van Replacement	180,940	
SON090010	Petaluma	Preventive maintenance	193,502	

**FY 2010-11 FTA Section 5307 and 5309 Fixed Guideway Program**

TIP ID	Operator	Project Description	FTA Section 5307	FTA Section 5309 FG
SF-99T005	SFMTA	Historic Vehicle Rehabilitation		10,000,000
SF-970073	SFMTA	Cable Car Vehicle Renovation		1,102,500
SF-090035	SFMTA	Paratransit Van Replacement	1,945,341	
SF-070046	SFMTA	Rehab 170 Neoplan Motor Coaches	4,800,000	
SF-070045	SFMTA	Trolley Car Replacement		20,000,000
SF-95037B	SFMTA	Rail Replacement	4,026,555	14,040,000
SF-970170	SFMTA	Overhead Rehabilitation		14,040,000
SF-050024	SFMTA	Wayside Train Control Equipment Rehab and Replacement		7,500,000
SF-030013	SFMTA	Wayside Fare Collection Equipment Rehab and Replacement		700,000
SM-030023	SamTrans	Preventive Maintenance	5,092,763	
SM-090042	SamTrans	Replacement of 10 2007 Minivans	403,930	
SON030011	Santa Rosa	Operating Assistance	1,318,170	
SON090024	Santa Rosa	Preventive Maintenance	1,634,486	
SON030012	Santa Rosa	Bus Stop Enhancements	34,694	
SON070020	Santa Rosa	Hybrid Electric Bus Purchase (Replacement)	482,559	
SON050021	Sonoma County	Bus Stop Improvement Project	11,565	
SON030005	Sonoma County	Preventive Maintenance	1,145,068	
ALA090061	Union City	Replacement of Four (4) Transit Buses	1,658,276	
ALA090064	Union City	Replacement of Two (2) Transit Buses	854,758	
SOL010007	Vacaville	Operating Funds	973,000	
SOL97AM70	Vacaville	Bus Shelters	400,000	
SOL090028	SolTrans	Communication Upgrades (AVL, GPS, and other)	1,728,000	
SOL090029	SolTrans	Bus Radio(s) replacement	94,000	
SOL090030	SolTrans	Vault Receiver	88,000	
SOL090031	SolTrans	Bill Counters	8,000	
SOL090032	SolTrans	Public Address System	28,000	
SOL090033	SolTrans	Bus Maintenance Facility Renovation	800,000	
SCL050002	VTA	Rail Rehabilitation & Replacement		1,683,000
SCL090044	VTA	TP OCS Rehab & Replacement		6,098,250
SCL050049	VTA	TP Substation Replacement		4,767,000
SCL050045	VTA	ADA Bus Stop Improvements	442,846	
SOL010006	VTA	Preventive Maintenance	36,432,424	
CC-090060	WestCAT	Revenue Vehicle Replacement	1,015,640	
CC-110046	WestCAT	Bus Wash	150,000	
CC-110047	WestCAT	Vehicle Rehab	180,585	
REG090054	WETA	Harbor Bay Dredging	200,000	
REG090057	WETA	Ferry Major Component	336,000	
REG090055	WETA	Ferry Propulsion Systems	1,600,000	
REG110020	WETA	Facilities Rehabilitation	200,000	
REG090067	WETA	Fixed Guideway Connectors	1,344,000	
<b>Total Capital Projects</b>			<b>147,981,715</b>	<b>129,704,715</b>
<b>Total Program</b>			<b>216,911,840</b>	<b>129,704,715</b>
<b>Fund Balance</b>			<b>9,412,803</b>	<b>11,419,979</b>

**Notes:**

- Operators in the Napa and Petaluma UAs do not participate in the ADA set-aside.
- The 10% Flexible Set-Aside was not programmed in FY11 due to apportionment shortfalls in FY11 and projected shortfalls in FY12.
- AC Transit exchanged \$20,000,000 for replacement of 68 low-floor 40' buses for preventive maintenance. The buses will be procured with I-bond funds. \$3,000,000 of the preventive maintenance funding was deferred to FY12.
- AC Transit exchanged \$17,500,000 in CMAQ programmed to its BRT project for \$17,500,000 in 5307 for preventive maintenance. CMAQ funds were reprogrammed to SFMTA's Central Subway; \$17.5M I-Bond funds were transferred from Central Subway to BART's Fixed Guideway projects, which will be reduced by \$17.5M in TCP funds in FY12.
- Caltrain exchanged \$5,000,000 in FY12 funding for Railcar Replacement for preventive maintenance in FY11. The Railcar funding will be replaced by Caltrain using non-TCP funds. The region will not replace the \$5 million, meaning that the share of regional participation in car replacement will decrease by \$5 million.
- CCCTA deferred replacement of 10 40' buses from FY11 to FY23 in exchange for \$5,466,170 in preventive maintenance.
- Petaluma deferred replacement of 8 cutaways in exchange for \$238,447 in preventive maintenance in FY10. Due to insufficient funds in Petaluma UA, \$105,522 from Bus Replacement and \$87,980 in Van Replacement transferred to PM in FY10. Funds were restored in FY11 as preventive maintenance; the vehicles were purchased with local funds.
- SFMTA deferred \$20,000,000 programmed in FY11 and \$4,159,333 programmed in FY12 for replacement of 45 40' NABI buses to FY13 in exchange for \$4,026,555 for Rail Replacement.
- SamTrans deferred replacement of 62 1998 Gillig buses to FY12 and 10 to FY23 in exchange for \$5,092,763 in preventive maintenance.
- Sonoma County Transit exchanged \$400,000 for replacement of one 40' CNG bus in exchange for preventive maintenance. The bus will be procured with ARRA funds.
- WestCAT deferred \$3,326,130 for replacement of 9 out of 11 40' buses from FY11 to FY13 in exchange for \$276,500 to upgrade the two remaining buses to 45' OTR coaches, \$150,000 for a bus wash, and \$180,585 for vehicle rehabs.
- Unobligated funds programmed to Vallejo were reprogrammed to SolTrans as part of the consolidation of Benicia and Vallejo transit services under SolTrans.
- GGBHTD deferred \$5,660,000 for fixed guideway projects to FY15. Funds will have priority for programming in FY15 as a prior-year obligation.

FY 2011-12 FTA Section 5307 and 5309 Fixed Guideway Program				
TIP ID	Operator	Project Description	FTA Section 5307	FTA Section 5309 FG
		<b>Actual Apportionment</b>	<b>212,023,119</b>	<b>130,670,026</b>
		<b>Previous Year Carryover</b>	<b>8,254,868</b>	<b>11,419,979</b>
		<b>Funds Available for Programming</b>	<b>220,277,987</b>	<b>142,090,005</b>
<b>ADA Set-Aside</b>				
ALA990076	AC Transit	ADA Operating Assistance	3,961,150	
ALA050042	ACE	Preventive Maintenance	506,887	
BRT99T01B	BART	ADA Paratransit Capital Accessibility Improve	2,972,888	
REG090051	Caltrain	Revenue Vehicle Rehab Program	1,045,789	
CC-99T001	CCCTA	ADA Operating Assistance	672,718	
CC-030035	ECCTA	ADA Operating Assistance	487,639	
MRN99T001	GGBHTD	ADA Operating Assistance	448,918	
ALA990077	LAVTA	ADA Operating Assistance	295,715	
MRN110047	MCTD	ADA Set-aside	673,378	
NAP030004	Napa Vine	ADA Operating Assistance	24,070	
SF-990022	SFMTA	ADA Operating Assistance	3,758,618	
SM-990026	SamTrans	ADA Operating Assistance	999,343	
SOL990040	SoTrans	ADA Operating Assistance	593,943	
SCL050046	VTA	ADA Operating Assistance	3,638,697	
CC-990045	WestCat	ADA Operating Assistance	108,655	
<b>Economic Reserve</b>				
CC-110080	ECCTA	Capital Maintenance-Fuel	278,564	
CC-030025	WestCat	Preventative Maintenance	146,362	
REG110020	WETA	Facilities Rehabilitation	64,411	
<b>Vehicle Procurement Reserve</b>				
REG090037	BART	Railcar Replacement	36,775,134	10,000,000
REG050020	BART	BART Car Exchange Preventive Maintenance	22,979,594	1,000,000
REG110030	Caltrain	Advanced Signal System	18,589,069	8,844,200
		<b>Total Program Set-asides and Commitments</b>	<b>99,021,542</b>	<b>19,844,200</b>
		<b>Funds Available for Programming</b>	<b>121,256,445</b>	<b>122,245,805</b>
<b>Capital Projects</b>				
ALA990052	AC Transit	Paratransit Van Leasing	1,740,381	
ALA991070	AC Transit	Preventive Maintenance	22,191,982	
ALA090060	ACE	Rebuild Diesel Locomotives	1,460,000	
BRT030005	BART	Traction Power	2,808,318	3,091,682
BRT97100B	BART	Track Replacement Rehabilitation	3,092,310	15,007,690
ALA090065	BART	Replacement of Fixed Guideway Elements and Fare Collection Equipment		20,000
SM-03006B	Caltrain	Systemwide Track Rehabilitation & Related Structures		13,270,000
REG090053	Caltrain	Preventive Maintenance	3,333,333	1,666,667
CC-110061	CCCTA	Replace (10) 40' buses - Hybrid	5,627,420	
CC-110062	CCCTA	Replace (4) LINK Vans	371,840	
CC-110063	CCCTA	Replace (4) Minivans	173,556	
CC-070092	ECCTA	Transit Bus Replacements	2,774,881	
CC-090039	ECCTA	Clipper Fareboxes	136,464	
CC-050029	ECCTA	Park and Ride Facility Land Purchase - Security Project	0	
SOL010006	Fairfield	Operating Assistance	2,374,911	
MRN110027	GGBHTD	Replace 2 - 1998 45' Over-the-Road Buses	0	
MRN110028	Marin Transit	Replace 3 - 2005 paratransit vans	195,897	
MRN050025	GGBHTD	District Facilities	1,048,234	
ALA030030	LAVTA	Preventative Maintenance	116,780	
ALA110095	LAVTA	East Bay Radio Communication System Hookup	512,000	
ALA110096	LAVTA	Capital Maintenance-Fuel	128,132	
NAP970010	Napa	Operating Assistance	1,442,265	
SON110032	Petaluma	Communication Equipment	46,371	

Revised: 04/28/10-C	05/26/10-C
06/22/11-C	11/16/11-C
01/25/12-C	09/26/12-C
04/24/13-C	05/28/14-C
05/25/16-C	09/28/16-C

FY 2011-12 FTA Section 5307 and 5309 Fixed Guideway Program				
TIP ID	Operator	Project Description	FTA Section 5307	FTA Section 5309 FG
SF-99T005	SFMTA	Historic Vehicle Rehabilitation		13,146,553
SF-970073	SFMTA	Cable Car Vehicle Renovation		1,157,625
SF-090035	SFMTA	Paratransit Van Replacement	206,824	
SF-070046	SFMTA	Rehab 170 Neoplan Motor Coaches	4,800,000	
SF-070045	SFMTA	Trolley Car Replacement	1,174,792	18,825,208
SF-950037B	SFMTA	Rail Replacement		20,290,000
SF-99T002	SFMTA	Cable Car System Rehabilitation		3,076,000
SF-970170	SFMTA	Overhead Rehabilitation		2,064,000
SF-050024	SFMTA	Wayside Train Control Equipment Rehab and Replacement		10,150,000
SF-030013	SFMTA	Wayside Fare Collection Equipment Rehab and Replacement		700,000
SM-110056	SamTrans	Capital Maintenance-Fuel	3,346,604	
SON030011	Santa Rosa CityBus	Operating Assistance	1,318,170	
SON090024	Santa Rosa CityBus	Preventive Maintenance	1,614,506	
SON030012	Santa Rosa CityBus	Bus Stop Enhancements	33,761	
SON110045	Santa Rosa	Capital Maintenance - Fuel	409,670	
SOL110026	SolTrans	Coin Counter Machine	7,200	
SOL110033	SolTrans	Capital Maintenance - Fuel	320,606	
SON070024	Sonoma County Transit	Bus Replacement	1,565,233	
SON030005	Sonoma County	Preventive Maintenance	135,000	
SON050021	Sonoma County Transit	Bus Stop Improvement Project	11,254	
SOL010007	Vacaville	Operating Funds	983,000	
SCL050045	VTA	ADA Bus Stop Improvements	460,559	
SCL990046	VTA	Preventive Maintenance	38,286,489	
SCL050002	VTA	Rail Replacement Program		2,586,048
SCL090044	VTA	TP OCS Rehab & Replacement		2,209,701
SCL050049	VTA	Rail Substation Rehab/Replacement		978,000
SCL110099	VTA	Light Rail Bridge and Structure - SG Repair		1,360,000
SCL110100	VTA	Kinkisharyo LRV Overhaul Program		1,029,600
SCL110101	VTA	LRV Body Shop Dust Separation Wall		436,000
SCL110102	VTA	LRV Maintenance Shop Hoist		2,749,856
SCL110105	VTA	LR Signal Assessment / SCADA System Replacement		2,800,000
SCL110104	VTA	Light Rail Track Crossovers and Switches		579,578
SCL110103	VTA	Update Santa Teresa Interlock Signal House		688,000
CC-110057	WestCat	Revenue Vehicle Replacement	1,857,205	
CC-110058	WestCAT	Service Vehicle Replacement	31,721	
REG090057	WETA	Ferry Major Component Rehab/Replacement		1,655,000
REG090054	WETA	Ferry Channel & Berth Dredging		200,000
REG090067	WETA	Fixed Guideway Connectors		825,000
		<b>Total Capital Projects</b>	<b>106,137,669</b>	<b>120,562,208</b>
		<b>Total Program</b>	<b>205,159,211</b>	<b>140,406,408</b>
		<b>Fund Balance</b>	<b>15,118,776</b>	<b>1,683,597</b>

**Notes:**

- Operators in the Santa Rosa, Fairfield, and Vacaville Urbanized Areas did not wish to participate in the ADA or 10% flexible set-aside programming elements, and operators in the Napa and Petaluma UAs do not participate in the ADA set-aside.
- AC Transit deferred \$3,000,000 for preventive maintenance from FY11 to FY12 and exchanged \$19,191,982 for bus replacements for PM in FY12. \$10,000,000 in PM released to AC Transit as a result of meeting conditions specified in MTC Resolutions 3831, 3880 and 3916 revised June 2011.
- Caltrain exchanged \$37,433,269 in FY12 for Railcar Replacement for \$5,000,000 preventive maintenance in FY11, \$5,000,000 preventive maintenance in FY12, and \$27,433,269 for Advanced Signal System in FY12. The region will not replace \$10 million of the rail car funds, i.e. the share of regional participation in Car Replacement will be reduced by \$10,000,00.
- SFMTA deferred \$20,000,000 programmed in FY11 and \$4,159,333 programmed in FY12 for replacement of 45 40' NABI buses to FY13 in exchange for \$4,026,555 for Rail Replacement in FY11.
- SamTrans deferred \$24,745,874 for replacement of 62 1998 Gillig Buses from FY12 to FY13 in exchange for \$2,115,216 for Advanced Communication System (ACS) Upgrades.
- Sonoma County Transit exchanged \$135,000 in partial funding for bus replacement for an equal amount in Preventive Maintenance. The bus procurement will be completed with Prop. 1B, TDA/STA and Air District funds.
- WestCAT deferred \$380,657 for replacement of one 40' bus to FY13 in exchange for \$31,721 for replacement of one service vehicle.
- AC Transit exchanged \$17,500,000 in CMAQ programmed to its BRT project for \$17,500,000 in 5307 for preventive maintenance in FY11. CMAQ funds were reprogrammed to SFMTA's Central Subway; \$17.5M I-Bond funds were transferred from Central Subway to BART's Fixed Guideway projects, which were reduced by \$17.5M in TCP funds in FY12.
- WETA deferred \$1,000,000 of fixed guideway cap funding to FY13.
- Unobligated funds programmed to Vallejo were reprogrammed to SolTrans as part of the consolidation of Benicia and Vallejo transit services under SolTrans.
- VTA used its FY12 fixed guideway project cap of \$9,450,000 and \$6,176,383 of its FY13 fixed guideway project cap for fixed guideway projects in FY12. VTA's fixed guideway project cap in the FY13 program will be reduced by \$6,176,383.
- GGBHTD deferred \$5,660,000 for fixed guideway projects to FY15. Funds will have priority for programming in FY15 as a prior-year obligation.

Date: January 23, 2013  
W.I.: 1512  
Referred By: PAC  
Revised: 02/27/13-C 04/24/13-C  
05/22/13-C 09/25/13-C  
02/26/14-C 04/23/14-C  
05/28/14-C 12/17/14-C  
01/27/16-C 09/28/16-C

ABSTRACT

Resolution No. 4084, Revised

This resolution approves the FY2012-13 and FY2013-14 Transit Capital Priorities preliminary program of projects for inclusion in the Transportation Improvement Program (TIP). The program includes projects funded with FTA Section 5307 Urbanized Area, Section 5309 Fixed Guideway Modernization, Section 5337 State of Good Repair, and Section 5339 Bus and Bus Facilities.

This Resolution includes the following attachment:

Attachment A – FY2012-13 and FY2013-14 Program of Projects

This resolution was amended on February 27, 2013 to transfer \$2 million in Section 5307 funds from an SFMTA bus replacement project to BART's enterprise asset management system project. The funding for the SFMTA project will be replaced with FTA Section 5309 Bus discretionary funds.

This resolution was revised on April 24, 2013 to reflect several transfers of funding between eligible projects and deferral of projects to future years.

This resolution was revised on May 22, 2013 to program previously reserved funds for ACE, Caltrain, and the Solano County operators, to program additional funding for AC Transit and SFMTA bus replacement projects, and to make program revisions to reconcile to final FY2012-13 FTA apportionments.

This resolution was revised on September 25, 2013 to make minor revisions to the Transit Capital Priorities program for FY2012-13 and FY2013-14 to reconcile the program to final FTA apportionments.

## ABSTRACT

MTC Resolution No. 4084, Revised

Page 2

This resolution was revised on February 26, 2014 to make revisions to the FY2013-14 Transit Capital Priorities program to transfer funds from two existing AC Transit Bus Procurement projects to a new AC Transit Farebox Replacement project; and to transfer funds from two existing WETA Fixed Guideway projects to an existing WETA Ferry Replacement project. The resolution was also revised to program FY 2013-14 5307 funds to Lifeline Transportation Program projects to replace JARC funds that lapsed.

This resolution was revised on April 23, 2014 to make program revisions to reconcile the program to final FY2013-14 apportionments released by FTA and to make additional changes requested by operators that were consistent with the TCP policy.

This resolution was revised on May 28, 2014 to re-program \$400,000 from Fairfield and Suisun Transit (FAST) bus engine replacements to operating assistance after the Solano County Coordinated Short Range Transit Plan was submitted demonstrating that the replacement of the engines and buses used for intercity express routes, as well as other capital needs, can be adequately funded while continuing to use FTA funds for operating costs. The resolution was also revised to re-program most of Caltrain's ADA set-aside funds to their Revenue Vehicle Rehabilitation Program, to re-program funds from Soltrans' Bus Purchase project to their Preventive Maintenance project as requested by the operator; and to revise Napa's and Soltrans' ADA operating set-aside amounts to keep them under the 10% ADA limit by Urbanized Area.

This resolution was revised on December 17, 2014 to re-program \$4,258,982 from the amount reserved for Caltrain's Positive Train Control/Electrification project to Caltrain's San Mateo Bridges Replacement project in FY2012-13. The resolution was also revised to re-program \$2,841,018 and \$4,000,000 from the amount reserved for Caltrain's Positive Train Control/Electrification project to Caltrain's San Mateo Bridges Replacement project and SFMTA's Global Positioning System projects, respectively, in FY14. The resolution was also revised to reflect minor transfers of funding between AC Transit projects as a result of project cost savings. The changes have been highlighted under Attachment A to this resolution.

This resolution was revised on January 27, 2016 to re-program \$413,000 reserved for Caltrain's Positive Train Control/Electrification project to Caltrain's Systemwide Track Rehab and Related Structures project in FY2013-14. The change has been highlighted under Attachment A to this resolution.

ABSTRACT

MTC Resolution No. 4084, Revised

Page 3

This resolution was revised on September 28, 2016 to re-program funds to and from various BART projects by their request, consistent with TCP Process and Criteria.

Further discussion of the Transit Capital Priorities program of projects is contained in the Programming and Allocation Committee Executive Director memorandum dated January 9, 2013, and the Programming and Allocation Committee summary sheet dated February 13, 2013, April 10, 2013, May 8, 2013, September 11, 2013, February 12, 2014, April 9, 2014, May 14, 2014, December 10, 2014, January 13, 2016, and September 14, 2016.



Date: January 23, 2013  
W.I.: 1512  
Referred By: PAC

RE: San Francisco Bay Area Regional Transit Capital Priorities

METROPOLITAN TRANSPORTATION COMMISSION  
RESOLUTION NO. 4084

WHEREAS, the Metropolitan Transportation Commission (MTC) is the regional transportation planning agency for the San Francisco Bay Area pursuant to Government Code Sections 66500 et seq.; and

WHEREAS, MTC is the designated Metropolitan Planning Organization (MPO) for the nine-county Bay Area and is required to prepare and endorse a Transportation Improvement Program (TIP) which includes a list of priorities for transit capital projects; and

WHEREAS, MTC is the designated recipient of the Federal Transit Administration (FTA) Section 5307 Urbanized Area, Section 5309 Fixed Guideway Modernization, Section 5337 State of Good Repair, and Section 5339 Bus and Bus Facilities funds for the large urbanized areas of San Francisco-Oakland, San Jose, Concord, Antioch, and Santa Rosa, and has been authorized by the California Department of Transportation (Caltrans) to select projects and recommend funding allocations subject to state approval for the FTA Section 5307 and Section 5339 small urbanized area funds of Vallejo, Fairfield, Vacaville, Napa, Livermore, Gilroy-Morgan Hill, and Petaluma in MTC's Federal Transportation Improvement Program; and

WHEREAS, MTC has worked cooperatively with the cities, counties and transit operators and with Caltrans in the region to establish priorities for the transit capital projects to be included in the TIP; and


WHEREAS, the process and criteria used in the selection and ranking of such projects are set forth in MTC Resolution No. 4072; and

WHEREAS, the projects to be included in the TIP are set forth in the detailed project listings in Attachment A, which are incorporated herein as though set forth at length; now, therefore, be it

RESOLVED, that the Executive Director or designee is authorized to revise Attachment A as necessary to reflect the programming of projects as the projects are revised in the TIP; and be it further

RESOLVED, that the Executive Director of MTC is authorized and directed to forward a copy of this resolution to FTA, and such agencies as may be appropriate.

METROPOLITAN TRANSPORTATION COMMISSION



Adrienne J. Tissier, Chair

The above resolution was entered into by the Metropolitan Transportation Commission at a regular meeting of the Commission held in Oakland, California on January 23, 2013.

FY 2012-13 Transit Capital Priorities / Transit Capital Rehabilitation Program						
TIP ID	Operator	Project Description	FTA Section 5307	FTA Section 5309 FG	FTA Section 5337	FTA Section 5339
<b>Actual Apportionments</b>			<b>206,676,575</b>	<b>0</b>	<b>167,541,738</b>	<b>12,658,679</b>
<b>Previous Year Carryover</b>			<b>36,464,600</b>	<b>1,683,596</b>	<b>0</b>	<b>0</b>
<b>Funds Available for Programming</b>			<b>243,141,175</b>	<b>1,683,596</b>	<b>167,541,738</b>	<b>12,658,679</b>
<b>Lifeline Set-Aside (JARC Projects)</b>						
TBD	TBD	Reserved for projects included in the Lifeline Transportation Program Cycle 3 (MTC Resolution No. 4053, Revised).	3,456,429			
<b>ADA Operating Set-Aside</b>						
ALA990076	AC Transit	ADA Set-aside	3,933,205			
ALA050042	ACE	Preventive Maintenance	503,096			
BRT99T01B	BART	ADA Paratransit Capital Accessibility Improve	2,962,267			
SM-050040	Caltrain	ADA Set-aside	79,363			
REG090051	Caltrain	Revenue Vehicle Rehab Program	868,379			
CC-99T001	CCCTA	ADA Set-aside	667,479			
CC-030035	ECCTA	ADA Set-aside	522,888			
MRN090033	GGBHTD	ADA Set-aside	445,751			
ALA990077	LAVTA	ADA Set-aside	302,768			
MRN110047	Marin Transit	ADA Set-aside	668,627			
NAP030004	Napa VINE	ADA Set-aside	29,557			
SM-990026	SamTrans	ADA Set-aside	992,293			
SF-990022	SFMTA	ADA Set-aside	3,732,102			
SOL110025	SolTrans	ADA Set-aside	665,421			
SCL050046	VTA	ADA Set-aside	3,124,039			
CC-990045	WestCat	ADA Set-aside	107,889			
<b>Prior-Year Commitments - Projects Deferred from FY2011-12</b>						
REG090067	WETA	Ferry Fixed Guideway Connectors - Main Street Terminal	1,000,000			
<b>Total Program Set-asides and Commitments</b>			<b>24,061,553</b>	<b>0</b>	<b>0</b>	<b>0</b>
<b>Funds Available for Capital Programming</b>			<b>219,079,622</b>	<b>1,683,596</b>	<b>167,541,738</b>	<b>12,658,679</b>
<b>Capital Projects</b>						
ALA010034	AC Transit	CAD/AVL	5,000,000			
ALA010034	AC Transit	Radio communication system	5,000,000			
ALA990052	AC Transit	Paratransit Van Leasing	1,433,386			
ALA110116	AC Transit	(51) Diesel Particulate Filters for 30' Buses	795,225			
REG110044	ACE	Positive Train Control (PTC)	1,664,400			
BRT030004	BART	Train Control			13,000,000	
BRT030005	BART	Traction Power			23,834,173	
BRT97100B	BART	Rail, Way, and Structures Program		726,392	4,371,463	
ALA090065	BART	Fare Collection Equipment			3,135,886	
REG050020	BART	BART Car Exchange Preventive Maintenance	11,753,191		60,246,809	
REG090037	BART	Railcar Replacement			500,000	
ALA110090	BART	Enterprise Asset Management System	2,000,000			
SM-010054	Caltrain	San Mateo Bridges Replacement			8,766,563	
SM-050041	Caltrain	Caltrain: Signal/Communication Rehab. & Upgrades			1,153,437	
SM-110076	Caltrain	Caltrain TVM Replacement			980,000	
REG110030	Caltrain	Positive Train Control/Electrification - RESERVED			0	
CC-110095	CCCTA	CCCTA: Replace 7 30' Buses	1,999,441			840,438
CC-110096	CCCTA	CCCTA: Replace 6 22' Paratransit Vans	401,592			
CC-110097	CCCTA	CCCTA: Replace 4 Paratransit Minivans	180,236			
CC-110098	CCCTA	Purchase and Install 40 Electric Cooling Fans	200,000			
CC-070092	ECCTA	Replace Ten, 2001 40' Gilligs	4,774,603			
CC-070092	ECCTA	Replace Two, 2007 Chevrolet Minivans				
CC-070092	ECCTA	Replace One, 2003 DR Cutaway/Van	89,787			
CC-070092	ECCTA	Replace One, 2006 DR Cutaway/Van	66,932			
CC-030037	ECCTA	Preventive Maintenance	266,647			
SOL010006	Fairfield	Fairfield Operating Assistance	2,378,311			
MRN110045	GGBHTD	Replace 7 - 40' Diesel Buses	3,008,005			
ALA030030	LAVTA	Preventative Maintenance	1,399,366			
MRN110043	Marin Transit	Replace 7 Local Buses	4,057,707			
NAP970010	Napa Vine	Napa Vine: Operating Assistance	1,776,524			
NAP090008	Napa Vine	Equipment Replacement & Upgrades	46,814			170,991
SON110051	Petaluma	Replace 2 Paratransit Cutaways FY13	9,360			124,504

Date: January 23, 2013  
W.I.: 1512  
Referred by: PAC  
Revised: 02/27/13-C 04/24/13-C  
05/22/13-C 09/25/13-C  
02/26/14-C 04/23/14-C  
05/28/14-C 12/17/14-C  
01/27/16-C 09/28/16-C

Attachment A  
Resolution No. 4084  
Page 2 of 5

FY 2012-13 Transit Capital Priorities / Transit Capital Rehabilitation Program						
TIP ID	Operator	Project Description	FTA Section 5307	FTA Section 5309 FG	FTA Section 5337	FTA Section 5339
<b>Capital Projects, continued</b>						
SM-110062	Samtrans	Replacement of 1998 Gillig Buses	17,397,271			
SM-110070	Samtrans	Replacement of 14 2009 Minivans	619,597			
SM-030023	Samtrans	Preventive Maintenance	6,896,630			
SON090023	Santa Rosa	Santa Rosa CityBus: Operating Assistance	1,678,872			
SON090024	Santa Rosa	Santa Rosa CityBus: Preventative Maintenance	1,281,664			
SON030012	Santa Rosa	Santa Rosa CityBus: Transit Enhancements	31,093			
SON070020	Santa Rosa	Diesel-Electric Hybrid Fixed-Route Replacement Bus				231,591
SF-090043	SFMTA	45 40' NABI Replacement	7,419,719			6,690,972
SF-090035	SFMTA	35 22' Paratransit vans	4,163,725			
SF-110050	SFMTA	58 40' Neoplan Bus Replacement	15,815,991			
SF-110051	SFMTA	26 60' Neoplan Bus Replacement	16,742,037			
SF-070045	SFMTA	60 60' New Flyer Trolley Bus Replacement	0			
SF-990003	SFMTA	ITS Radio System Replacement	5,000,000			
SF-95037B	SFMTA	Muni Rail Replacement			26,992,086	
SF-970073	SFMTA	Cable Car Renovation Program			960,000	
SF-990003	SFMTA	Global Positioning System			2,600,000	
SOL110040	Soltrans	Operating Assistance	1,100,000			
SOL090033	Soltrans	Maintenance Facility	1,750,000			
SOL090034	Soltrans	Bus Purchase	416,835			
SOL110038	Soltrans	Technology Enhancements				
SON030005	Sonoma County	SCT Preventive Maintenance Program	986,845			
SON050021	Sonoma County	SCT Bus Stop Enhancements	10,364			
SON110049	Sonoma County	Replacement of One CNG 40-Foot Orion Bus				
SOL110042	Vacaville	Additional FR Buses	1,205,486			0
SOL010007	Vacaville	Operating Assistance	985,000			
SCL990046	VTA	VTA: Preventive Maintenance	32,541,169		2,601,175	
SCL050045	VTA	VTA: ADA Bus Stop Improvements	350,749			
SCL050002	VTA	VTA: Rail Replacement Program		957,204	705,379	
SCL050001	VTA	VTA: Standard and Small Bus Replacement				2,743,276
CC-110092	WestCat	Replacement of 8 (1988) 40' transit buses.	3,502,672			
SF-110053	WETA	Replacement Vessel	14,800,000			
REG090057	WETA	Ferry Major Component Rehabilitation - Solano	1,600,000			
REG090057	WETA	Ferry Major Component Rehabilitation - Vallejo	960,000			
REG090055	WETA	Ferry Propulsion System Replacement - Peralta	4,208,000			
REG090067	WETA	Ferry Fixed Guideway Connectors - Main Street Terminal	224,000			
		<b>Total Capital Projects</b>	<b>189,989,246</b>	<b>1,683,596</b>	<b>149,846,971</b>	<b>10,801,772</b>
		<b>Total Programmed</b>	<b>214,050,799</b>	<b>1,683,596</b>	<b>149,846,971</b>	<b>10,801,772</b>
		<b>Fund Balance</b>	<b>29,090,376</b>	<b>0</b>	<b>17,694,767</b>	<b>1,856,907</b>

FY 2013-14 Transit Capital Priorities / Transit Capital Rehabilitation Program						
TIP ID	Operator	Project Description	FTA Section 5307	FTA Section 5337	FTA Section 5339	
			<b>Actual Apportionments</b>	<b>208,984,999</b>	<b>170,320,038</b>	<b>13,072,341</b>
			<b>Previous Year Carryover</b>	<b>29,090,376</b>	<b>17,694,767</b>	<b>1,856,907</b>
			<b>Funds Available for Programming</b>	<b>238,075,375</b>	<b>188,014,805</b>	<b>14,929,248</b>
<b>Lifeline Set-Aside (JARC Projects)</b>						
To be programmed	To be programmed	Reserved for projects included in the Lifeline Transportation Program Cycle 3 (MTC Resolution No. 4053, Revised) and Cycle 4.	2,889,856			
<b>ADA Operating Set-Aside</b>						
ALA990076	AC Transit	ADA Set-aside	3,987,520			
ALA050042	ACE	Preventive Maintenance	510,043			
BRT99T01B	BART	ADA Paratransit Capital Accessibility Improve	3,003,174			
SM-050040	Caltrain	ADA Set-aside	0			
REG090051	Caltrain	Revenue Vehicle Rehab Program	960,667			
CC-99T001	CCCTA	ADA Set-aside	676,696			
CC-030035	ECCTA	ADA Set-aside	530,109			
MRN090033	GGBHTD	ADA Set-aside	451,907			
ALA990077	LAVTA	ADA Set-aside	306,948			
MRN110047	Marin Transit	ADA Set-aside	677,860			
NAP030004	Napa VINE	ADA Set-aside	23,847			
SM-990026	SamTrans	ADA Set-aside	1,005,996			
SF-990022	SFMTA	ADA Set-aside	3,783,639			
SOL110025	SolTrans	ADA Set-aside	590,647			
SCL050046	VTA	ADA Set-aside	3,166,259			
CC-990045	WestCat	ADA Set-aside	109,379			
<b>Vehicle Procurement Reserve</b>						
New	Caltrain	Railcar Replacement - RESERVED		24,323,719		
			<b>Total Program Set-asides and Commitments</b>	<b>22,674,547</b>	<b>24,323,719</b>	<b>0</b>
			<b>Funds Available for Capital Programming</b>	<b>215,400,828</b>	<b>163,691,086</b>	<b>14,929,248</b>
<b>Capital Projects</b>						
ALA990052	AC Transit	Paratransit Van Leasing	1,433,386			
ALA110117	AC Transit	Replace (28) 2000 40' Urban buses	10,200,964			
ALA110118	AC Transit	Replace (40) 2002 40' Urban buses	14,572,805			
ALA130002	AC Transit	Replace (27) 2003 60' articulated buses	22,303,145			
ALA110106	AC Transit	Farebox Replacement	2,000,000			
ALA010034	AC Transit	Facilities Upgrade	746,788			
REG110044	ACE	Positive Train Control (PTC)	1,664,400			
BRT030004	BART	Train Control		6,902,020		
BRT030005	BART	Traction Power		13,000,000		
BRT97100B	BART	Rail, Way, and Structures Program		9,665,674		
ALA090065	BART	Fare Collection Equipment		6,067,914		
REG050020	BART	BART Car Exchange Preventive Maintenance	7,267,896	66,900,255		
REG090037	BART	Railcar Replacement		500,000		
SM-050005	BART	Preventive Maintenance		9,432,306		
SM-010054	Caltrain	San Mateo Bridges Replacement		2,841,018		
SM-03006B	Caltrain	Caltrain: Systemwide Track Rehab & Related Struct.		7,471,982		
CC-110100	CCCTA	Replace 18 40' Heavy Duty Diesel Over the Road Buses	8,334,023		863,162	
CC-110099	CCCTA	CCCTA: Replace 15 40' Heavy Duty Diesel Transit Buses	6,578,760			
CC-070092	ECCTA	Replace Ten, 2001 40' Gilligs	4,960,618		893,992	
CC-070092	ECCTA	Replace Four, 2010 Dodge Minivans	183,572			
CC-030037	ECCTA	Preventive Maintenance	64,251			
CC-070092	ECCTA	Replace Two, 2007 Chevrolet Minivans	90,118			
SOL010006	Fairfield	Fairfield Operating Assistance	2,422,394			
SOL110044	Fairfield	Intercity Bus Engine Replacements	0			
SOL110041	Fairfield	Bus Replacement			564,485	
MRN110046	GGBHTD	Replace 14 - 45' OTR Coaches	7,709,590			
ALA030030	LAVTA	Preventative Maintenance	196,984			
MRN110044	Marin Transit	13 Paratransit Vehicles	891,338			
MRN110042	Marin Transit	4 Local Buses	2,235,772			
NAP970010	Napa Vine	Napa Vine: Operating Assistance	1,432,231			
NAP090008	Napa Vine	Equipment Replacement & Upgrades	48,035		174,228	
SON110052	Petaluma	Replace 2 Paratransit Cutaways FY14	10,657		126,859	

Date: January 23, 2013  
W.I.: 1512  
Referred by: PAC  
Revised: 02/27/13-C  
04/24/13-C  
05/22/13-C  
09/25/13-C  
02/26/14-C  
04/23/14-C  
05/28/14-C  
12/17/14-C  
01/27/16-C  
09/28/16-C

Attachment A  
Resolution No. 4084  
Page 4 of 5

FY 2013-14 Transit Capital Priorities / Transit Capital Rehabilitation Program					
TIP ID	Operator	Project Description	FTA Section 5307	FTA Section 5337	FTA Section 5339
<b>Capital Projects, continued</b>					
SM-110053	SamTrans	Advanced Communication System Upgrades	2,653,250		
SM-110069	SamTrans	Replacement of 19 2007 Cutaway Buses	1,837,710		
SON090023	Santa Rosa	Santa Rosa CityBus: Operating Assistance	1,701,083		
SON090024	Santa Rosa	Santa Rosa CityBus: Preventative Maintenance	672,263		
SON030012	Santa Rosa	Santa Rosa CityBus: Transit Enhancements	24,768		
SON070020	Santa Rosa	Diesel-Electric Hybrid Fixed-Route Replacement Bus			277,289
New	SFMTA	30 60' Motor Coaches	30,500,000		
New	SFMTA	Farebox Replacement	1,120,000		
SF-110050	SFMTA	50 40' Neoplan Bus Replacement	5,855,020		6,908,739
SF-110051	SFMTA	26 60' Neoplan Bus Replacement	4,116,619		
SF-110050	SFMTA	8 40' Neoplan Bus Replacement	4,643,523		
SF-070045	SFMTA	60 60' New Flyer Trolley Bus Replacement		12,677,488	
New	SFMTA	42 40' Neoplan Bus Replacement	5,000,000		
New	SFMTA	49 60' Neoplan Bus Replacement	8,365,234		
SF-95037B	SFMTA	Muni Rail Replacement		4,092,086	
SF-970073	SFMTA	Cable Car Renovation Program		960,000	
SF-990003	SFMTA	Global Positioning System		4,000,000	
SOL110040	SolTrans	Operating Assistance	5,706,408		
SOL090034	SolTrans	Bus Purchase	975,000		767,581
SOL070032	SolTrans	Preventive Maintenance	599,674		
New	Sonoma County	CNG Bus Replacement	410,123		
SON030005	Sonoma County	SCT Preventive Maintenance Program	1,308,507		
SON050021	Sonoma County	SCT Bus Stop Enhancements	17,935		
SON110049	Sonoma County	Replacement of One CNG 40-Foot Orion Bus			432,386
ALA110114	Union City	Replacement of Two (2) Transit Buses	953,135		
SOL010007	Vacaville	Operating Assistance	985,000		
New	Vacaville	Paratransit Bus Purchase 3 40' ARBOC Low-Floor Gasoline			394,072
SCL990046	VTA	VTA: Preventive Maintenance	32,874,210	2,072,309	
SCL050045	VTA	VTA: ADA Bus Stop Improvements	361,097		
SCL050049	VTA	VTA: Rail Substation Rehab/ Replacement		4,560,000	
SCL090044	VTA	VTA: TP OCS Rehab and Replacement			
SCL050002	VTA	VTA: Rail Replacement Program		5,556,034	
SCL050001	VTA	VTA: Standard and Small Bus Replacement			3,185,141
CC-110093	WestCat	Replacement of 2 35' suburban diesel transit bus	735,324		
CC-110094	WestCat	Replacement of 2 35' suburban diesel transit bus	223,954		
REG090054	WETA	Ferry Channel Dredging		1,600,000	
REG090057	WETA	Ferry Major Component Replacement			
REG090067	WETA	Ferry Fixed Guideway Connectors			
SF-110053	WETA	Replacement Vessel	749,345	5,392,000	
<b>Total Capital Projects</b>			<b>207,736,909</b>	<b>163,691,086</b>	<b>14,587,934</b>
<b>Total Programmed</b>			<b>230,411,456</b>	<b>188,014,805</b>	<b>14,587,934</b>
<b>Fund Balance</b>			<b>7,663,919</b>	<b>0</b>	<b>341,314</b>

Date: January 23, 2013

W.I.: 1512

Referred by: PAC

Revised: 02/27/13-C

04/24/13-C

05/22/13-C

04/23/14-C

12/17/14-C

1/27/16-C

09/28/16-C

Attachment A

Resolution No. 4084

Page 5 of 5

**FY2012-13 - FY2013-14 Transit Capital Priorities / Transit Capital Rehabilitation Program Notes**

1. Apportionment projections are based on MAP-21 authorizations and FY13 partial-year apportionments released by FTA. The program will be reconciled to the final apportionments for each year after they are released by FTA.
2. Operators in the Fairfield, Napa, Petaluma, Santa Rosa and Vacaville Urbanized Areas did not wish to participate in the ADA operating set-aside programming element at the time the current ADA set-aside formula was developed. Future revisions to the ADA set-aside formula may include operators in these urbanized areas.
3. \$400,000 of FY2013-14 Section 5307 programmed to Fairfield & Suisun Transit for intercity bus engine replacements based on the intercity bus replacement strategy agreed to by the operators may be reprogrammed to another FAST project if review of the draft Solano County Short Range Transit Plan demonstrates that the engine replacements can be funded with other sources while providing sufficient funding for other capital and operating needs.
4. Caltrain deferred \$1,706,500 of its FY13 fixed guideway cap to FY14. \$413,000 of Caltrain's FY14 fixed guideway cap funds are reserved for the Positive Train Control/Electrification project pending discussions with HSR Early Investment Strategy MOU partner agencies and a final request that aligns with the MOU. Proposed FY15 program includes \$11.1 million FY13 and FY14 funds for bridge replacement projects as requested by Caltrain - previously reserved for electrification. \$4M of the \$11.1M was programmed to SFMTA's GPS project in FY14 in exchange for \$4M of SFCTA Prop K funds for Caltrain's Quint St. Bridge project. On January 27, 2016 this resolution was revised to program \$413,000, previously reserved for Caltrain's Positive Train Control/Electrification project, to Caltrain's Systemwide Track Rehab & Related Structures.
5. \$24,323,719 for Caltrain's Railcar Replacement project will be held in a Vehicle Procurement Reserve pending development of the project schedule, and will be programmed in a future amendment.
6. ECCTA exercised the Capital Exchange element of the TCP policy by deferring replacement of two 1998 40' diesel buses to FY22 in exchange for \$266,647 for Preventive Maintenance in FY13, and by deferring replacement of two 2001 Trolley Replicas to FY25 in exchange for \$55,042 in Preventive Maintenance in FY14.
7. GGBHTD deferred \$22,074,000 of fixed guideway cap funds from FY11, FY12, FY13 and FY14 to FY15. These funds will have priority for programming in FY15 as a prior-year commitment.
8. LAVTA exercised the Capital Exchange element of the TCP policy by deferring replacement of nine 2006 22' cutaways to FY20 in exchange for \$1,157,841 for Preventive Maintenance in FY13. LAVTA also deferred replacement of five 2000 40' hybrid buses to FY15 in exchange for \$241,525 in Preventive Maintenance in FY13, and deferred replacement of eight 2002 40' hybrid buses to FY15 in exchange for \$196,984 in Preventive Maintenance in FY14.
9. Programming for Santa Rosa CityBus and Sonoma County Transit in FY14 is based on a renegotiated agreement to share apportionments in the Santa Rosa urbanized area between the two agencies.
10. SFMTA deferred \$5,000,000 of its FY13 fixed guideway cap to FY15 in exchange for advancing funding for two bus replacement projects from FY14 to FY13.
11. VTA deferred \$1,138,534 of its fixed guideway cap from FY13 to FY14.
12. WestCAT deferred \$849,920 for replacement of two buses from FY13 to FY15 in exchange for advancing funding for two different bus replacements from FY15 to FY14.
13. WETA deferred \$5,392,000 of its FY14 fixed guideway cap funds to FY15 in exchange for advancing funding for a ferry vessel replacement from FY16 to FY14.
14. SamTrans deferred \$20,000,000 of FY14 5307 for articulated bus replacement to FY15 in exchange for \$2,653,250 for Advanced Communication System Upgrades in FY14
15. The balance of the regional share of AC Transit's Replace (27) 2003 60' articulated buses project (\$3,567,594), SFMTA's 42 40' Neoplan Bus Replacement project (\$19,378,498) and SFMTA's 49 60' Neoplan Bus Replacement project (\$20,000,000 annual cap) will have priority for funding in FY2014-15 as prior-year commitments.

Date: December 17, 2014  
W.I.: 1512  
Referred By: PAC  
Revised: 01/28/15-C 03/25/15-C  
05/27/15-C 07/22/15-C  
09/23/15-C 10/28/15-C  
01/27/16-C 04/27/16-C  
09/28/16-C

ABSTRACT

Resolution No. 4162, Revised

This resolution approves the FY2014-15 Transit Capital Priorities preliminary program of projects for inclusion in the Transportation Improvement Program (TIP). The program includes projects funded with FTA Section 5307 Urbanized Area, Section 5337 State of Good Repair, and Section 5339 Bus and Bus Facilities. In addition, Surface Transportation Program Cycle 2 Transit Capital Rehabilitation funds are being programmed in MTC Resolution No. 4035, Revised, and AB 664 Bridge Toll revenues are programmed in MTC Resolution No. 4163 for FY2014-15 Transit Capital Priorities projects.

This Resolution includes the following attachment:

Attachment A – FY2014-15 Program of Projects

This resolution was revised on January 28, 2015 to reprogram \$24.8 million from SFMTA's fixed guideway rehabilitation projects towards SFMTA's light rail vehicles (LRV) purchase.

This resolution was revised on March 25, 2015 to program \$10.5 million in San Jose urbanized area 5337 funds, previously held in a vehicle procurement reserve for Caltrain's Railcar Replacement project, to VTA for preventive maintenance.

This resolution was revised on May 27, 2015 to make minor programming changes requested by the operators, which are consistent with the TCP policy.

This resolution was revised on July 22, 2015 to make minor programming changes, to transfer funds between SolTrans' projects, which are consistent with the TCP policy.

This resolution was revised on September 23, 2015 to reprogram \$24.7 million from SFMTA's LRV purchase (previously programmed on January 28, 2015 to serve as a back-stop for the



## ABSTRACT

MTC Resolution No. 4162, Revised

Page 2

receipt of Cap and Trade funds), back to the fixed guideway rehabilitation projects they were originally programmed to.

This resolution was revised on October 28, 2015 to make minor revisions to the Transit Capital Priorities program for FY2014-15 to reconcile the program to final FTA Apportionments.

This resolution was revised on January 27, 2016 to re-program \$10,770,994 previously reserved for Caltrain's Positive Train Control/Electrification project to Caltrain's Systemwide Track Rehab and Related Structures and Signal/Communication Rehab and Upgrades projects.

This resolution was revised on April 27, 2016 to make minor revisions, including transfers of funding between projects and reductions in programming to reflect changes in project scope. The changes have been highlighted under Attachment A to this resolution.

This resolution was revised on September 28, 2016 to re-program funds to and from various BART projects by their request, consistent with TCP Process and Criteria.

Further discussion of the Transit Capital Priorities program of projects is contained in the Programming and Allocations Committee summary sheet dated December 10, 2014, January 14, 2015, March 11, 2015, May 13, 2015, July 8, 2015, September 9, 2015, October 14, 2015, January 13, 2016, April 13, 2016 and September 14, 2016.

Date: December 17, 2014  
W.I.: 1512  
Referred By: PAC

RE: San Francisco Bay Area Regional Transit Capital Priorities

METROPOLITAN TRANSPORTATION COMMISSION  
RESOLUTION NO. 4162

WHEREAS, the Metropolitan Transportation Commission (MTC) is the regional transportation planning agency for the San Francisco Bay Area pursuant to Government Code Sections 66500 et seq.; and

WHEREAS, MTC is the designated Metropolitan Planning Organization (MPO) for the nine-county Bay Area and is required to prepare and endorse a Transportation Improvement Program (TIP) which includes a list of priorities for transit capital projects; and

WHEREAS, MTC is the designated recipient of the Federal Transit Administration (FTA) Section 5307 Urbanized Area, Section 5337 State of Good Repair, and Section 5339 Bus and Bus Facilities funds for the large urbanized areas of San Francisco-Oakland, San Jose, Concord, Antioch, and Santa Rosa, and has been authorized by the California Department of Transportation (Caltrans) to select projects and recommend funding allocations subject to state approval for the FTA Section 5307 and Section 5339 small urbanized area funds of Vallejo, Fairfield, Vacaville, Napa, Livermore, Gilroy-Morgan Hill, and Petaluma in MTC's Federal Transportation Improvement Program; and

WHEREAS, MTC has worked cooperatively with the cities, counties and transit operators and with Caltrans in the region to establish priorities for the transit capital projects to be included in the TIP; and


WHEREAS, the process and criteria used in the selection and ranking of such projects are set forth in MTC Resolution No. 4140; and

WHEREAS, the projects to be included in the TIP are set forth in the detailed project listings in Attachment A, which are incorporated herein as though set forth at length; now, therefore, be it

RESOLVED, that the Executive Director or designee is authorized to revise Attachment A as necessary to reflect the programming of projects as the projects are revised in the TIP; and be it further

RESOLVED, that the Executive Director of MTC is authorized and directed to forward a copy of this resolution to FTA, and such agencies as may be appropriate.

METROPOLITAN TRANSPORTATION COMMISSION

  
\_\_\_\_\_  
Amy Rein Worth, Chair

The above resolution was entered into by the Metropolitan Transportation Commission at a regular meeting of the Commission held in Oakland, California on December 17, 2014.

FY 2014-15 Transit Capital Priorities / Transit Capital Rehabilitation Program						
TIP ID	Operator	Project Description	FTA Section 5307	FTA Section 5337	FTA Section 5339	
			<b>Actual Apportionments</b>	<b>208,447,779</b>	<b>171,411,774</b>	<b>13,021,534</b>
			<b>Previous Year Carryover</b>	<b>7,663,919</b>	<b>0</b>	<b>695,353</b>
			<b>Funds Available for Programming</b>	<b>216,111,698</b>	<b>171,411,774</b>	<b>13,716,887</b>
<b>Lifeline Set-Aside (JARC Projects)</b>						
To be programmed	To be programmed	Reserved for future programming in Lifeline Transportation Program Cycle 4.	2,889,856			
<b>ADA Operating Set-Aside</b>						
ALA990076	AC Transit	ADA Set-aside	3,913,691			
ALA050042	ACE	Preventive Maintenance	8,836			
BRT99T01B	BART	ADA Paratransit Capital Accessibility Improve	2,563,197			
REG090051	Caltrain	Revenue Vehicle Rehab Program	163,267			
CC-99T001	CCCTA	ADA Set-aside	1,178,716			
CC-030035	ECCTA	ADA Set-aside	523,153			
MRN130015	GGBHTD	Transit System Enhancements	307,963			
ALA990077	LAVTA	ADA Set-aside	335,328			
MRN110047	Marin Transit	ADA Set-aside	461,944			
NAP030004	Napa VINE	ADA Set-aside	38,496			
SON150007	Petaluma Transit	ADA Set-aside	82,649			
SM-990026	SamTrans	ADA Set-aside	1,112,576			
SM-070049	SamTrans	Facility/Equipment Rehab/Replacement	416,000			
SM-150008	SamTrans	Replacement of Non-Revenue Vehicles	319,200			
SF-990022	SFMTA	ADA Set-aside	3,990,682			
SOL110025	SolTrans	ADA Set-aside	302,177			
SON030005	Sonoma City Transit	Preventive Maintenance	28,888			
New	Union City Transit	ADA Set-aside	0			
SCL050046	VTA	ADA Set-aside	3,645,530			
CC-990045	WestCat	ADA Set-aside	243,804			
REG090057	WETA	Ferry Major Component Rehab/Replacement	5,133			
			<b>Total Program Set-asides and Commitments</b>	<b>22,531,086</b>	<b>0</b>	<b>0</b>
			<b>Funds Available for Capital Programming</b>	<b>193,580,612</b>	<b>171,411,774</b>	<b>13,716,887</b>
<b>Capital Projects</b>						
ALA010034	AC Transit	Replace CAD/AVL/Radio System	8,567,594			
ALA150018	AC Transit	Replace (25) 40ft Urban Buses - Hybrids	9,940,433			
ALA150018	AC Transit	Replace (40) 40ft Urban Buses - Diesels	13,953,720			
ALA150013	AC Transit	Purchase (15) 40ft Expansion Urban Buses - Diesels	5,232,645			
ALA990052	AC Transit	ADA Paratransit Van Replacement	1,363,034			
REG110044	ACE	Positive Train Control		1,240,810		
REG050020	BART	BART Car Exchange Preventive Maintenance	1,345,875	51,469,449		
BRT030004	BART	Train Control		11,000,000		
BRT030005	BART	Traction Power		4,000,000		
BRT97100B	BART	Rail, Way, and Structures Program		14,875,097		
ALA090065	BART	Fare Collection Equipment		4,679,456		
REG090037	BART	Railcar Replacement		500,000		
SM-050005	BART	Preventive Maintenance		1,320,544		
SF-010028	Caltrain	Railcar Replacement		5,234,766		
SM-03006B	Caltrain	Systemwide Track Rehab and Related Structures		10,210,994		
SM-050041	Caltrain	Signal/Communication Rehab & Upgrades		560,000		
CC-150006	CCCTA	Replace (18) 30' Buses	5,995,811		852,829	
CC-150007	CCCTA	Replace (13) 35' Buses	5,106,140			
CC-150008	CCCTA	Replace (3) Paratransit Vans	295,200			
REG090045	Clipper	Golden Gate Bus - Fare Collection Equipment Replacement	918,823			
REG090045	Clipper	AC Transit - Fare Collection Equipment Replacement	4,000,957			
REG090045	Clipper	MTC - Fare Collection Back Office Equipment Replacement		2,315,228		
REG090045	Clipper	SFMTA - Fare Collection Equipment Replacement		2,538,052		
REG090045	Clipper	Golden Gate Ferry - Fare Collection Equipment Replacement		195,958		
REG090045	Clipper	Golden Gate Bus - Fare Collection Equipment Replacement		1,228,907		
CC-070092	ECCTA	Replace (5), 45' diesel, over the road coaches	2,038,393		450,307	
CC-070092	ECCTA	Replace (20) Ford four year gas cutaway/vans	1,410,400			
CC-070092	ECCTA	Replace (30) MDTs for paratransit fleet	360,000			
SOL010006	Fairfield	Fairfield Operating Assistance	2,417,873			
SOL110041	Fairfield	(2) 40' Transit Hybrid Buses			284,891	
MRN990017	GGBHTD	Ferry Channel and Berth Dredging		4,200,000		
MRN150015	GGBHTD	Replacement of Ferry Propulsion Systems		500,000		
MRN150014	GGBHTD	Ferry Major Components Rehab		500,000		
MRN030010	GGBHTD	Fixed Guideway Connectors		4,000,000		

FY 2014-15 Transit Capital Priorities / Transit Capital Rehabilitation Program					
TIP ID	Operator	Project Description	FTA Section 5307	FTA Section 5337	FTA Section 5339
<b>Capital Projects, continued</b>					
ALA150017	LAVTA	Replace (5) 2000 40' Diesel Vehicles with 5 40' Hybrids	2,594,228		513,572
ALA150015	LAVTA	Replace (4) 2002- Over the Road Diesel vehicles with 4 40' Hybrids	2,486,240		
ALA150014	LAVTA	Replace (4) 2002- Low Floor Diesel vehicles with 4 40' Hybrids	2,345,200		
ALA150016	LAVTA	Replace (7) 2003- Diesel vehicles with 7 40' Hybrids	4,139,360		
MRN150001	Marin Transit	Replace (9) ADA Paratransit Vehicles	634,680		
MRN150002	Marin Transit	Replace (3) Stage Coach Vehicles	364,080		
MRN150003	Marin Transit	Install fareboxes on Marin County Paratransit Vehicles	76,260		
MRN150003	Marin Transit	Install fareboxes on Marin County Dial-A-Ride Vehicles	22,960		
MRN150003	Marin Transit	Replace Marin Transit Fixed Route Fareboxes	34,440		
MRN150001	Marin Transit	Replace Paratransit Radios	49,200		
MRN150001	Marin Transit	Replace Paratransit MDTs	29,520		
NAP090008	Napa Vine	Equipment Replacement & Upgrades			174,228
NAP970010	Napa Vine	Napa Vine: Operating Assistance	1,477,490		
SON150004	Petaluma	(1) 40' Diesel Electric Replacement Standard Bus	494,701		126,859
SON090030	Petaluma	AVL/CAD Communications System	352,302		
SON150005	Petaluma	Purchase new Bus Radios	1,476		
SM-150005	Samtrans	Replacement of (60) 2003 Gillig Buses	20,000,000		
SM-110068	Samtrans	Replacement of (55) NABI articulated buses	20,000,000		
SON150008	Santa Rosa	Replace 40' New Flyer buses with new 40' Diesel Buses	154,203		273,017
SON150008	Santa Rosa	Equip new fixed route fleet buses with farebox	24,000		
SON150008	Santa Rosa	Equip new fixed route fleet buses with radio systems	60,000		
SON030012	Santa Rosa	Security improvements for access at bus stops	43,724		
SON090023	Santa Rosa	Santa Rosa CityBus: Operating Assistance	1,645,512		
SON090024	Santa Rosa	Santa Rosa CityBus: Preventative Maintenance	408,030		
SON030012	Santa Rosa	Santa Rosa CityBus: Transit Enhancements	24,379		
SF-150004	SFMTA	Station-Area Pedestrian and Bicycle Access Improvements	500,000		
SF-95037B	SFMTA	Muni Rail Replacement		6,316,972	
SF-030013	SFMTA	Wayside Fare Collection		1,000,000	
SF-970170	SFMTA	Overhead Line Rehabilitation		10,481,371	
SF-050024	SFMTA	Wayside/Central Train Control & Trolley Signal Systems Rehabilitation		5,000,000	
SF-99T002	SFMTA	Cable Car Infrastructure		1,000,000	
SF-970073	SFMTA	Cable Car Renovation Program		960,000	
SF-150005	SFMTA	Replacement of (67) 40' Motor Coaches	5,625,263		6,874,737
SF-150006	SFMTA	Replacement of (98) 60' Motor Coaches	20,000,000		
SOL110040	Soltrans	Operating Assistance	5,584,630		
SOL090033	Soltrans	Maintenance Facility			387,398
SON030005	Sonoma County	SCT Preventive Maintenance Program	1,248,007		
SON110049	Sonoma County	Replacement of (1) CNG 40-Foot Heavy-Duty Bus in SCT's Fixed-Route Fleet	442,294		197,701
SON050021	Sonoma County	Installation of Passenger Shelters and Other Amenities at Various SCT Bus Stops	17,654		
ALA130033	Union City	Union City: Replacement of Two (2) Transit Buses	588,728		
SOL010007	Vacaville	Operating Assistance	985,000		
SCL050045	VTA	ADA Bus Stop Improvements	358,222		
SCL050001	VTA	(61) 40' Hybrid Bus Procurement	30,683,245		3,187,275
SCL990046	VTA	Preventive Maintenance	1,845,840	10,625,493	
SCL050002	VTA	Rail Replacement Program		943,088	
SCL110104	VTA	Light Rail Track Crossovers and Switches		2,179,440	
SCL150011	VTA	North First Street Corridor Light Rail Speed Improvements		400,000	
SCL150005	VTA	Train to Wayside Communication System Upgrade		200,000	
SCL150007	VTA	Upgrade Ohlone/Chynoweth Interlocking		960,000	
SCL150008	VTA	Track Intrusion Abatement		1,600,000	
SCL150009	VTA	LR Signal Shop Modification		396,000	
SCL150010	VTA	Upgrade LR Ring #1 Communications Equipment		1,760,000	
SCL150006	VTA	Back-up Power Devices for Elevated Station		320,000	
CC-150001	WestCat	Replacement of (10) Cut Away Vans	984,000		
CC-150004	WestCat	Replacement of (1) 40 Ft Revenue Vehicle	427,220		
CC-150005	WestCat	Replacement of (1) 40 Ft Revenue Vehicle	497,740		
CC-150002	WestCat	Purchase of (10) Radio systems for (10) Cut Away Van's	8,000		
CC-150003	WestCat	Purchase of (2) Fast Fare Electronic Fareboxes	28,498		
CC-030025	WestCat	Preventive Maintenance	232,200		
REG090057	WETA	Ferry Major Component Rehab/Replacement		3,496,000	
REG090055	WETA	Ferry Propulsion System Replacement		2,288,000	
REG090067	WETA	Fixed Guideway Connectors		376,000	
<b>Total Capital Projects</b>			<b>190,465,424</b>	<b>170,871,625</b>	<b>13,322,814</b>
<b>Total Programmed</b>			<b>212,996,510</b>	<b>170,871,625</b>	<b>13,322,814</b>
<b>Fund Balance</b>			<b>3,115,188</b>	<b>540,149</b>	<b>394,073</b>

Date: 12/17/2014

W.I.: 1512

Referred by: PAC

Revised: 01/28/15-C

03/25/15-C

05/27/15-C

07/22/15-C

09/23/15-C

01/27/16-C

04/27/16-C

09/28/16-C

Attachment A

Resolution No. 4162

Page 3 of 3

**FY2014-15 Transit Capital Priorities / Transit Capital Rehabilitation Program Notes**

1.	Apportionment projections are based on 0% escalation relative to FY14 apportionments provided by the current extension of MAP-21. The program will be reconciled to the final apportionments after they are released by FTA.
2.	Operators in the Fairfield, Napa, Santa Rosa and Vacaville Urbanized Areas did not wish to participate in the ADA operating set-aside programming element at the time the current ADA set-aside formula was developed. Future revisions to the ADA set-aside formula may include operators in these urbanized areas.
3.	Programming for Santa Rosa CityBus and Sonoma County Transit in FY15 is based on a renegotiated agreement to share apportionments in the Santa Rosa urbanized area between the two agencies.
4.	AC Transit: \$5M provisionally programmed for CAD-AVL System project pending discussions with AC Transit and ACTC on funding plan for CCCGP projects that were to be funded with Cap & Trade and local funds in CCCGP funding plan.
5.	ACE: \$146,190 of FY15 FG cap deferred by formula based on grant balances to FY17.
6.	BART: \$13,194,931 of FY15 FG cap deferred by formula based on grant balances to FY18.
7.	Caltrain: \$1,835,506 of FG cap deferred by formula based on grant balances to FY17.
8.	Caltrain: Reserved \$10.7 million FG cap for Electrification consistent with HSR/CalMod MOU, pending potential revision of Electrification funding plan. On January 27, 2016, this resolution was revised to program this \$10.7 million reserved for Caltrain's Positive Train Control/Electrification project, to Caltrain's Systemwide Track Rehab & Related Structures and Signal/Communication Rehabilitation and Upgrades projects.
9.	<p>Caltrain/VTA:</p> <p>On December 17, 2014, the Commission directed staff to withhold programming these funds into the TIP. Staff is directed to return in two months with an update on the schedule and funding plan for Caltrain's railcars and Electrification project that reflects additional work by MTC and the Joint Powers Board member agencies, and to confirm the programming approach for the \$10.5 million for the railcar vehicles.</p> <p>On March 25, 2015, the Commission programmed the \$10,469,721 that were held in a Vehicle Procurement Reserve for Caltrain's Railcar Replacement project, to VTA for Preventive Maintenance with the following conditions:</p> <ol style="list-style-type: none"><li>1. VTA's agreement that one-third of Caltrain's Transit Capital Priorities (TCP) programming needs, including: a) electric vehicle procurement needs over the life of the railcar project, b) fixed guideway caps, and c) ADA operating set-asides, will be programmed from San Jose and Gilroy-Morgan Hill urbanized area (UA) funds. The VTA share of the railcars may be higher than one-third in certain years to help resolve shortfalls in the San Francisco – Oakland UA, but will be equal to one-third of total project costs. MTC shall strive to balance local shares within 10 years. The total regional-funded cost is currently estimated at \$365 million.</li><li>2. VTA's agreement that it will use non-TCP sources for their capital needs that are not covered by TCP funds, or reduce its use of TCP funds for preventive maintenance so that VTA's capital needs are covered with TCP funds, for the duration of Caltrain's Railcar Replacement project.</li></ol>
10.	GGBHTD: Voluntarily deferred \$23,628,000 of fixed guideway cap funds from FY11 through FY15 to FY17. These funds will have priority for programming in FY17 as a prior-year commitment.
11.	SFMTA: Voluntarily deferred \$15,000,000 of its FY15 fixed guideway cap to FY18; also deferred their 21 40ft Trolley Coach procurement to FY15-16 in response to MTC's request for deferral of projects to reduce shortfall. An additional \$1,518,629 of SFMTA's FY15 FG Cap was deferred by formula based on grant balances to FY17.
12.	SFMTA: \$500k programmed to Station Bike and Pedestrian Improvements project in exchange for \$500k of SFMTA revenue bond funds for FG cap projects.
13.	WestCAT exercised the Capital Exchange element of the TCP policy by deferring replacement of six 2002 40' diesel vehicles until FY16-17. Total savings to the region equals \$464,600. WestCAT will utilize the option for using 50% (\$232,300) of these savings for a non Score 16 project, preventive maintenance.
14.	WETA: Voluntarily deferred \$3,424,000 of FG cap to FY17.
15.	SFMTA received \$41.2 million in TIRCP (Cap and Trade) funds in June 2015. The TCP funds (\$24.7 million), that were intended as a back-stop for the Cap and Trade funds, were therefore reprogrammed to the projects they were originally programmed to i.e. SFMTA's fixed guideway rehabilitation projects (see note 15 above). As a result of this, note 15 no longer applies and was therefore deleted.
16.	Union City Transit elected to defer \$128,318 of ADA Set-aside from FY15 to FY17. This amount will be treated as a Prior-Year Commitment in the FY17 program.