



Bay Area Metro Center  
375 Beale Street  
San Francisco, CA 94105

## Meeting Agenda

### Bay Area Toll Authority

*Sue Noack, Chair    Stephanie Moulton-Peters, Vice Chair*

---

Wednesday, May 27, 2026

9:55 AM

Board Room – 1st Floor

---

The Bay Area Toll Authority is scheduled to meet at 9:55 a.m. or immediately following the preceding meeting, whichever occurs later. This meeting shall consist of a simultaneous teleconference call at the following location(s): City Clerk's Conference Room, Mountain View City Hall, Third Floor, 500 Castro Street, Mountain View, CA 94041

Meeting attendees may opt to attend in person for public comment and observation at 375 Beale Street, Board Room (1st Floor). In-person attendees must adhere to posted public health protocols while in the building. The meeting webcast will be available at <https://mtc.ca.gov/whats-happening/meetings/live-webcasts>. Members of the public are encouraged to participate remotely via Zoom at the following link or phone number.

Members of the public participating by Zoom wishing to speak should use the "raise hand" feature or dial \*9. When called upon, unmute yourself or dial \*6. In order to get the full Zoom experience, please make sure your application is up to date.

Attendee Link: <https://bayareametro.zoom.us/j/86530213760>

iPhone One-Tap: US:

+16694449171,,86530213760# US or +16699006833,,86530213760# US (San Jose)

Join by Telephone (for higher quality, dial a number based on your current location) US:

888 788 0099 (Toll Free) or 877 853 5247 (Toll Free)

Webinar ID: 865 3021 3760

International numbers available: <https://bayareametro.zoom.us/j/86530213760>

Detailed instructions on participating via Zoom are available at:

<https://bayareametro.zoom.us/j/86530213760>

<https://mtc.ca.gov/how-provide-public-comment-board-meeting-zoom>

Members of the public may participate by phone or Zoom during the meeting. In order to be posted to the meeting's web page and circulated to committee members prior to the meeting, written comments must be sent by email at [info@bayareametro.gov](mailto:info@bayareametro.gov) by 5:00 p.m. two (2) business days before the scheduled meeting date. Please include the committee or board meeting name and agenda item number in the subject line.

All comments received will be submitted into the record.

**Roster**

Sue Noack (Chair), Stephanie Moulton-Peters (Vice Chair),  
Margaret Abe-Koga, Eddie Ahn, David Ambuehl\*, Candace Andersen,  
Marilyn Ezzy Ashcraft, Pat Burt, Noelia Corzo, Victoria Fleming,  
Dorene M. Giacomini\*+, Alicia John-Baptiste, Barbara Lee, Matt Mahan,  
Amber Manfree, Mitch Mashburn, Myrna Melgar, Nate Miley, Gina Papan,  
Belia Ramos, Libby Schaaf\*

\*Non-Voting Members

+Remote per Government Code s. 54953(c)

**1. Call to Order / Roll Call / Confirm Quorum**

*A quorum of the Authority shall be a majority of its voting members (10).*

**2. Chair's Report****3. Consent Calendar**

- 3a. [26-0617](#) Approval of the Authority Minutes of the April 22, 2026 Meeting.

**Action:** Authority Approval

**Attachments:** [3a\\_26-0617\\_April\\_22\\_2026\\_BATA\\_Draft\\_Meeting\\_Minutes.pdf](#)

**4. Authority Information**

- 4a. [26-0592](#) Draft Bay Area Toll Authority (BATA) Fiscal Year (FY) 2026-27 Operating and Capital Budget.

An informational presentation to the Authority of the Draft BATA Fiscal Year 2026-27 Operating and Capital Budget

**Action:** Information

**Presenter:** Derek Hansel

**Attachments:** [4a\\_26-0592\\_1\\_Summary\\_Sheet\\_Draft\\_FY2026-27\\_BATA\\_Budget.pdf](#)

[4a\\_26-0592\\_2\\_Attachments\\_A-H\\_Draft\\_FY2026-27\\_BATA\\_Budget.pdf](#)

[4a\\_26-0592\\_3\\_Draft\\_Presentation\\_FY2026-27\\_BATA\\_Budget.pdf](#)

**5. Public Comment / Other Business**

*Commissioners and members of the public participating by Zoom wishing to speak should use the "raise hand" feature or dial \*9. When called upon, unmute yourself or dial \*6.*

**6. Adjournment / Next Meetings:**

**The next regular meeting of the Bay Area Toll Authority is scheduled to be held at the Bay Area Metro Center, 375 Beale Street, San Francisco on June 24, 2026. Any changes to the schedule will be duly noticed to the public.**

**Public Comment:** The public is encouraged to comment on agenda items at Authority meetings by completing a request-to-speak card (available from staff) and passing it to the Authority secretary. Public comment may be limited by any of the procedures set forth in Section 3.09 of MTC's Procedures Manual (Resolution No. 1058, Revised) if, in the chair's judgment, it is necessary to maintain the orderly flow of business.

**Meeting Conduct:** If this meeting is willfully interrupted or disrupted by one or more persons rendering orderly conduct of the meeting unfeasible, the Chair may order the removal of individuals who are willfully disrupting the meeting. Such individuals may be arrested. If order cannot be restored by such removal, the members of the Authority may direct that the meeting room be cleared (except for representatives of the press or other news media not participating in the disturbance), and the session may continue.

**Record of Meeting:** Authority meetings are recorded. Copies of recordings are available at a nominal charge, or recordings may be listened to at MTC offices by appointment. Audiocasts are maintained on MTC's Web site ([mtc.ca.gov](http://mtc.ca.gov)) for public review for at least one year.

**Accessibility and Title VI:** MTC provides services/accommodations upon request to persons with disabilities and individuals who are limited-English proficient who wish to address Commission matters. For accommodations or translations assistance, please call 415.778.6757 or 415.778.6769 for TDD/TTY. We require three working days' notice to accommodate your request.

**可及性和法令第六章:** MTC 根據要求向希望來委員會討論有關事宜的殘疾人士及英語有限者提供服務/方便。需要便利設施或翻譯協助者，請致電 415.778.6757 或 415.778.6769 TDD / TTY。我們要求您在三個工作日前告知，以滿足您的要求。

**Acceso y el Título VI:** La MTC puede proveer asistencia/facilitar la comunicación a las personas discapacitadas y los individuos con conocimiento limitado del inglés quienes quieran dirigirse a la Comisión. Para solicitar asistencia, por favor llame al número 415.778.6757 o al 415.778.6769 para TDD/TTY. Requerimos que solicite asistencia con tres días hábiles de anticipación para poderle proveer asistencia.

---

Attachments are sent to Authority members, key staff and others as appropriate. Copies will be available at the meeting.



# Metropolitan Transportation Commission

## Legislation Text

375 Beale Street, Suite 800  
San Francisco, CA 94105

---

**File #:** 26-0617, **Version:** 1

---

**Subject:**

Approval of the Authority Minutes of the April 22, 2026 Meeting.

**Recommended Action:**

Authority Approval

**Attachments:** List any attachments.



Bay Area Metro Center  
375 Beale Street  
San Francisco, CA 94105

# Meeting Minutes

## Bay Area Toll Authority

*Sue Noack, Chair    Stephanie Moulton-Peters, Vice Chair*

Wednesday, April 22, 2026

9:40 AM

Board Room – 1st Floor

**Roster:**

**Sue Noack (Chair), Stephanie Moulton-Peters (Vice Chair),  
Margaret Abe-Koga, Eddie Ahn, David Ambuehl\*, Candace Andersen,  
Marilyn Ezzy Ashcraft, Pat Burt, Noelia Corzo, Victoria Fleming,  
Dorene M. Giacomini\*, Alicia John-Baptiste, Barbara Lee, Matt Mahan,  
Amber Manfree, Mitch Mashburn, Myrna Melgar, Nate Miley, Gina Papan,  
Belia Ramos, Libby Schaaf\***

**\*Non-Voting Members**

Chair Noack called the meeting to order at approximately 11:39 a.m.

### 1. Call to Order / Roll Call / Confirm Quorum

**Present:** 12 - Vice Chair Moulton-Peters, Commissioner Abe-Koga, Commissioner Ahn, Commissioner Ashcraft, Commissioner Burt, Commissioner Corzo, Commissioner Manfree, Commissioner Mashburn, Commissioner Melgar, Commissioner Miley, Commissioner Papan and Commissioner Ramos

**Absent:** 6 - Chair Noack, Commissioner Andersen, Commissioner Fleming, Commissioner John-Baptiste, Vice Chair Lee and Commissioner Mahan

Commissioner Burt participated remotely from the noticed location at Hudson Loft, 1200 S Hope St, Los Angeles, CA

Commissioner Manfree participated remotely invoking Government Code 54953.8.3(c)(3) due to an injury.

Non-Voting Commissioners Present: Commissioner Giacomini (participated remotely under Government Code s. 54953(c)) and Commissioner Schaaf

Non-Voting Commissioner Absent: Commissioner Ambuehl

### 2. Chair's Report

### 3. Consent Calendar

**Upon the motion by Commissioner Papan and seconded by Commissioner Ramos, the Authority unanimously approved the Consent Calendar by the following vote:**

**Aye:** 12 - Vice Chair Moulton-Peters, Commissioner Abe-Koga, Commissioner Ahn, Commissioner Ashcraft, Commissioner Burt, Commissioner Corzo, Commissioner Manfree, Commissioner Mashburn, Commissioner Melgar, Commissioner Miley, Commissioner Papan and Commissioner Ramos

**Absent:** 6 - Chair Noack, Commissioner Andersen, Commissioner Fleming, Commissioner John-Baptiste, Vice Chair Lee and Commissioner Mahan

3a. [26-0412](#) Approval of the Authority Minutes of the February 25, 2026 Meeting

**Action:** Authority Approval

**BATA Oversight Committee (Authority Consent)**

3b. [26-0472](#) BATA Resolution No. 131, Revised. Regional Measure 3 (RM3) Independent Oversight Committee Updates.

**Action:** Authority Approval

**Presenter:** Anne Meeple

**4. Authority Approval / Information**

4a. [26-0411](#) BATA Resolution No. 197. Authorizing Issuance of Additional Bonds and approving receipt of the Good Faith Estimate.

A request that the Authority adopt BATA Resolution No. 197, authorizing issuance of additional bonds and approving receipt of the Good Faith Estimate.

**Action:** Authority Approval

**Presenter:** Natalie Perkins

**Upon the motion by Commissioner Ashcraft and seconded by Commissioner Abe-Koga, the Authority unanimously approved BATA Resolution No. 197 and receipt of the Good Faith Estimate. The motion carried by the following vote:**

**Aye:** 12 - Vice Chair Moulton-Peters, Commissioner Abe-Koga, Commissioner Ahn, Commissioner Ashcraft, Commissioner Burt, Commissioner Corzo, Commissioner Manfree, Commissioner Mashburn, Commissioner Melgar, Commissioner Miley, Commissioner Papan and Commissioner Ramos

**Absent:** 6 - Chair Noack, Commissioner Andersen, Commissioner Fleming, Commissioner John-Baptiste, Vice Chair Lee and Commissioner Mahan

**5. Public Comment / Other Business**

**6. Adjournment / Next Meetings:**

**The next regular meeting of the Bay Area Toll Authority is scheduled to be held at the Bay Area Metro Center, 375 Beale Street, San Francisco on May 27, 2026. Any changes to the schedule will be duly noticed to the public.**



# Metropolitan Transportation Commission

## Legislation Text

375 Beale Street, Suite 800  
San Francisco, CA 94105

---

**File #:** 26-0592, **Version:** 1

---

**Subject:**

Draft Bay Area Toll Authority (BATA) Fiscal Year (FY) 2026-27 Operating and Capital Budget.

An informational presentation to the Authority of the Draft BATA Fiscal Year 2026-27 Operating and Capital Budget

**Presenter:**

Derek Hansel

**Recommended Action:**

Information

**Bay Area Toll Authority  
BATA**

May 27, 2026

Agenda Item 4a - 26-0592

**Bay Area Toll Authority (BATA)  
Draft Fiscal Year 2026-27 Operating and Capital Budget**

---

**Subject:**

An informational presentation of the Bay Area Toll Authority (BATA) Draft Fiscal Year (FY) 2026-27 Operating and Capital Budget.

**Background:**

BATA is responsible for collecting and administering toll revenues across the seven state-owned bridges in the Bay Area. These funds not only support the day-to-day operation, maintenance, and long-term rehabilitation of the bridges, but also help finance major improvements across the region's transportation network.

BATA invests toll dollars in a wide range of voter-approved programs, including Regional Measure 1 (RM1), Regional Measure 2 (RM2), and Regional Measure 3 (RM3), which fund highway and transit upgrades, seismic retrofitting of critical infrastructure, congestion-reduction initiatives, and other mobility enhancements that benefit travelers throughout the Bay Area.

In addition, BATA oversees FasTrak®, the region's electronic toll collection system used on toll bridges and Bay Area express lanes. While BATA manages toll revenue and FasTrak® operations, ownership, maintenance and rehabilitation of the state-owned bridges remain under the authority of Caltrans.

BATA Draft FY 2026–27 Operating and Capital Budget reflects a strong and growing revenue base, which supports the operation and maintenance of the bridge system, continued investment in preservation and rehabilitation of the bridge system, funding of other capital programs, and satisfaction of our debt obligations. The BATA draft operating budget presents a balanced financial plan for the year, with total operating revenues projected at \$1.26 billion, including \$1.05 billion from bridge toll collections. Planned operating expenditures covering maintenance, administrative functions, debt service, transfers, and one-time costs, total \$1.04 billion. This leaves an estimated \$217.0 million in operating surplus, which will be held in reserve to support

capital investments such as the \$4.45 billion Regional Measure 3 program and the \$2.3 billion 10-Year Toll Bridge Capital Improvement Plan (CIP).

**FY 2025-26 Operational Highlights:**

Key achievements and challenges from FY 2025-26 include:

- Implementation of the Board approved 2026 toll increase of 50 cents effective January 1, 2026.
- Continued modest growth in bridge traffic, with year-end estimate at approximately 100% of FY 2025-26 budget while remaining at 84% of pre-pandemic FY 2018-19 levels.
- Started construction to convert the Richmond–San Rafael Toll Plaza to Open Road Tolling (ORT), which will be the first of seven bridges to have toll plazas removed.
- Completed a license plate camera replacement project at all bridges, reducing the number of unreadable images by 23% to reduce toll evasion.

**FY 2026-27 Budget:**

The following are the key assumptions for the development of the FY 2026-27 budget:

- Traffic growth of 0.5% from current FY 2025-26 budget levels.
- Includes the January 1, 2026 toll increase of 50 cents for two-axle vehicles and per-axle for multi-axle vehicles. The second of the five-year plan of toll increases of 50 cents will be effective on January 1, 2027.
- On January 1, 2027, BATA is also implementing a toll differential for customers using license plate accounts or paying by invoice. The draft budget does not include any increase in revenue or decrease in expenses associated with this change, pending a better understanding of the behavior/financial results of this change.
- 3.2% cost of living adjustment (COLA) based on current consumer price index (CPI) projections. The actual cost of living adjustment (3.8%), based on figures released by the Bureau of Labor Statistics on May 12, 2026, will be reflected in the final proposed budgets presented on June 24, 2026.

- The budget applies a 46% benefit rate to salaries to allocate projected employer-paid employee benefits, including retirement, health insurance, transit subsidies, and other post-employment benefits.
- An 8% vacancy rate assumption is included, which is in alignment with ongoing staffing trends.
- A net interest yield of 3.3%.
- The Authority's tax-exempt variable rate debt average of 3.15%.

**Operating Revenue:**

Total bridge toll revenues for the FY 2026-27 budget are projected at \$1.05 billion, based on a modest 0.5% traffic increase, maintaining 90.3% paid traffic, and incorporating the January 2026 \$0.50 per axle toll increase. By March 2026, toll collections reached \$712.0 million, or 72.3% of the FY 2025-26 annual budget, as amended.

Violation revenues are projected at \$32.1 million, which exceeds the FY 2025-26 budget by 10.3%. It should be noted, however, that this increase due to increased traffic will be partially offset following the completion of DMV hold catch up activity from COVID-era backlogs.

The FY 2026-27 budget reflects a moderate softening in interest revenue assumptions to \$99.4 million. Reimbursement revenue for FasTrak® processing from other agencies is expected to increase by 18.9% to \$19.5 million. At the same time Build America Bond (BAB) subsidies are projected to decrease to \$52.49 million from the \$61.9 million budgeted in FY 2025-26 following the partial refunding of the 2010 S1 bonds, with refunding savings shown in debt service expense.

**Operating Expenses:**

Total operating expenses and transfers for the fiscal year are projected at \$1.04 billion, reflecting a 10.4% increase over the prior year. This growth is driven by higher toll-system operating costs, increased FasTrak® and customer service expenditures (including one-time Title 21 tag-swap activities), rising debt service obligations, and the reclassification of select Caltrans recurring bridge preservation costs from the rehabilitation program into operating activities.

Toll Bridge operating and maintenance costs rise primarily due to the shift of existing Caltrans work into the operating budget, adding \$14.1 million for BASE cameras, bridge inspections, and traffic-operations support. Caltrans A and B maintenance totals \$19.7 million, a 7.0% increase from the FY 2025-26 budget reflecting expanded electrical responsibilities and higher materials and contract pricing.

FasTrak® operating and maintenance costs are projected to rise, primarily due to Regional Customer Service Center (RCSC) costs that increase 9.0% to \$96.3 million, driven by higher processing volumes, and additional technical support. Merchant and banking fees continue to rise with increased credit-card usage, while DMV and collection fees decline as violation backlogs normalize. FasTrak® costs also budget a one-time allocation of \$13.5 million to cover Title 21 tag-swap expenses, ensuring compliance with the statewide retirement of the Title 21 protocol on January 1, 2027.

Staffing costs are projected to increase by 5.9% to \$20.9 million. This increase reflects a 3.2% salary adjustment and a net increase of 1.89 full time equivalent (FTE) allocated to BATA, partially offset by vacancy savings. Other operating costs decrease modestly due to consolidation of electronic toll collection marketing contracts and the transfer of the Bay Lights project to the rehabilitation program.

Debt service expenses are projected to grow by 11.2% to \$652.8 million, driven by issuance of new money bonds and interest-rate volatility. Transit operating assistance funded through RM2 and RM3 remains a major expenditure at 35% and 16% of corresponding toll revenues respectively, with RM2 transit support rising slightly to \$41.2 million and RM3 operating allocations increasing to \$61.3 million, including Express Bus carryover funding from prior year retained revenue.

Transfers rise modestly due to higher MTC administrative draws tied to revenue growth, while liability-reserve contributions remain at \$5.0 million. Transfers to MTC projects decline by \$1.1 million due to fewer technology support commitments, partially offset by increased contributions to the Enterprise Resource Planning (ERP) program.

After accounting for all operating costs, transfers, and one-time expenditures, the FY 2026-27 budget projects an operating surplus of approximately \$217.0 million. The budget proposes that this funding will be directed to capital programs supporting long-term bridge and transportation investments.

**Rehabilitation Program:**

The Toll Bridge Rehabilitation Program has been under BATA Oversight since 2007. Each year BATA works closely with Caltrans to develop the budget for the program. Over the past 19 years both Caltrans and BATA have administered nearly \$3.0 billion in bridge rehabilitation projects as follows:

Budget vs. Actual (in millions)

	<u>Life-to-date Budget Thru FY 2025-26</u>	<u>Actual Expenses Thru 03/31/26</u>	<u>Remaining Balance</u>
Caltrans	\$1,866.0	\$1,132.0	\$734.0
BATA	\$962.0	\$676.0	\$286.0
<b>Total</b>	<b>\$2,828.0</b>	<b>\$1,808.0</b>	<b>\$1,020.0</b>

Looking forward, BATA’s FY 2024-33 CIP provides a baseline for the FY 2026-27 budget request. The CIP, first adopted in February 2023 and amended by BATA in January 2025, outlines projects that BATA intends to fund and implement with Caltrans to preserve the bridges and BATA managed tolling infrastructure on a multi-year basis. As projects advance, a more precise schedule and cost estimate are developed, and some variance between the plan and the budget is expected. A new 10-year CIP for FY 2027-2036 will be proposed later this year, using the adopted FY 2026-27 budget as the starting point and incorporating analysis from the first edition of the Toll Bridge Asset Management Plan that was adopted by BATA in January 2026.

The draft FY 2026-27 BATA Rehabilitation program life-to-date budget totals \$2.959 billion. It includes \$130.0 million in additional funding for FY 2026-27, a decrease from the FY 2025-26 approved budget of \$643.0 million. This difference reflects a concentration of high-cost construction projects Caltrans advertised during the current fiscal year, including the Richmond–San Rafael Bridge Structural Steel Paint (Phase 3) project, the San Mateo–Hayward Bridge

Trestles Repair (Phase 2) project, and the San Francisco–Oakland Bay Bridge West Span Paint project. Future annual budgets, such as the proposed budget for FY 2026-27, are not expected to consistently reach the same level as observed in FY 2025-26.

Major components of the FY 2026-27 budget (in millions) are as follows:

	Draft Budget FY 2026-27
Bridge Preservation	\$63.0
Technology & Transport Support Elements	\$42.0
Routine Preservation	\$25.0
<b>Total</b>	<b>\$130.0</b>

As in past years, bridge preservation remains the largest component of the FY 2026-27 proposed rehabilitation budget, as Caltrans continues to advance rehabilitation projects through the project development process and prepare projects for construction. Two examples include the structural steel painting projects on the Carquinez and San Mateo-Hayward bridges.

The budget for navigational aid and fender rehabilitation projects continues to be prioritized to ensure existing systems that help reduce risk to toll bridges from vessel allisions remain in good condition. Additional budget needs are anticipated, and Staff may present an amendment once design and studies included in the FY 2026-27 draft rehabilitation budget for emergency warning systems and support contracts for development of risk reduction plans are completed. This work is prompted by the National Transportation Safety Board Marine Investigation Report MIR-25-10 *Safeguarding Bridges from Vessel Strikes: Need for Vulnerability Assessment and Risk Reduction Strategies* recommendations and industry peer review.

Caltrans and BATA staff collaborate throughout the year to ensure optimal capital outlay and timing of projects. As projects progress towards the construction phase, staff may request budget amendments as needed for awarding those contracts. The complete list of proposed FY 2026-27 Bridge Rehabilitation projects can be found in Attachments C-1 and C-2.

**Capital Programs:**

The budget advances several other strategic capital priorities. A new FasTrak® Capital Systems fund has been established with \$10.0 million reallocated from BATA Rehabilitation to support digital initiatives, tolling system enhancements, and related staff costs. Analysis of requirements necessary to support a new FasTrak Back-Office System is underway, and Staff may present a budget amendment in the second half of FY 2026-27 with additional details. In addition, the budget includes a \$3.0 million increase for the Cutting Boulevard Transit Priority Project within the Other Capital Projects program.

Other capital projects are underway in the following programs (in millions).

	FY 2025-26 Budget	Actual*	Balance
AB1171	\$570.0	\$544.0	\$26.0
RM2	\$1,589.0	\$1,559.0	\$30.0
RM3	\$4,450.0	\$914.0	\$3,536.0
Core Capacity Challenge	\$250.0	\$216.0	\$34.0
Other Capital Projects	\$10.0	\$0.7	\$9.3
<b>Total Other Capital Projects</b>	<b>\$6,869.0</b>	<b>\$3,233.7</b>	<b>\$3,635.3</b>

*\*As of March 2026*

The full lists of projects for these capital programs are included in Attachments B, D, E, F, and G.

**Operating and Capital Reserve:**

Staff is not proposing any changes to the designated reserves for Fiscal Year 2026-27.


Information on these designated reserves is included in Attachment H.

**Recommendations:**

This is for information only.

**Attachments:**

- Attachment A - Operating Budget FY 2026-27
- Attachment B - Capital Projects
- Attachment C-1 - Rehabilitation Program Budget
- Attachment C-2 - Rehabilitation Program Budget by Program
- Attachment D - Regional Measure 2 Regional Traffic Relief Program Capital Budget Summary
- Attachment E - AB 1171 Program Capital Budget Summary
- Attachment F - Regional Measure 3 Bay Area Traffic Relief Plan Capital Budget Summary
- Attachment G – FasTrak® Capital Systems
- Attachment H - Fund Reserve Designations (effective July 1, 2026)

  
Andrew B. Fremier



**ATTACHMENT A  
BAY AREA TOLL AUTHORITY  
OPERATING BUDGET FY 2026-27**

	Actual 3/31/2026	FY 2025-26 Amendment No. 1	FY 2026-27 Draft	Change \$ Increase/(Decrease)	Change % Increase/(Decrease)
<b>Operating Revenue</b>					
General Toll Revenue	\$712,030,375	\$ 984,626,902	\$ 1,051,108,520	\$ 66,481,618	6.8%
Violation & Other Revenue	35,504,017	30,935,235	34,058,982	3,123,747	10.1%
Interest Revenue	100,881,904	103,506,630	99,365,243	(4,141,387)	-4.0%
Reimbursement Revenue	11,296,819	16,400,000	19,500,000	3,100,000	18.9%
Rebate for Build America Bonds	46,269,324	61,937,407	52,488,279	(9,449,128)	-15.3%
<b>Total Operating Revenue</b>	<b>\$ 905,982,439</b>	<b>\$ 1,197,406,174</b>	<b>\$ 1,256,521,024</b>	<b>\$ 59,114,850</b>	<b>4.9%</b>
<b>Total Operating Expense</b>	<b>\$ 489,495,669</b>	<b>\$ 907,749,062</b>	<b>\$ 994,841,889</b>	<b>\$ 87,092,828</b>	<b>9.6%</b>
<b>Operating Surplus/(Deficit) before Transfer</b>	<b>\$ 416,486,769</b>	<b>\$ 289,657,112</b>	<b>\$ 261,679,134</b>	<b>\$ (27,977,978)</b>	<b>-9.7%</b>
Transfers Out and One-Time Expense	\$ 24,857,767	\$ 34,057,854	\$ 44,667,378	\$ 10,609,524	31.2%
Depreciation	\$0	\$0	\$0	\$0	0.0%
<b>Total Operating Surplus/(Deficit)</b>	<b>\$ 391,629,002</b>	<b>\$ 255,599,258</b>	<b>\$ 217,011,756</b>	<b>\$ (38,587,502)</b>	<b>-15.1%</b>
Transfer to Capital Programs	\$ 137,381,041	\$ 255,599,258	\$ 217,011,756	\$ (38,587,502)	-15.1%
Transfer to/(from) Reserves	\$ 254,247,961	\$ -	\$ -	\$ -	0.0%
Beginning Operating Fund Balance	\$1,198,425,000	\$1,198,425,000	\$1,198,425,000	\$0	0.0%
Ending Operating Fund Balance	\$1,452,672,961	\$1,198,425,000	\$1,198,425,000	\$0	0.0%

**REVENUE DETAIL  
FY 2026-27 BUDGET**

	Actual 3/31/2026	FY 2025-26 Amendment No. 1	FY 2026-27 Draft	Change \$ Increase/(Decrease)	Change % Increase/(Decrease)
<b>Operating Revenue</b>					
General Toll Revenue	\$ 385,523,918	\$ 538,671,101	\$ 604,758,887	\$ 66,087,786	12.3%
RM 2 Toll Revenues	80,340,696	108,228,094	108,314,978	86,884	0.1%
RM 3 Toll Revenues	246,165,761	337,727,706	338,034,654	306,948	0.1%
<b>General Toll Revenue (subtotal)</b>	<b>\$ 712,030,375</b>	<b>\$ 984,626,902</b>	<b>\$ 1,051,108,520</b>	<b>\$ 66,481,618</b>	<b>6.8%</b>
Violation	\$ 32,828,469	\$ 29,088,329	\$ 32,071,996	\$ 2,983,667	10.3%
Other	2,675,548	1,846,907	1,986,986	140,079	7.6%
<b>Violation and Other Revenue (subtotal)</b>	<b>\$ 35,504,017</b>	<b>\$ 30,935,235</b>	<b>\$ 34,058,982</b>	<b>\$ 3,123,747</b>	<b>10.1%</b>
General Interest Earnings	\$ 59,181,947	\$ 41,195,840	\$ 61,883,683	\$ 20,687,843	50.2%
RM2 Interest Earnings	4,832,032	4,368,730	4,330,506	(38,224)	-0.9%
RM3 Interest Earnings	36,867,925	57,942,060	33,151,054	(24,791,006)	-42.8%
<b>Interest Revenue (subtotal)</b>	<b>\$ 100,881,904</b>	<b>\$ 103,506,630</b>	<b>\$ 99,365,243</b>	<b>\$ (4,141,387)</b>	<b>-4.0%</b>
GGBHTD Fastrak	4,144,420	6,100,000	7,700,000	1,600,000	26.2%
ACTC	2,149,481	3,000,000	3,700,000	700,000	23.3%
VTA Express Lane	2,816,894	3,900,000	4,400,000	500,000	12.8%
SM Express Lane	2,186,024	3,400,000	3,700,000	300,000	8.8%
<b>Reimbursement Revenue (subtotal)</b>	<b>\$ 11,296,819</b>	<b>\$ 16,400,000</b>	<b>\$ 19,500,000</b>	<b>\$ 3,100,000</b>	<b>18.9%</b>
Rebate for Build America Bonds	\$ 46,269,324	\$ 61,937,407	\$ 52,488,279	\$ (9,449,128)	-15.3%
<b>Rebate for Build America Bonds (subtotal)</b>	<b>\$ 46,269,324</b>	<b>\$ 61,937,407</b>	<b>\$ 52,488,279</b>	<b>\$ (9,449,128)</b>	<b>-15.3%</b>
<b>Total Current Year Revenue</b>	<b>\$ 905,982,439</b>	<b>\$ 1,197,406,174</b>	<b>\$ 1,256,521,024</b>	<b>\$ 59,114,850</b>	<b>4.9%</b>

**EXPENSE DETAIL  
FY 2026-27 BUDGET**

	Actual 3/31/2026	FY 2025-26 Amendment No. 1	FY 2026-27 Draft	Change \$ Increase/(Decrease)	Change % Increase/(Decrease)
<b>Operating Expense</b>					
Caltrans Toll Bridge & Facility Maintenance (A&B)	\$ 10,190,442	\$ 18,442,000	\$ 19,732,000	\$ 1,290,000	7.0%
BATA Toll Bridge & Facility Maintenance	\$ -	-	14,063,000	14,063,000	0.0%
<b>Toll Bridge Operations and Maintenance (Subtotal)</b>	<b>\$ 10,190,442</b>	<b>\$ 18,442,000</b>	<b>\$ 33,795,000</b>	<b>\$ 15,353,000</b>	<b>83.3%</b>
RCSO Operations	\$ 42,745,298	\$ 88,323,817	\$ 96,275,838	\$ 7,952,021	9.0%
Banking/Credit Card Fees for ETC	15,802,958	24,843,000	27,215,000	2,372,000	9.5%
ATCAS Maintenance and IT Equipment	837,585	7,678,387	7,808,175	129,788	1.7%
Collections and DMV Expenses	9,481,527	14,838,469	13,048,000	(1,790,469)	-12.1%
<b>Fastrak Operations and Maintenance (Subtotal)</b>	<b>\$ 68,867,369</b>	<b>\$ 135,683,673</b>	<b>\$ 144,347,013</b>	<b>\$ 8,663,341</b>	<b>6.4%</b>
<b>Toll Bridge Operations and Maintenance Total</b>	<b>\$ 79,057,811</b>	<b>\$ 154,125,673</b>	<b>\$ 178,142,013</b>	<b>\$ 24,016,341</b>	<b>15.6%</b>
Salaries and Benefits	\$ 13,944,567	\$ 19,702,765	\$ 20,866,057	\$ 1,163,292	5.9%
Temporary Assistance	108,192	679,217	742,869	63,651	9.4%
Travel&Training/Printing/Memberships	93,585	406,524	440,206	33,682	8.3%
Other General Operating Expenses	1,611,434	1,822,695	1,917,083	94,388	5.2%
Financing & Banking Fees	6,669,559	11,078,725	11,341,335	262,610	2.4%
Audit/Legal/Other	634,175	2,171,092	1,344,775	(826,317)	-38.1%
Beale St Assessment	1,611,128	2,148,170	2,143,586	(4,584)	-0.2%
Business Insurance	686,883	800,298	846,376	46,078	5.8%
Misc. Toll Administration Operating Expenses	0	1,750,000	1,720,000	(30,000)	-1.7%
<b>Toll Bridge Administration (Subtotal)</b>	<b>\$ 25,359,523</b>	<b>\$ 40,559,486</b>	<b>\$ 41,362,287</b>	<b>\$ 802,801</b>	<b>2.0%</b>
ETC Marketing	\$1,542,223	\$4,214,000	\$3,400,000	(\$814,000)	-19.3%
Other Operating Contracts	557,461	2,991,207	2,319,000	(672,207)	-22.5%
<b>Consultant Contract/Other (Subtotal)</b>	<b>\$ 2,099,685</b>	<b>\$ 7,205,207</b>	<b>\$ 5,719,000</b>	<b>\$ (1,486,207)</b>	<b>-20.6%</b>
<b>Debt Service</b>	<b>\$ 330,294,634</b>	<b>\$ 587,008,134</b>	<b>\$ 652,777,145</b>	<b>\$ 65,769,011</b>	<b>11.2%</b>
RM2 Transit Operating	\$ 27,451,169	\$ 41,126,676	\$ 41,159,692	\$ 33,016	0.1%
RM2 Marketing	1,994,073	4,590,000	4,590,000	-	0.0%
RM2 Project Monitoring & Audit	32,709	267,500	173,500	(94,000)	-35.1%
Transbay Transit Terminal Maintenance	3,091,523	6,394,535	6,618,343	223,808	3.5%
BART for Inspector General Contract	906,335	2,100,000	2,100,000	0	0.0%
<b>RM2 Expenses (Subtotal)</b>	<b>\$ 33,475,809</b>	<b>\$ 54,478,711</b>	<b>\$ 54,641,535</b>	<b>\$ 162,824</b>	<b>0.3%</b>
RM3 Transit Operating	\$ 19,208,208	\$ 63,395,892	\$ 61,291,734	\$ (2,104,158)	-3.3%
RM3 Project Monitoring & Audit	0	975,959	908,175	(67,784)	-6.9%
<b>RM3 Expenses (Subtotal)</b>	<b>\$ 19,208,208</b>	<b>\$ 64,371,851</b>	<b>\$ 62,199,909</b>	<b>\$ (2,171,942)</b>	<b>-3.4%</b>
<b>Total Operating Expense</b>	<b>\$ 489,495,669</b>	<b>\$ 907,749,062</b>	<b>\$ 994,841,889</b>	<b>\$ 87,092,828</b>	<b>9.6%</b>
<b>Transfers and One-Time Expenses</b>					
1% Administration Draw	\$ 8,066,367	\$ 11,026,375	\$ 11,358,167	\$ 331,792	3.0%
Additional 1% Administration Draw	8,356,590	11,317,897	11,786,290	468,393	4.1%
Transfer to ABAG SFEP Overhead	290,223	291,522	428,123	136,601	46.9%
Transfer to MTC	1,528,950	2,141,760	997,988	(1,143,772)	-53.4%
Transfer to Liability Reserve	5,000,000	5,000,000	5,000,000	0	0.0%
<b>Transfers Out (Subtotal)</b>	<b>\$ 23,242,130</b>	<b>\$ 29,777,554</b>	<b>\$ 29,570,568</b>	<b>\$ (206,986)</b>	<b>-0.7%</b>
Title 21 - FasTrak Tags Swap	\$ 1,615,637	\$ 3,000,000	\$ 13,500,000	\$ 10,500,000	350.0%
Transfer to MTC for ERP Implementation	0	1,280,300	1,596,810	316,510	24.7%
<b>One-Time Expense (Subtotal)</b>	<b>\$ 1,615,637</b>	<b>\$ 4,280,300</b>	<b>\$ 15,096,810</b>	<b>\$ 10,816,510</b>	<b>252.7%</b>
<b>Total Transfers and One-Time Expense</b>	<b>\$ 24,857,767</b>	<b>\$ 34,057,854</b>	<b>\$ 44,667,378</b>	<b>\$ 10,609,524</b>	<b>31.2%</b>
<b>Total Expenses</b>	<b>\$ 514,353,436</b>	<b>\$ 941,806,916</b>	<b>\$ 1,039,509,268</b>	<b>\$ 97,702,352</b>	<b>10.4%</b>



**Attachment B**  
**Bay Area Toll Authority**  
**Capital Projects**

**BATA Transit Program**

Program #		Actuals thru March 31, 2026	FY 2025-26 Approved	FY 2026-27 Draft	FY 2026-27 Life-To-Date
6953	Core Capacity Challenge Program	\$ 215,917,383	\$ 250,000,000	-	\$ 250,000,000

**Other Capital Projects<sup>i</sup>**

Program #		Actuals thru March 31, 2026	FY 2025-26 Approved	FY 2026-27 Draft	FY 2026-27 Life-To-Date
8451	I-580 Richmond Parkway Interchange Operational Improvements	\$ 441,001	\$ 7,000,000	\$ -	\$ 7,000,000
8452	Cutting Blvd Transit Priority	266,731	3,000,000	3,000,000	6,000,000
		<b>\$ 707,732</b>	<b>\$ 10,000,000</b>	<b>\$ 3,000,000</b>	<b>\$ 13,000,000</b>

i - Other Capital Projects is a capital fund budget funded by Regional Measure 3 and other non-BATA Rehab funds.



**Attachment C-1  
Bay Area Toll Authority  
Rehabilitation Program Budget Details**

**NEW PROJECT**

<b>Toll Bridge Rehabilitation Program Summary</b>	<b>Funding Component</b>
	<b>Support</b>
	<b>Capital</b>
	<b>Total</b>

Line No.	Project No.	Agency	Project	Description	Funding Component
		Bridge	EA		
1	Completed	Caltrans	8030	Completed/Closed Rehab Projects	Support
		Var.	N/A		Capital
					Total
2	CTR 0001	Caltrans	6825	Construct New Toll Operations Building***	Support
		SFO	00297		Capital
					Total
3	CTR 0002	Caltrans	6814	RSR Maintenance Building***	Support
		RSR	00394		Capital
					Total
4	CTR 0003	Caltrans	6828	Upgrade Existing SCADA System	Support
		ALL	01090		Capital
					Total
5	CTR 0009	Caltrans	6825	Toll Plaza Median Landscaping***	Support
		SFO	01407		Capital
					Total
6	CTR 0010	Caltrans	6825	W4 Substation Upgrade, Foghorn Replacement, BASE	Support
		SFO	0120T		Capital
					Total
7	CTR 0012	Caltrans	6825	Replace Substation Equipment on WS***	Support
		SFO	04082		Capital
					Total
8	CTR 0013	Caltrans	6826	Resurface Orthotropic Deck Deck Rehabilitation & 12KV Cable for Entire Bridge***	Support
		SMH	04100		Capital
					Total
9	CTR 0014	Caltrans	6828	Northern Bridge Structural Improvements***	Support
		Var.	3G460		Capital
					Total
10	CTR 0015	Caltrans	6826	Replace Elec Cable Hangers & Upgrade 12kv System***	Support
		SMH	04224		Capital
					Total



**Attachment C-1  
Bay Area Toll Authority  
Rehabilitation Program Budget Details**

**NEW PROJECT**

<b>Toll Bridge Rehabilitation Program Summary</b>	<b>Funding Component</b>
	<b>Support</b>
	<b>Capital</b>
	<b>Total</b>

Line No.	Project No.	Agency	Project	Description	Funding Component
		Bridge	EA		
11	CTR 0016	Caltrans	6827	Expansion Joint Rehabilitation***	Support
		DUM	04225		Capital
					Total
12	CTR 0145	Caltrans	6825	SFOBB East Span YBITS 1	Support
		SFO	01205	YBI Resurfacing/BASE Replace Lighting w/ HPS Lighting System ***	Capital
					Total
13	CTR 0018	Caltrans	6813	Replace Pier 3 Fender Structure Support and Timber Fenders at Piers 2, 3, 4***	Support
		CAR	04907		Capital
					Total
14	CTR 0027	Caltrans	6825	Replace Lighting w/ HPS Lighting System (WB)***	Support
		SFO	1G250		Capital
					Total
15	CTR 0028	Caltrans	6825	Replace Lighting w/ HPS Lighting System (EB)***	Support
		SFO	1G260		Capital
					Total
16	CTR 0031	Caltrans	6825	SFOBB West Span Pathway	Support
		SFO	1G660		Capital
					Total
17	CTR 0032	Caltrans	6825	Eyebarr Monitoring System (ES)***	Support
		SFO	1G720		Capital
					Total
18	CTR 0147	Caltrans	6826	Replace Damaged Transformer and Substation***	Support
		SMH	2F000		Capital
					Total
19	CTR 0035	Caltrans	6828	ATCAS II Oversight***	Support
		ALL	2G420		Capital
					Total
20	CTR 0036	Caltrans	6826	Cracked Girder Repairs***	Support
		SMH	2G670		Capital
					Total



**Attachment C-1  
Bay Area Toll Authority  
Rehabilitation Program Budget Details**

**NEW PROJECT**

<b>Toll Bridge Rehabilitation Program Summary</b>	<b>Funding Component</b>
	Support
	Capital
<b>Total</b>	

Line No.	Project No.	Agency	Project	Description	Funding Component
		Bridge	EA		
21	CTR 0043	Caltrans	6828	Replace Foghorns/Radar Beacons PID***	Support
					Capital
		Var.	3G300		Total
22	CTR 0045	Caltrans	6825	Replace Seismic Dampeners (WS)	Support
					Capital
		SFO	3G442		Total



**Attachment C-1  
Bay Area Toll Authority  
Rehabilitation Program Budget Details**

**NEW PROJECT**

<b>Toll Bridge Rehabilitation Program Summary</b>	<b>Funding Component</b>
	<b>Support</b>
	<b>Capital</b>
	<b>Total</b>

Line No.	Project No.	Agency	Project	Description	Funding Component
		Bridge	EA		
23	CTR 0048	Caltrans	6825	West Span Super Structural (Floor Systems)	Support
		SFO	3G487		Capital
					Total
24	CTR 0049	Caltrans	6828	Replace travelers and Rails PIDS***	Support
		Var.	3G470		Capital
					Total
25	CTR 0051	Caltrans	6828	Caltrans PSR Planning Paint Bridge Structures PID ***	Support
		Var.	3G480		Capital
					Total
26	CTR 0052	Caltrans	6814	Bridge Paint (Lower Deck Only) Part 1***	Support
		RSR	3G484		Capital
					Total
27	CTR 0053	Caltrans	6826	Bridge Paint Part 1 ***	Support
		SMH	3G486		Capital
					Total
28	CTR 0055	Caltrans	6814	Structural Steel Painting (Lower Deck and Towers) 2nd Phase	Support
		RSR	3G474		Capital
					Total
29	CTR 0056	Caltrans	6825	Repair Timber Fender at W5***	Support
		SFO	4A860		Capital
					Total
30	CTR 0057	Caltrans	6825	Toll Plaza Renovation Oversight***	Support
		SFO	4G280		Capital
					Total
31	CTR 0058	Caltrans	6825	Toll Plaza Crash Cushion and Pump Station Oversight ***	Support
		SFO	4G290		Capital
					Total
32	CTR 0059	Caltrans	8629	OSM Rehab Planning***	Support
		ALL	91206		Capital
					Total



**Attachment C-1  
Bay Area Toll Authority  
Rehabilitation Program Budget Details**

**NEW PROJECT**

<b>Toll Bridge Rehabilitation Program Summary</b>	<b>Funding Component</b>
	<b>Support</b>
	<b>Capital</b>
	<b>Total</b>

Line No.	Project No.	Agency	Project	Description	Funding Component
		Bridge	EA		
33	CTR 0064	Caltrans	8033	Toll Plaza Rehab Projects***	Support
		ANT	97037		Capital
					Total
34	CTR 0065	Caltrans	8033	Toll Plaza Rehab Projects***	Support
		SFO	97047		Capital
					Total
35	CTR 0078	Caltrans	6812	Floor Beam Mitigation Phase 1 (Modification of stringer floor beams due to fatigue cracking) and Bearing Shear Bolts	Support
		BM	3G462		Capital
					Total
36	CTR 0088	Caltrans	6813	Anchorage Modification, Drainage Improvements, Polyester Concrete Overlay (1958) and Ped Replace Joint Seals (1958)***	Support
		CAR	3G403		Capital
					Total
37	CTR 0097	Caltrans	6828	Replace Fog Horns, Radar Beacons and Related Electrical Systems on Southern Bridges	Support
		Var.	3G305		Capital
					Total
38	CTR 0107	Caltrans	6814	Substations Upgrade (4 locations) upgrade from 4,160V to 15kV replace power cable 12kV	Support
		RSR	3G364		Capital
					Total
39	CTR 0110	Caltrans	6814	Upgrade radar beacons and connect it with SCADA for remote control	Support
		RSR	3X540		Capital
					Total
40	CTR 0111	Caltrans	6814	Replace and Upgrade Navigational Lights to LED and connect it with SCADA for remote monitoring	Support
		RSR	TBD		Capital
					Total
41	CTR 0119	Caltrans	6825	Fog Horns (West Spans)***	Support
		SFO	3G307		Capital
					Total
42	CTR 0120	Caltrans	6825	Main Cable Wrap Investigations Phase 1	Support
		SFO	3G444		Capital
					Total



**Attachment C-1  
Bay Area Toll Authority  
Rehabilitation Program Budget Details**

**NEW PROJECT**

<b>Toll Bridge Rehabilitation Program Summary</b>	<b>Funding Component</b>
	Support
	Capital
<b>Total</b>	

Line No.	Project No.	Agency	Project	Description	Funding Component
		Bridge	EA		
43	CTR 0121	Caltrans	6825	Traveler Replacements and Rail Upgrades	Support
					Capital
		SFO	3G477		Total
44	CTR 0126	Caltrans	6825	W1 to W7 Concrete Column Repair and Seal	Support
					Capital
		SFO	3G448		Total



**Attachment C-1  
Bay Area Toll Authority  
Rehabilitation Program Budget Details**

**NEW PROJECT**

<b>Toll Bridge Rehabilitation Program Summary</b>	<b>Funding Component</b>
	<b>Support</b>
	<b>Capital</b>
	<b>Total</b>

Line No.	Project No.	Agency	Project	Description	Funding Component
		Bridge	EA		
45	CTR 0129	Caltrans	6825	SFOBB - Replace Joint Seals (Upper & Lower Deck);	Support
				RSR - Replace Joint Seals (Upper Deck)	Capital
		SFO	3G457	and Resurfacing***	Total
46	CTR 0134	Caltrans	6825	Gateway Park Oversight	Support
				and Link (4H971) PAED	Capital
		SFO	4H970		Total
47	CTR 0147_A	Caltrans	6825	SFOBB Maintenance Complex	Support
				Maintenance Complex***	Capital
		SFO	01408		Total
48	CTR 0148	Caltrans	6825	SFOBB Maintenance Complex	Support
				Maintenance Warehouse	Capital
		SFO	01410	Phase 2***	Total
49	CTR 0151	Caltrans	6825	Replace Grating Shields and Access Ladders***	Support
					Capital
		SFO	3G443		Total
50	CTR 0152	Caltrans	6825	Toll Plaza Repaving***	Support
					Capital
		SFO	0120M		Total
51	CTR 0153	Caltrans	6825	Toll Plaza Repaving***	Support
					Capital
		SFO	1G310		Total
52	CTR 0154	Caltrans	6825	Various Structural PIDS***	Support
					Capital
		SFO	3G440		Total
53	CTR 0155	Caltrans	6828	Bridge Joint Seals***	Support
					Capital
		Var.	3G450		Total
54	CTR 0156	Caltrans	6828	Bridge Lighting***	Support
					Capital
		Var.	3G390		Total



**Attachment C-1  
Bay Area Toll Authority  
Rehabilitation Program Budget Details**

**NEW PROJECT**

<b>Toll Bridge Rehabilitation Program Summary</b>	<b>Funding Component</b>
	<b>Support</b>
	<b>Capital</b>
	<b>Total</b>

Line No.	Project No.	Agency	Project	Description	Funding Component
		Bridge	EA		
55	CTR 0157	Caltrans	6828	Bridge Overlays***	Support
		Var.	3G400		Capital
					Total
56	CTR 0158	Caltrans	6825	East Span BASE ***	Support
		SFO	0120F		Capital
					Total
57	CTR 0159	Caltrans	6825	West Span BASE***	Support
		SFO	2J870		Capital
					Total
58	CTR 0160	Caltrans	6825	Refill Seismic Dampeners***	Support
		SFO	4H180		Capital
					Total
59	CTR 0163	Caltrans	6825	Rebuild Damaged Fender System *** W6	Support
		SFO	3G447		Capital
					Total
60	CTR 0182	Caltrans	6828	PID - Water Line System Air Compressor, Airlines	Support
		Var.	3G478		Capital
					Total
61	CTR 0201	Caltrans	6814	Replace Expansion Joint at Pier 44E***	Support
		RSR	0J120		Capital
					Total
62	CTR 0202	Caltrans	6825	Install Air Gap Monitoring System***	Support
		SFO	0J870		Capital
					Total
63	CTR 0203	Caltrans	6828	Replace Various Navigational and Utility Equipment Supplemental PID***	Support
		Var.	3G360		Capital
					Total
64	CTR 0204	Caltrans	6828	Replace Fog Horns, Radar Beacons and Related Electrical Systems on Northern Bridges	Support
		Var.	3G301		Capital
					Total



**Attachment C-1  
Bay Area Toll Authority  
Rehabilitation Program Budget Details**

**NEW PROJECT**

<b>Toll Bridge Rehabilitation Program Summary</b>	<b>Funding Component</b>
	Support
	Capital
<b>Total</b>	

Line No.	Project No.	Agency	Project	Description	Funding Component
		Bridge	EA		
65	CTR 0206	Caltrans	6814	RSR Access – PPUL Oversight	Support
					Capital
		RSR	2J680		Total
66	CTR 0212	Caltrans	6828	Substation and Power Cable	Support
					Capital
		Var	3G368		Total



**Attachment C-1  
Bay Area Toll Authority  
Rehabilitation Program Budget Details**

**NEW PROJECT**

<b>Toll Bridge Rehabilitation Program Summary</b>		<b>Funding Component</b>
		<b>Support</b>
		<b>Capital</b>
		<b>Total</b>

Line No.	Project No.	Agency	Project	Description	Funding Component
		Bridge	EA		
67	CTR 0213	Caltrans	6825	CT Oversight of Bridge Yard (IERBYS Building Slab) ***	Support
		SFO	01412		Capital
					Total
68	CTR 0214	Caltrans	6825	CT Oversight of Bridge Yard (IERBYS Building Retrofit)***	Support
		SFO	01413		Capital
					Total
69	CTR 0215	Caltrans	6825	Replace transverse expansion joints *** West Span	Support
		SFO	2J190		Capital
					Total
70	CTR 0216	Caltrans	6813	Al Zampa (CARQ) Joint Repair ***	Support
		CAR	2J410		Capital
					Total
71	CTR 0217	Caltrans	6825	I-880 Overhead Signage and Delineation Upgrade Oversight***	Support
		SFO	2J400		Capital
					Total
72	CTR 0219	Caltrans	6825	Metering Lights Upgrade Oversight	Support
		SFO	0K220		Capital
					Total
73	CTR 0222	Caltrans	6825	SFOBB Maintenance Administration	Support
		SFO	TBD		Capital
					Total
74	CTR 0225	Caltrans	6814	RSR Access - Bike Ped Oversight	Support
		RSR	4J710		Capital
					Total
75	CTR 0226	Caltrans	8033	Roof Repairs at Sterling Substation Minor Rehab***	Support
		SFO	1K450		Capital
					Total
76	CTR 0227	Caltrans	8033	Roof Repairs at toll admin building (Toll Plaza) Minor Rehab***	Support
		SMH	1K470		Capital
					Total



**Attachment C-1  
Bay Area Toll Authority  
Rehabilitation Program Budget Details**

**NEW PROJECT**

<b>Toll Bridge Rehabilitation Program Summary</b>	<b>Funding Component</b>
	<b>Support</b>
	<b>Capital</b>
	<b>Total</b>

Line No.	Project No.	Agency	Project	Description	Funding Component
		Bridge	EA		
77	CTR 0228	Caltrans	8033	Bird abatement at Benicia Toll Plaza	Support
		BM	1K460	Minor Rehab***	Capital
					Total
78	CTR 0229	Caltrans	6825	Install Grease Caps and Repair Pre-stress Tendons	Support
		SFO	0K691	East Span Director's Order ***	Capital
					Total
79	CTR 0230	Caltrans	6812	Repair Seismic Joint - Pier 3	Support
		BM	3G482	Director's Order ***	Capital
					Total
80	CTR 0232	Caltrans	6825	YBI Tunnel Concrete Repair	Support
		SFO	2K960		Capital
					Total
81	CTR 0233	Caltrans	6825	Fender Repair	Support
		SFO	3G445	Director's Order ***	Capital
					Total
82	CTR 0234	Caltrans	6825	Repair SFOBB Seismic Dampers	Support
		SFO	2K560	Director's Order ***	Capital
					Total
83	CTR 0243	Caltrans	6825	Replace Fender System and Skirt Modifications	Support
		SFO	0W140		Capital
					Total
84	CTR 0244	Caltrans	6814	TBD Work on RSR lower deck, towers, columns, travelers	Support
		RSR	TBD		Capital
					Total
85	CTR 0245	Caltrans	6828	Install BASE radio links	Support
		Var.	0P560	Director's Order ***	Capital
					Total
86	CTR 0246	Caltrans	6825	East Span Skyway Polyester Concrete Overlay Repairs	Support
		SFO	0Q470	Director's Order ***	Capital
					Total



**Attachment C-1  
Bay Area Toll Authority  
Rehabilitation Program Budget Details**

**NEW PROJECT**

<b>Toll Bridge Rehabilitation Program Summary</b>	<b>Funding Component</b>
	Support
	Capital
<b>Total</b>	

Line No.	Project No.	Agency	Project	Description	Funding Component
		Bridge	EA		
87	CTR 0247	Caltrans	6825	East Span Replace Expansion Joint Panels	Support
				Director's Order ***	Capital
		SFO	1Q490		Total
88	CTR 0248	Caltrans	6812	Repair Water Line	Support
				Director's Order ***	Capital
		BM	1Q500		Total



**Attachment C-1  
Bay Area Toll Authority  
Rehabilitation Program Budget Details**

**NEW PROJECT**

<b>Toll Bridge Rehabilitation Program Summary</b>	<b>Funding Component</b>
	<b>Support</b>
	<b>Capital</b>
	<b>Total</b>

Line No.	Project No.	Agency	Project	Description	Funding Component
		Bridge	EA		
89	CTR 0249	Caltrans	6825	SFOBB Replace Seismic Joint Headers and Strip Seals (West Approach & Anchorage)	Support
		SFO	1Q360	Director's Order ***	Capital
					Total
90	CTR 0250	Caltrans	6825	SFOBB YBI tunnel Repair Fire Suppression System	Support
		SFO	1Q950	Director's Order ***	Capital
					Total
91	CTR 0251	Caltrans	8033	High Mast Arm Light (HMAL) repair and conversion to LED***	Support
		Var	2Q910		Capital
					Total
92	CTR 0252	Caltrans	8033	Toll Plaza Asphalt Paving and Polyester Overlay***	Support
		CAR	0P680		Capital
					Total
93	CTR 0253	Caltrans	8033	Toll Admin bldg.: Remove underground diesel storage tank (UST)	Support
		SMH	2Q930	***	Capital
					Total
94	CTR 0254	Caltrans	8033	Toll Paint Facility and Plaza – Replace Metals Doors And Other Upgrades***	Support
		Var	2Q920		Capital
					Total
95	CTR 0258	Caltrans	6811	Replace Fender System	Support
		ANT	TBD		Capital
					Total
96	CTR 0261	Caltrans	6826	Structural Steel Painting (Towers)	Support
		SMH	3G488		Capital
					Total
97	CTR 0262	Caltrans	6812	Repair Expansion Joint Assemblies ***	Support
		BM	2Q980		Capital
					Total
98	CTR 0263	Caltrans	6826	Concrete Repairs on SMHB Spandrel beam and bent caps	Support
		SMH	3G454		Capital
					Total



**Attachment C-1  
Bay Area Toll Authority  
Rehabilitation Program Budget Details**

**NEW PROJECT**

<b>Toll Bridge Rehabilitation Program Summary</b>	<b>Funding Component</b>
	<b>Support</b>
	<b>Capital</b>
	<b>Total</b>

Line No.	Project No.	Agency	Project	Description	Funding Component
		Bridge	EA		
99	CTR 0264	Caltrans	6825	SFOBB East Span Pier Retention-CMGC	Support
		SFO	01358		Capital
					Total
100	CTR 0265	Caltrans	6825	SFOBB WS Remove Truss Web Scaffolds ***	Support
		SFO	2Q360		Capital
					Total
101	CTR 0266	Caltrans	6825	Construct Maintenance Building and Parking Lot (MC3-Training Center) ***	Support
		SFO	01411		Capital
					Total
102	CTR 0267	Caltrans	6814	Reconstruct sliding plate joints upper deck - 31 joints***	Support
		RSR	3Q940		Capital
					Total
103	CTR 0268	Caltrans	6814	Richmond-San Rafael Bridge Truss Straightening Repair vehicle collision damage Director's Order	Support
		RSR	4Q340		Capital
					Total
104	CTR 0271	Caltrans	6825	Structural Steel Paint System, Truss Web North and South, spans 1-6	Support
		SFO	TBD		Capital
					Total
105	CTR 0272	Caltrans	6812	Replace 480V power cable, utility transformers and utility panels (Old Bridge)	Support
		BM	TBD		Capital
					Total
106	CTR 0273	Caltrans	6812	Repair 12KV Transfer Scheme and connect it with SCADA for remote control and monitoring	Support
		BM	TBD		Capital
					Total
107	CTR 0277	Caltrans	6827	Air Compressor, Pier 44- Replace	Support
		DUM	TBD		Capital
					Total
108	CTR 0278	Caltrans	6826	Replace Generators	Support
		SMH	TBD		Capital
					Total



**Attachment C-1  
Bay Area Toll Authority  
Rehabilitation Program Budget Details**

**NEW PROJECT**

<b>Toll Bridge Rehabilitation Program Summary</b>	<b>Funding Component</b>
	Support
	Capital
<b>Total</b>	

Line No.	Project No.	Agency	Project	Description	Funding Component
		Bridge	EA		
109	CTR 0279	Caltrans	8629	Replace Generators for Dum and RSR	Support
					Capital
		Var.	TBD		Total
110	CTR 0280	Caltrans	6827	Substations Upgrade	Support
					Capital
		DUM	TBD		Total



**Attachment C-1  
Bay Area Toll Authority  
Rehabilitation Program Budget Details**

**NEW PROJECT**

<b>Toll Bridge Rehabilitation Program Summary</b>	<b>Funding Component</b>
	<b>Support</b>
	<b>Capital</b>
	<b>Total</b>

Line No.	Project No.	Agency	Project	Description	Funding Component
		Bridge	EA		
111	CTR 0281	Caltrans	6826	Replace Power Cable (480V)	Support
		SMH	TBD		Capital
					Total
112	CTR 0282	Caltrans	6828	Existing Water Line System, Air compressor and Air lines North Bridges	Support
		Var.	TBD		Capital
					Total
113	CTR 0286	Caltrans	6825	Replace Joint Seals (Upper & Lower Deck)	Support
		SFO	1Y720		Capital
					Total
114	CTR 0288	Caltrans	6825	Air Compressors at YBI Substation Director's Order ***	Support
		SFO	1AA40		Capital
					Total
115	CTR 0289	Caltrans	6826	Air Compressors at Bridge and Pier 1- Replace	Support
		SMH	TBD		Capital
					Total
116	CTR 0290	Caltrans	6825	Repair armored joint Assemblies on SFOBB Director's Order ***	Support
		SFO	1AA60		Capital
					Total
117	CTR 0291	Caltrans	8629	SMHB Toll Admin Building Repairs and Replace HVAC System at RSR Paint facility ***	Support
		Var	1AC70		Capital
					Total
118	CTR 0292	Caltrans	8629	Replace roof at RSR Paint facility ***	Support
		RSR	1AA20		Capital
					Total
119	CTR 0293	Caltrans	6825	Repair burned rest area facility at SFOBB in Oakland	Support
		SFO	1AC00		Capital
					Total
120	CTR 0294	Caltrans	6813	Repair burned electrical facilities at Carquinez Bridge Toll Plaza in Solano County	Support
		CAR	2AC50		Capital
					Total



**Attachment C-1  
Bay Area Toll Authority  
Rehabilitation Program Budget Details**

**NEW PROJECT**

<b>Toll Bridge Rehabilitation Program Summary</b>	<b>Funding Component</b>
	<b>Support</b>
	<b>Capital</b>
	<b>Total</b>

Line No.	Project No.	Agency	Project	Description	Funding Component
		Bridge	EA		
121	CTR 0295	Caltrans	6825	SFOBB environmental close out	Support
		SFO	01359		Capital
					Total
122	CTR 0296	Caltrans	6813	Repair burned toll facilities and vista point at Carquinez Bridge Toll Plaza in Solano County	Support
		CAR	2AC10		Capital
					Total
123	CTR 0297	Caltrans	6827	Pier 31 Dumbarton Seismic Joint	Support
		DUM	1W080		Capital
					Total
124	CTR 0298	Caltrans	6826	Replace Booster Pump & Fire Pump Controllers	Support
		SMH	TBD		Capital
					Total
125	CTR 0299	Caltrans	6825	Modify SAS Tower Elevator Landings	Support
		SFO	1W350		Capital
					Total
126	CTR 0300	Caltrans	6814	Repair Car Fire Damage on RSR	Support
		RSR	1W340		Capital
					Total
127	CTR 0301	Caltrans	6825	Repair Overlay and Joint	Support
		SFO	1W330		Capital
					Total
128	CTR 0302	Caltrans	6827	Dumbarton Bridge Operational Improvements Oversight	Support
		DUM	2Q280		Capital
					Total
129	CTR 0303	Caltrans	6825	SFOBB Repair Expansion Joint on lower deck span W2	Support
		SFO	1W670		Capital
					Total
130	CTR 0304	Caltrans	6825	SFOBB Rehabilitate Fire Protection System at YBI Tunnel	Support
		SFO	1W060		Capital
					Total



**Attachment C-1  
Bay Area Toll Authority  
Rehabilitation Program Budget Details**

**NEW PROJECT**

<b>Toll Bridge Rehabilitation Program Summary</b>	<b>Funding Component</b>
	Support
	Capital
<b>Total</b>	

Line No.	Project No.	Agency	Project	Description	Funding Component
		Bridge	EA		
131	CTR 0305	Caltrans	6825	SFOBB Replace Finger Joint Support Expansion Shoe Plates	Support
				District Director's Order ***	Capital
		SFO	1W720		Total
132	CTR 0306	Caltrans	6826	SMH Replace Fire Damaged Polyester Concrete Overlay	Support
				District Director's Order ***	Capital
		SMH	1W970		Total



**Attachment C-1  
Bay Area Toll Authority  
Rehabilitation Program Budget Details**

**NEW PROJECT**

<b>Toll Bridge Rehabilitation Program Summary</b>	<b>Funding Component</b>
	<b>Support</b>
	<b>Capital</b>
	<b>Total</b>

Line No.	Project No.	Agency	Project	Description	Funding Component
		Bridge	EA		
133	CTR 0307	Caltrans	6814	Richmond-San Rafael Bridge Gusset Plate Strengthening	Support
		RSR	2W120		Capital
					Total
134	CTR 0308	Caltrans	6825	Repair the fog warning system on the East Span	Support
		SFO	2W690		Capital
					Total
135	CTR 0309	Caltrans	6826	Trestle Repairs Ph 2	Support
		SMH	1Y690		Capital
					Total
136	CTR 0310	Caltrans	6825	Main Cable Wrap West Span (Ph 2)	Support
		SFO	TBD		Capital
					Total
137	CTR 0311	Caltrans	6814	Replace Existing Damper	Support
		RSR	TBD		Capital
					Total
138	CTR 0312	Caltrans	6814	Structural Steel Paint, Superstructure and Upper Towers- Rehab	Support
		RSR	TBD		Capital
					Total
139	CTR 0313	Caltrans	6814	I-580 Richmond-San Rafael Bridge Forward CT Oversight Open Road Tolling and HOV Lane	Support
		RSR	0W030		Capital
					Total
140	CTR 0314	Caltrans	6825	Repair fire damaged polyester concrete overlay and joint seal at the westbound upper deck	Support
		SFO	3W830		Capital
					Total
141	CTR 0315	Caltrans	6825	Interim repair of the SFOBB West Span fender system, Piers W3, W4, W5, and W6	Support
		SFO	4W010		Capital
					Total
142	CTR 0316	Caltrans	6814	Fire damage repair on Richmond-San Rafael bridge Director's Order	Support
		RSR	0Y530		Capital
					Total



**Attachment C-1  
Bay Area Toll Authority  
Rehabilitation Program Budget Details**

**NEW PROJECT**

<b>Toll Bridge Rehabilitation Program Summary</b>	<b>Funding Component</b>
	<b>Support</b>
	<b>Capital</b>
	<b>Total</b>

Line No.	Project No.	Agency	Project	Description	Funding Component
		Bridge	EA		
143	CTR 0317	Caltrans	6828	Caltrans Asset Management	Support
		ALL	92602		Capital
					Total
144	CTR 0318	Caltrans	6825	YBI Electrical Repairs for SFOBB systems Director's Order	Support
		SFO	4W950		Capital
					Total
145	CTR 0319	Caltrans	6812	Replace Joint Seals (1962) and Expansion Joints Repair, Reconstruct Seismic Joints (New Bridge), Bearing Repair, Approach Bent Cap Repair	Support
		BM	3G452		Capital
					Total
146	CTR 0320	Caltrans	6814	Structural Steel Painting (Tower) 3rd Phase	Support
		RSR	2Y220		Capital
					Total
147	CTR 0321	Caltrans	6813	Seismic Transmission Unit (STU) Replacement	Support
		CAR	1X190		Capital
					Total
148	CTR 0322	Caltrans	8033	Modify Existing Garage Fence and Repair Fire Proofing Material	Support
		BM	TBD		Capital
					Total
149	CTR 0323	Caltrans	6825	Armor Joint Reconstruction	Support
		SFOBB	1Y720		Capital
					Total
150	CTR 0324	Caltrans	6825	Structural Steel Paint (Towers)	Support
		SFOBB	3W490		Capital
					Total
151	CTR 0325	Caltrans	6813	AI Zampa (CARQ) Bridge Deck Rehabilitation	Support
		CAR	1Y700		Capital
					Total
152	CTR 0326	Caltrans	6828	ORT support for Northern bridges (ANT, BM, CARQ) Oversight	Support
		Var.	2W520		Capital
					Total



**Attachment C-1  
Bay Area Toll Authority  
Rehabilitation Program Budget Details**

**NEW PROJECT**

<b>Toll Bridge Rehabilitation Program Summary</b>	<b>Funding Component</b>
	Support
	Capital
<b>Total</b>	

Line No.	Project No.	Agency	Project	Description	Funding Component
		Bridge	EA		
153	CTR 0327	Caltrans	6828	ORT support for Southern bridges (SMH, DM) Oversight	Support
					Capital
		Var.	1Y890		Total
154	CTR 0328	Caltrans	6825	ORT support for SFOBB Oversight	Support
					Capital
		SFOBB	0Y450		Total



**Attachment C-1  
Bay Area Toll Authority  
Rehabilitation Program Budget Details**

**NEW PROJECT**

<b>Toll Bridge Rehabilitation Program Summary</b>	<b>Funding Component</b>
	<b>Support</b>
	<b>Capital</b>
	<b>Total</b>

Line No.	Project No.	Agency	Project	Description	Funding Component
		Bridge	EA		
155	CTR 0329	Caltrans	6813	CARQ Repair fire damaged conduit, paint, and deck overlay	Support
		CAR	2Y130	Director's Order	Capital
					Total
156	CTR 0330	Caltrans	6828	USGS Monitoring Station	Support
		Var.	TBD		Capital
					Total
157	CTR 0332	Caltrans	6828	Non-Destructive Testing (NDT) of T-1 Steel Connections	Support
		Var.	3Y410		Capital
					Total
158	CTR 0333	Caltrans	6825	West Oakland Link	Support
		SFO	4W480	CT Oversight	Capital
					Total
159	CTR 0334	Caltrans	6814	RSR Repair Lower Level Bridge Deck and Barrier	Support
		RSR	4Y990	District Director's Order	Capital
					Total
160	CTR 0335	Caltrans	6811	Substations Upgrade (2 Locations)	Support
		ANT	3X230		Capital
					Total
161	CTR 0336	Caltrans	6813	Structural Steel Painting	Support
		CAR	3X210		Capital
					Total
162	CTR 0337	Caltrans	6814	Deck Study (PID)	Support
		RSR	1X980		Capital
					Total
163	CTR 0338	Caltrans	6813	Upgrade radar beacons and connect with SCADA	Support
		CAR	TBD		Capital
					Total
164	CTR 0339	Caltrans	6827	Replace SCADA communication cable with fiber, upgrade SCADA (software and hardware)	Support
		DUM	TBD		Capital
					Total



**Attachment C-1  
Bay Area Toll Authority  
Rehabilitation Program Budget Details**

**NEW PROJECT**

<b>Toll Bridge Rehabilitation Program Summary</b>	<b>Funding Component</b>
	Support
	Capital
	Total

Line No.	Project No.	Agency	Project	Description	Funding Component
		Bridge	EA		
165	CTR 0340	Caltrans	6826	Upgrade SCADA (Software and Hardware)	Support
		SMH	TBD		Capital
					Total
166	CTR 0341	Caltrans	6825	Air Compressors and Air Line at YBI and Sterling - Replace	Support
		SFO	3X240		Capital
					Total
167	CTR 0342	Caltrans	6826	Air Compressor Replacement	Support
		SMH	TBD		Capital
					Total
168	CTR 0343	Caltrans	6825	Repair Self Anchor Suspension System SFOBB Elevator System Director's Order	Support
		SFO	2X070		Capital
					Total
169	CTR 0344	Caltrans	6814	RSR Repair Bridge Deck (New Added in Aug. RW) District Director's Order	Support
		RSR	1X720		Capital
					Total
170	CTR 0345	Caltrans	6825	SFOBB Bridge Joint Repair District Director's Order	Support
		SFO	2X540		Capital
					Total
171	CTR 0346	Caltrans	6814	Repair Bridge Deck Section District Director's Order	Support
		RSR	2X930		Capital
					Total
172	CTR 0347	Caltrans	6825	Replace SMART Cushion System District Director's Order	Support
		SFO	2X920		Capital
					Total
173	CTR 0348	Caltrans	6813	Replace Crash Barrel Array with SMART Cushion System District Director's Order	Support
		CAR	2X550		Capital
					Total
174	CTR 0354	Caltrans	6814	RSR Bridge Replace Stolen/Vandalized Wire Director's Order	Support
		RSR	3X150		Capital
					Total



**Attachment C-1  
Bay Area Toll Authority  
Rehabilitation Program Budget Details**

**NEW PROJECT**

<b>Toll Bridge Rehabilitation Program Summary</b>	<b>Funding Component</b>
	Support
	Capital
<b>Total</b>	

Line No.	Project No.	Agency	Project	Description	Funding Component
		Bridge	EA		
175	CTR 0349	Caltrans	6813	Replace and Upgrade Navigational Lights to LED and connect it with SCADA for more remote monitoring	Support
		CAR	TBD		Capital
					Total
176	CTR 0350	Caltrans	6814	Replace Aircraft Beacon and upgrade to LED, and connect to SCADA for monitoring	Support
		RSR	TBD		Capital
					Total



**Attachment C-1  
Bay Area Toll Authority  
Rehabilitation Program Budget Details**

**NEW PROJECT**

<b>Toll Bridge Rehabilitation Program Summary</b>	<b>Funding Component</b>
	<b>Support</b>
	<b>Capital</b>
	<b>Total</b>

Line No.	Project No.	Agency	Project	Description	Funding Component
		Bridge	EA		
177	CTR 0108	Caltrans	6814	Upgrade fog horns and connect with SCADA for remote control	Support
		RSR	TBD		Capital
					Total
178	CTR 0351	Caltrans	6827	Preplace and Upgrade Navigational Lights to LED and connect it with SCADA for more remote monitoring	Support
		DUM	TBD		Capital
					Total
179	CTR 0099	Caltrans	6827	Upgrade fog horns and connect with SCADA for remote control	Support
		DUM	TBD		Capital
					Total
180	CTR 0352	Caltrans	6826	San Mateo/Hayward Bridge (SR 92) Sea Level Rise Adaptation Project (PID)	Support
		SMH	4Y110		Capital
					Total
181	CTR 0353	Caltrans	6827	Dumbarton Bridge (SR 84) West Approach Sea Level Rise Adaptation Project (PID)	Support
		DUM	1Y110		Capital
					Total
182	CTR 0355	Caltrans	6814	RSR Bridge Deck Repairs District Director's Order	Support
		RSR	4X030		Capital
					Total
183	CTR 0356	Caltrans	6826	Approach Slab Rehabilitation	Support
		SMH	0AA14		Capital
					Total
184	CTR 0357	Caltrans	6814	RSR Bridge Upper Deck Part Time Third Lane	Support
		RSR	3X790		Capital
					Total
185	CTR 0358	Caltrans	6828	CARQ Bridge and BM Bridge Electrical Upgrades	Support
		Var.	3X220		Capital
					Total
186	CTR 0359	Caltrans	6813	Repair Carquinez Bridge Toll Plaza Building Director's Order	Support
		CAR	3X700		Capital
					Total



**Attachment C-1  
Bay Area Toll Authority  
Rehabilitation Program Budget Details**

**NEW PROJECT**

<b>Toll Bridge Rehabilitation Program Summary</b>	<b>Funding Component</b>
	<b>Support</b>
	<b>Capital</b>
	<b>Total</b>

Line No.	Project No.	Agency	Project	Description	Funding Component
		Bridge	EA		
187	CTR 0360	Caltrans	6825	Repair Dehumidifier System on SFOBB East Span	Support
				District Director's Order	Capital
		SFOBB	0V040		Total
188	CTR 0361	Caltrans	6826	SMH Bridge Electrical Upgrades	Support
					Capital
		SMH	3X190		Total
189	CTR 0128	Caltrans	6825	Main Cable Wrap Investigations Phase 2	Support
					Capital
		SFOBB	TBD		Total
190	CTR 0115	Caltrans	6814	Fender System	Support
					Capital
		RSR	TBD		Total
191	CTR 0362	Caltrans	6813	Re-tension Cable Band Bolts Investigation	Support
					Capital
		CAR	TBD		Total
192	CTR 0363	Caltrans	6825	Replace Aircraft Beacon and upgrade to LED, and connect to SCADA for monitoring	Support
					Capital
		SFOBB	TBD		Total
193	CTR 0364	Caltrans	6825	Replace Aircraft Beacon and upgrade to LED, and connect to SCADA for monitoring	Support
					Capital
		SFOBB	TBD		Total
194	CTR 0365	Caltrans	6825	Upgrade radar beacons and connect it with SCADA for remote control	Support
					Capital
		SFOBB	TBD		Total
195	CTR 0366	Caltrans	6825	Upgrade radar beacons and connect it with SCADA for remote control	Support
					Capital
		SFOBB	TBD		Total
196	CTR 0367	Caltrans	6826	Upgrade fog horns and connect with SCADA for remote control	Support
					Capital
		SMH	TBD		Total



**Attachment C-1  
Bay Area Toll Authority  
Rehabilitation Program Budget Details**

**NEW PROJECT**

<b>Toll Bridge Rehabilitation Program Summary</b>	<b>Funding Component</b>
	<b>Support</b>
	<b>Capital</b>
<b>Total</b>	

Line No.	Project No.	Agency	Project	Description	Funding Component
		Bridge	EA		
197	CTR 0368	Caltrans	6826	Upgrade radar beacons and connect it with SCADA for remote control	Support
		SMH	TBD		Capital
					Total
198	CTR 0369	Caltrans	6826	Replace and Upgrade Navigational Lights to LED and connect it with SCADA for remote monitoring	Support
		SMH	TBD		Capital
					Total
199	CTR 0370	Caltrans	6826	Structural Steel Paint (Inboard Faces of the Box Girder Exterior) Rehab Catwalk	Support
		SMH	TBD		Capital
					Total
200	CTR 0372	Caltrans	6811	ANT Bridge Closure & PA System	Support
		ANT	0V960		Capital
					Total
201	CTR 0373		6812	BM WB Bridge Closure & PA System	Support
		BM	1V060		Capital
					Total
202	CTR 0374		6812	BM EB Bridge Closure & PA System	Support
		BM	0V910		Capital
					Total
203	CTR 0375		6813	CAR WB Bridge Closure & PA System	Support
		CAR	1V070		Capital
					Total
204	CTR 0376		6813	CAR EB Bridge Closure & PA System	Support
		CAR	0V970		Capital
					Total
205	CTR 0377		6814	RSR Bridge Closure & PA System	Support
		RSR	0V920		Capital
					Total
206	CTR 0378		6825	SFOBB Bridge Closure & PA System	Support
		SFOBB	0V950		Capital
					Total



**Attachment C-1  
Bay Area Toll Authority  
Rehabilitation Program Budget Details**

**NEW PROJECT**

<b>Toll Bridge Rehabilitation Program Summary</b>	<b>Funding Component</b>
	<b>Support</b>
	<b>Capital</b>
	<b>Total</b>

Line No.	Project No.	Agency	Project	Description	Funding Component
		Bridge	EA		
207	CTR 0379		6828	SMH Bridge Closure & PA System	Support
					Capital
		SMH	0V990		Total
208	CTR 0060	Caltrans	6828	Caltrans Capital Coordination	Support
		Var.	91207		Total
209	CTR 0061	Caltrans	6828	Toll Bridge Inspections (Expenditures through FY 2025-26)	Support
		ALL	93030		Total
210	CTR 0062	Caltrans	6828	BASE Security (Expenditures through FY 2025-26)	Support
		ALL	93870		Total
211	CTR 0235	Caltrans	6828	Structural Steel Paint by State Forces	Support
		Var.	92685		Total
212	CTR 0069	Caltrans	6828	Caltrans ETC Traffic Operations Support (Expenditures through FY 2025-26)	Support
		Var.	97708		Total
213	CTR 0269	Caltrans	6828	Bridge Facilities Capital Rehab by State forces	Support
		Var.	TBD		Total
214	CTR 0270	Caltrans	6828	TBD Paint	Support
		Var.	TBD		Total
215	CTR 0331	Caltrans	6828	PID - General Maintenance Project	Support
		Var.	TBD		Total
216	CTR Res	Caltrans	6829	Caltrans Program Contingency	Support
		Var.	CTR Res		Total



**Attachment C-1  
Bay Area Toll Authority  
Rehabilitation Program Budget Details**

**NEW PROJECT**

<b>Toll Bridge Rehabilitation Program Summary</b>	<b>Funding Component</b>
	<b>Support</b>
	<b>Capital</b>
<b>Total</b>	

Line No.	Project No.	Agency	Project	Description	Funding Component
		Bridge	EA		
217	880/92	Caltrans	8615	Landscaping**	Support
				***	Capital
		880/92	2G361		Total
218	880/92	Caltrans	8615	Landscaping**	Support
				***	Capital
		880/92	2G362		Total
219	BM	Caltrans	8210	Modification to 1962 Bridge**	Support
				***	Capital
		BM	0060A		Total



**Attachment C-1  
Bay Area Toll Authority  
Rehabilitation Program Budget Details**

**NEW PROJECT**

<b>Toll Bridge Rehabilitation Program Summary</b>	<b>Funding Component</b>
	<b>Support</b>
	<b>Capital</b>
	<b>Total</b>

Line No.	Project No.	Agency	Project	Description	Funding Component
		Bridge	EA		
220	BM	Caltrans	8210	Replacement Planting**	Support
				***	Capital
		BM	0060C		Total
221	CAR	Caltrans	8315	Site Mitigation 3**	Support
				***	Capital
		CAR	0130J		Total
222	CAR	Caltrans	8315	Misc Landscaping**	Support
				***	Capital
		CAR	0130K		Total
223	880/92	Caltrans	8615	880/92 Interchange**	Support
				***	Capital
		880/92	01601		Total
225	BR 0001	BATA	8531	Benicia ORT***	Support
					Capital
		N/A	N/A		Total
226	BR 0002	BATA	8539	SFOBB Eyebar Review***	Support
					Capital
		N/A	N/A		Total
227	BR 0003	BATA	8594	SFOBB West Span Pathway Planning	Support
				(Bay Skyway Phase 2)	Capital
		N/A	N/A		Total
228	BR 0004	BATA	8909	Gateway Park	Support
					Capital
		N/A	N/A		Total
229	BR 0005	BATA	8913	SFOBB Administration Building***	Support
					Capital
		N/A	N/A		Total
230	BR 0006	BATA	8918	SFOBB Maintenance Complex	Support
					Capital
		N/A	N/A		Total



**Attachment C-1  
Bay Area Toll Authority  
Rehabilitation Program Budget Details**

**NEW PROJECT**

<b>Toll Bridge Rehabilitation Program Summary</b>	<b>Funding Component</b>
	<b>Support</b>
	<b>Capital</b>
	<b>Total</b>

Line No.	Project No.	Agency	Project	Description	Funding Component
		Bridge	EA		
231	BR 0008	BATA	8921	SFOBB FasTrak Lane Conversion***	Support
					Capital
		N/A	N/A		Total
232	BR 0009	BATA	8922	Metering Lights Upgrade	Support
					Capital
		N/A	N/A		Total
233	BR 0010	BATA	8920	SFO Plaza and Canopy Improvements***	Support
					Capital
		N/A	N/A		Total
234	BR 0011	BATA	8923	Bridge Documentation	Support
					Capital
		N/A	N/A		Total
235	BR 0013	BATA	8602	Hybrid/ETC Lane Modifications***	Support
					Capital
		N/A	N/A		Total
236	BR 0014	BATA	8907	Toll Plaza Maintenance Agreement	Support
					Capital
		N/A	N/A		Total
237	BR 0016	BATA	8631	Callboxes***	Support
					Capital
		N/A	N/A		Total
238	BR 0017	BATA	8900	2003 CSC Procurement	Support
					Capital
		N/A	N/A		Total
239	BR 0018	BATA	8901	Ongoing Toll Tag Procurement	Support
					Capital
		N/A	N/A		Total
240	BR 0019	BATA	8902	2012 CSC Procurement	Support
					Capital
		N/A	N/A		Total



**Attachment C-1  
Bay Area Toll Authority  
Rehabilitation Program Budget Details**

**NEW PROJECT**

<b>Toll Bridge Rehabilitation Program Summary</b>	<b>Funding Component</b>
	Support
	Capital
<b>Total</b>	

Line No.	Project No.	Agency	Project	Description	Funding Component
		Bridge	EA		
241	BR 0020	BATA	8903	Future Lane/Host Upgrades and Replacement (ATCAS)	Support
		N/A	N/A		Capital
					<b>Total</b>



**Attachment C-1  
Bay Area Toll Authority  
Rehabilitation Program Budget Details**

**NEW PROJECT**

<b>Toll Bridge Rehabilitation Program Summary</b>	<b>Funding Component</b>
	<b>Support</b>
	<b>Capital</b>
	<b>Total</b>

Line No.	Project No.	Agency	Project	Description	Funding Component
		Bridge	EA		
242	BR 0021	BATA	8904	FasTrak Sign and Sign Structure Improvements (Strategic Plan)	Support
		N/A	N/A		Capital
					Total
243	BR 0022	BATA	8905	Misc Bridge Improvements	Support
		N/A	N/A		Capital
					Total
244	BR 0023	BATA	8908	BATA Technology Infrastructure (HW, SW, NETWORK)	Support
		N/A	N/A		Capital
					Total
245	BR 0025	BATA	8912	Tag Inventory Conversion (Upgrade Technology)***	Support
		N/A	N/A		Capital
					Total
246	BR 0026	BATA	8914	Violation Enforcement System***	Support
		N/A	N/A		Capital
					Total
247	BR 0027	BATA	8916	Bay Crossing Study***	Support
		N/A	N/A		Capital
					Total
248	BR 0028	BATA	8917	BATA Technology Security	Support
		N/A	N/A		Capital
					Total
249	BR 0029	BATA	8926	Bridge Modeling and Investigations	Support
		N/A	N/A		Capital
					Total
250	BR 0030	BATA	8000-16	Program Monitoring	Support
		N/A	N/A		Capital
					Total
251	BR 0031	BATA	8000-05	Capital Program Audits	Support
		N/A	N/A		Capital
					Total



**Attachment C-1  
Bay Area Toll Authority  
Rehabilitation Program Budget Details**

**NEW PROJECT**

<b>Toll Bridge Rehabilitation Program Summary</b>	<b>Funding Component</b>
	<b>Support</b>
	<b>Capital</b>
	<b>Total</b>

Line No.	Project No.	Agency	Project	Description	Funding Component
		Bridge	EA		
252	BR 0034	BATA	8924	Antioch Bridge	Support
				CCTA 160/4 Interchange	Capital
		N/A	N/A		Total
253	BR 0035	BATA	8930	Richmond-San Rafael Bridge	Support
				I-580 Access Improvements	Capital
		N/A	N/A		Total
254	BR 0038	BATA	8937	2020 CSC Procurement	Support
					Capital
		N/A	N/A		Total
255	BR 0039	BATA	8933	Plan Bay Area TMS	Support
					Capital
		N/A	N/A		Total
256	BR 0040	BATA	8012	Open Road Tolling (ORT)	Support
					Capital
		N/A	N/A		Total
257	BR 0043	BATA	8936	Backhaul Connection Infrastructure	Support
					Capital
		N/A	N/A		Total
258	BR 0044	BATA	8540	Regional Transportation Sea Level Rise Asset	Support
					Capital
		N/A	N/A		Total
259	BR 0045	BATA	8530	Drainage studies for the Bridges	Support
					Capital
		N/A	N/A		Total
260	BR 0046	BATA	8528	Bay Lights Maintenance	Support
					Capital
		N/A	N/A		Total
261	BR 0047	BATA	8938	Misc East Span Project Improvements	Support
					Capital
		N/A	N/A		Total



**Attachment C-1  
Bay Area Toll Authority  
Rehabilitation Program Budget Details**

**NEW PROJECT**

<b>Toll Bridge Rehabilitation Program Summary</b>	<b>Funding Component</b>
	Support
	Capital
<b>Total</b>	

Line No.	Project No.	Agency	Project	Description	Funding Component
		Bridge	EA		
262	BR 0048	BATA	8939	Asset Management	Support
					Capital
		N/A	N/A		Total
263	BR 0049	BATA	8941	CHP - COZEEP/MAZEPP	Support
					Capital
		N/A	N/A		Total



**Attachment C-1  
Bay Area Toll Authority  
Rehabilitation Program Budget Details**

**NEW PROJECT**

<b>Toll Bridge Rehabilitation Program Summary</b>	<b>Funding Component</b>
	Support
	Capital
	Total

Line No.	Project No.	Agency	Project	Description	Funding Component
		Bridge	EA		
264	BR 0050	BATA	8940	HOV Lane Enforcement	Support
				Vehicle Occupancy	Capital
		N/A	N/A		Total
265	BR 0051	BATA	8942	Bridge Yard Capital Improvements	Support
					Capital
		N/A	N/A		Total
266	BR 0052	BATA	8943	West Oakland Link (WOL)	Support
				Phase 2	Capital
		N/A	N/A		Total
267	BR 0053	BATA	8944	Dumbarton Bridge Operational Improvement	Support
					Capital
		N/A	N/A		Total
268	BR 0054	BATA	8945	Next Gen Clipper (C2) System	Support
					Capital
		N/A	N/A		Total
269	BR 0055	BATA	8946	I-680/I-80/SR-12 Interchange Package 2A	Support
					Capital
		N/A	N/A		Total
270	BR 0056	BATA	8947	Resilient SR 37	Support
					Capital
		N/A	N/A		Total
271	BR 0057	BATA	8948	I-580 Richmond-San Rafael Bridge Forward	Support
				Open Road Tolling and HOV Lane	Capital
		N/A	N/A		Total
272	BR 0058	BATA	8949	Regional Transportation Commute Challenge	Support
				Carryover from FY19-20	Capital
		N/A	N/A		Total
273	BR 0059	BATA	8950	West Oakland Link (WOL)	Support
				Phase 1	Capital
		N/A	N/A		Total



**Attachment C-1  
Bay Area Toll Authority  
Rehabilitation Program Budget Details**

**NEW PROJECT**

<b>Toll Bridge Rehabilitation Program Summary</b>	<b>Funding Component</b>
	<b>Support</b>
	<b>Capital</b>
	<b>Total</b>

Line No.	Project No.	Agency	Project	Description	Funding Component
		Bridge	EA		
274	BR 0060	BATA	8951	SFOBB ORT Civil Design	Support
					Capital
		N/A	N/A		Total
275	BR 0061	BATA	8954	Bay Bridge Forwards	Support
					Capital
		N/A	N/A		Total
276	BR 0062	BATA	8952	Bay Skyway - CCO to YBI	Support
					Capital
		N/A	N/A		Total
277	BR 0063	BATA	8953	Richmond-San Rafael Bridge Shared Use Path Gap Closure	Support
					Capital
		N/A	N/A		Total
278	BR 0064	BATA	8955	Misc Toll Plaza Improvements	Support
					Capital
		N/A	N/A		Total
279	BR 0065	BATA	8956	Seismic and Code Changes	Support
					Capital
		N/A	N/A		Total
280	BR 0067	BATA	8957	Emeryville Crescent Adaptation Plan (SFEP)	Support
					Capital
		N/A	N/A		Total



**Attachment C-1  
Bay Area Toll Authority  
Rehabilitation Program Budget Details**

**NEW PROJECT**

	<b>Toll Bridge Rehabilitation Program Summary</b>		<b>Funding Component</b>
			<b>Support</b>
			<b>Capital</b>
			<b>Total</b>

Line No.	Project No.	Agency	Project	Description	Funding Component
		Bridge	EA		
281	BR Res	BATA	8928	BATA Program Contingency	Support
				RM1 and Seismic Closeout	Capital
		N/A	N/A		Total

\*Caltrans Capital includes capital outlay construction and right-of-way.  
 \*\*Previous expenses covered in RM1 Program.  
 \*\*\* Project closed to expenditure reimbursement June 30, 2024 or earlier.

	<b>Toll Bridge Rehabilitation Program Summary</b>		<b>Funding Component</b>
			<b>Support</b>
			<b>Capital</b>
			<b>Total</b>
			<b>Support</b>
			<b>Capital</b>
			<b>Total</b>
			<b>Support</b>
			<b>Capital</b>
			<b>Total</b>

<b>Funding Agreements</b>		Program
		<b>Total</b>
Alameda County Transportation Commission - Measure B		8950
Active Transportation Program - Cycle 5 (Transfer from MTC)		8953
Regional Measure 2		8944
Regional Measure 3		8944
Regional Measure 3		6814



Line No.	Project No.	Project Title
1	6811	Antioch Bridge Rehab
2	6812	Benicia-Martinez Bridge Rehab
3	6813	Carquinez Bridge Rehab
4	6814	Richmond-San Rafael Bridge Rehab
5	6825	San Francisco-Oakland Bay Bridge Rehab
6	6826	San Mateo-Hayward Bridge Rehab
7	6827	Dumbarton Bridge Rehab
8	6828	All Bridges Rehab
9	6829	Caltrans Reserve
10	8030	Completed/Defunded/Transferred Projects
11	8033	Minor Toll Plaza Rehab Projects
12	8210	New Benicia Bridge *
13	8315	Site Mitigation & Landscaping
14	8615	I-880/SR-92 Landscaping**
15	8629	Minor Bridge Rehab Projects
		<b>TOTAL CALTRANS REHAB BUDGET</b>
16	8012	Open Road Tolling (ORT)
17	8528	Bay Lights Maintenance
18	8530	Drainage Studies for the Bridge
19	8531	Benicia New Toll Plaza ORT
20	8539	SFOBB Eyebarr Repair Review
21	8540	Regional Transportation Sea Level Rise Asset
22	8594	SFOBB West Span Pathway PSR
23	8602	Hybrid/ETC Lane Modifications
24	8631	Procure New Callboxes
25	8900	2003 CSC Procurement
26	8901	ETC Transponder Procurement
27	8902	2012 CSC Procurement
28	8903	ATCAS Lane Host Upgrades
29	8904	Fastrak Sign & Sign Structure Improvements
30	8905	Misc. Bridge Improvements
31	8907	Toll Plaza Capital Improvements
32	8908	Enterprise Computing HW/SW
33	8909	Gateway Park Planning
34	8912	ETC Transponder Tag Swap
35	8913	SFOBB Administration Building
36	8914	Violation Enforcement System Upgrade
37	8916	Bay Crossing Study
38	8917	IT Security Procedures & Policies
39	8918	Maintenance Complex
40	8920	Plaza and Canopy Improvements
41	8921	SFOBB Lane 17 & 18 Lane Reconfiguration
42	8922	Metering Lights Replacement
43	8923	Bridge Records Recordation and Storage
44	8924	Antioch Bridge Approach
45	8926	Bridge Modeling & Investigations
46	8928	BATA Program Contingency
47	8930	Richmond-San Rafael Bridge Rehab
48	8933	Plan Bay Area TMS
49	8936	Backhaul Connection Infrastructure
50	8937	Future CSC Procurement
51	8938	Misc. East Span Project Improvements
52	8939	Asset Management
53	8940	HOV Lane Enforcement
54	8941	CHP - COZEEP/MAZEEP
55	8942	Bridge Yard Capital Improvements
56	8943	Bike/Ped Access to East Span of SFOBB
57	8944	Dumbarton Approach and Transit Strategies
58	8945	Next Gen Clipper (C2) System
59	8946	I-680/I-80/ISR-12 Interchange
60	8947	Resilient SR 37
61	8948	I-580 Richmond-San Rafael Bridge Forward Open Road Tolling and HOV Lane
62	8949	Regional Transportation Commute Challenge
63	8950	Link: Bike/Ped Access to East Span of SFOBB Design
64	8951	SFOBB ORT Civil Design
65	8954	Bay Bridge Forwards
66	8952	Bay Skyway - CCO to YBI
67	8953	Richmond-San Rafael Bridge Shared Use Path Gap Closure
68	8000-05	Capital Program Audit
69	8000-16	SRA/RM1 Program Monitoring
70	8955	Misc Toll Plaza Improvements
71	8956	Seismic and Code Changes
72	8957	Emeryville Crescent Adaptation Plan (SFEP)
		<b>TOTAL BATA REHAB BUDGET</b>
		<b>TOTAL REHAB BUDGET</b>



Date: May 27, 2026  
W.I.: 8801-8840

**Attachment D  
Bay Area Toll Authority  
Regional Measure 2 Regional Traffic Relief Program Capital Budget Summary\***

Capital Program 30914(c) Project No.	Project Title	Project Sponsor(s)	Actuals thru March 31, 2026	Toll Funding
1	BART/Muni Connection at Embarcadero and Civic Center Stations	BART	\$ 717,000	\$ 3,000,000
2	SF MUNI Metro 3rd Street LRT Extension Metro East Maintenance Facility	SF MTA	30,000,000	30,000,000
3	SF MUNI Historic Streetcars Rehabilitation	SF MTA	10,000,000	10,000,000
4	Dumbarton Commuter Rail	San Mateo County Transportation Authority, Capitol Corridor JPA, Alameda County Transportation Commission	8,932,000	8,932,000
5	Vallejo Station	City of Vallejo	25,484,000	26,000,000
6	Solano County Express Bus Intermodal Facilities	Solano Transportation Authority	12,251,000	12,251,000
7	I-80 / I-680 / SR 12 Interchange	Solano Transportation Authority	99,744,000	100,000,000
8	I-80 EB HOV Lane Extension from Route 4 to Carquinez Bridge	Caltrans	37,175,000	37,175,000
9	Richmond Parkway Park & Ride	Solano Transportation Authority	2,500,000	3,850,000
10	SMART Extension to Larkspur or San Quentin	Sonoma Marin Area Rail Transit District (SMART)	56,500,000	56,500,000
11	U.S. 101 Greenbrae I/C Corridor and Bike/ Ped Improvements	Transportation Authority of Marin	43,500,000	43,500,000
12	Direct HOV Lane Connector from I-680 to Pleasant Hill BART	Contra Costa Transportation Authority	20,107,000	20,425,000
13	E-BART	Contra Costa Transportation Authority and BART	95,796,000	96,000,000
14	Capital Corridor Station and Track Improvements in Solano County	Capital Corridor JPA / STA	35,950,000	35,950,000
15	Central Contra Costa BART Crossover	BART	25,000,000	25,000,000
16	Benicia-Martinez Bridge: New Span	Bay Area Toll Authority	50,000,000	50,000,000
17	Express Bus North	Competitive	18,798,000	18,798,000
18	Clipper	Metropolitan Transportation Commission	34,982,000	35,000,000
19	Real Time Transit	Metropolitan Transportation Commission	19,971,000	20,000,000
20	Safe Routes to Transit	East Bay Bicycle Coalition / Transform	22,403,000	22,500,000
21	BART Tube Seismic Retrofit	BART	33,801,000	33,801,000
22	Transbay Terminal/Downtown Caltrain Extension	Transbay Joint Powers Authority	149,995,000	150,000,000
23	Oakland Airport Connector	Port of Oakland and BART	115,199,000	115,199,000
24	AC Transit Enhanced Bus	AC Transit	77,760,000	77,760,000
25	Commuter Ferry Service for Alameda/Oakland/Harbor Bay	Water Transit Authority	12,000,000	12,000,000
26	Commuter Ferry Service for Berkeley/Albany	Water Transit Authority	12,000,000	12,000,000
27	Commuter Ferry Service for South San Francisco	Water Transit Authority	11,998,000	12,000,000
28	Water Transit Facility Improvements	Water Transit Authority	48,000,000	48,000,000
29	Express Bus South	AC Transit and Alameda County Transportation Commission (ACTC)	41,418,000	55,158,000
30	I-880 North Safety Improvements	Alameda County Transportation Commission (ACTC), City of Oakland, and Caltrans	12,299,000	12,300,000
31	BART Warm Springs Extension	BART	183,296,000	186,000,000
32	I-580 (Tri Valley) Rapid Transit Corridor Improvements	Alameda County Transportation Commission (ACTC)	59,737,000	65,000,000
33	San Francisco Bay Area Rail Study	BART	6,062,000	6,062,000
34	Integrated Fare Structure Program	TransLink® Consortium	1,447,000	1,500,000
35	Transit Commute Benefits Promotion	Metropolitan Transportation Commission	4,863,000	5,438,000
36	Caldecott Tunnel Improvements - Fourth Bore	Contra Costa Transportation Authority	45,074,000	45,075,000
37	BART Transit Capital Rehabilitation	BART	64,000,000	64,000,000
38	Regional Express Lane Network	MTC	1,949,000	4,825,000
39	Modifications in I-80 and San Pablo	Contra Costa Transportation Authority	8,000,000	8,000,000
40	Caltrain Electrification	Caltrain	19,991,000	20,000,000
<b>TOTAL</b>			<b>\$ 1,558,699,000</b>	<b>\$ 1,589,000,000</b>

\* Modifications to this list are subject to and approved via California Streets and Highway Code Section 30914 (f)



Date:  
W.I.:

May 27, 2026  
8130-8831

**Attachment E  
Bay Area Toll Authority  
AB1171 Capital Program Budget Summary**

<b>Project No.</b>	<b>Project Title</b>	<b>Project Sponsor(s)</b>	<b>Actuals thru March 31, 2026</b>	<b>Toll Funding</b>
1	South Access to the Golden Gate Bridge - Doyle Drive Replacement Project	SFCTA, MTC, CT, GGBTHD	\$ 80,000,000	\$ 80,000,000
2	E BART	BART, MTC	111,003,000	111,500,000
3	Transbay Terminal/Downtown Extension Phase 1	TJPA, MTC	150,000,000	150,000,000
4	Tri-Valley Transit Access Improvements to BART	San Mateo County Transportation Authority, Capitol Corridor JPA, Alameda County Transportation Commission (ACTC)	70,023,000	95,000,000
5	I-80/I-680 Interchange	STA, MTC	2,800,000	100,000,000
6	Fairfield/Vacaville Train Station	STA, MTC	9,000,000	9,000,000
7	BART to Warm Springs	BART, MTC	99,928,000	5,000,000
8	Regional Express Lanes Network	MTC	10,150,000	2,800,000
9	VTA Mission/Warren/Truck Rail Facility	VTA	5,811,000	6,500,000
10	Other Corridor Improvements	MTC	5,000,000	10,200,000
<b>TOTAL</b>			<b>\$ 543,715,000</b>	<b>\$ 570,000,000</b>



Date:  
W.I.:

May 27, 2026  
8741-8775

**Attachment F  
Bay Area Toll Authority  
Regional Measure 3 Bay Area Traffic Relief Plan Capital Budget Summary**

Project Number	Project Title	Actuals thru March 31, 2026	Toll Funding
1	BART Expansion Cars	\$ 372,217,000	\$ 500,000,000
2	Bay Area Corridor Express Lanes	91,573,000	300,000,000
3	Goods Movement and Mitigation	9,870,000	160,000,000
4	San Francisco Bay Trail/Safe Routes to Transit	-	150,000,000
5	Ferry Enhancement Program	4,081,000	300,000,000
6	BART to San Jose Phase 2	-	375,000,000
7	Sonoma-Marin Area Rail Transit District (SMART)	-	40,000,000
8	Capitol Corridor	-	90,000,000
9	Caltrain Downtown Extension	176,000	325,000,000
10	MUNI Fleet Expansion and Facilities	27,075,000	140,000,000
11	Core Capacity Transit Improvements	-	140,000,000
12	Alameda-Contra Costa Transit District (AC Transit) Rapid Bus Corridor Improvements	2,982,000	100,000,000
13	Transbay Rail Crossing	-	50,000,000
14	Tri-Valley Transit Access Improvements	-	100,000,000
15	Eastridge to BART Regional Connector	112,523,000	130,000,000
16	San Jose Diridon Station	28,725,000	100,000,000
17	Dumbarton Corridor Improvements	9,000	130,000,000
18	Highway 101/State Route 92 Interchange	1,046,000	50,000,000
19	Contra Costa Interstate 680/State Route 4 Interchange Improvements	12,945,000	210,000,000
20	Highway 101-Marin/Sonoma Narrows	59,267,000	120,000,000
21	Solano County Interstate 80/Interstate 680/State Route 12 Interchange Project	5,466,000	150,000,000
22	Interstate 80 Westbound Truck Scales	22,748,000	105,000,000
23	State Route 37 Improvements	13,949,000	100,000,000
24	San Rafael Transit Center	-	30,000,000
25	Richmond-San Rafael Bridge Access Improvements	4,633,000	210,000,000
26	North Bay Transit Access Improvements	31,236,000	100,000,000
27	State Route 29	19,565,000	20,000,000
28	Next-Generation Clipper Transit Fare Payment System	-	50,000,000
29	Interstate 680/Interstate 880/Route 262 Freeway Connector	2,325,000	15,000,000
30	Interstate 680/State Route 84 Interchange Reconstruction Project	76,126,000	85,000,000
31	Interstate 80 Transit Improvements	1,676,000	25,000,000
32	Byron Highway-Vasco Road Airport Connector	-	10,000,000
33	Vasco Road Safety Improvements	-	15,000,000
34	East Contra Costa County Transit Intermodal Center	13,369,000	15,000,000
35	Interstate 680 Transit Improvements	120,000	10,000,000
	<b>TOTAL</b>	<b>\$913,702,000</b>	<b>\$4,450,000,000</b>



Date:  
W.I.:

May 27, 2026  
8040-8042

**Attachment G**  
**Bay Area Toll Authority**  
**FasTrak Capital Systems (New)**

<b>Program #</b>		<b>Actuals thru March 31, 2026</b>	<b>FY 2025-26 Approved</b>	<b>FY 2026-27 Draft</b>	<b>FY 2026-27 Life-To-Date</b>
8041	Back Office System Operations	\$ -	\$ -	\$ 5,000,000	\$ 5,000,000
8042	FasTrak Website - Capitalized	-	-	5,000,000	5,000,000
			\$ -	\$ 10,000,000	\$ 10,000,000

i - FasTrak Capital Systems is a new capital fund budget funded by BATA Rehab funds.





# Bay Area Toll Authority

Draft FY 2026-27  
Operating and Capital  
Budget

May 27, 2026



# Draft FY 2026-27 Operating Budget Overview

## Key Assumptions

- 0.50% assumed traffic growth | 3.2% cost of living allowance (COLA) | 8% vacancy rate assumption

## Revenue

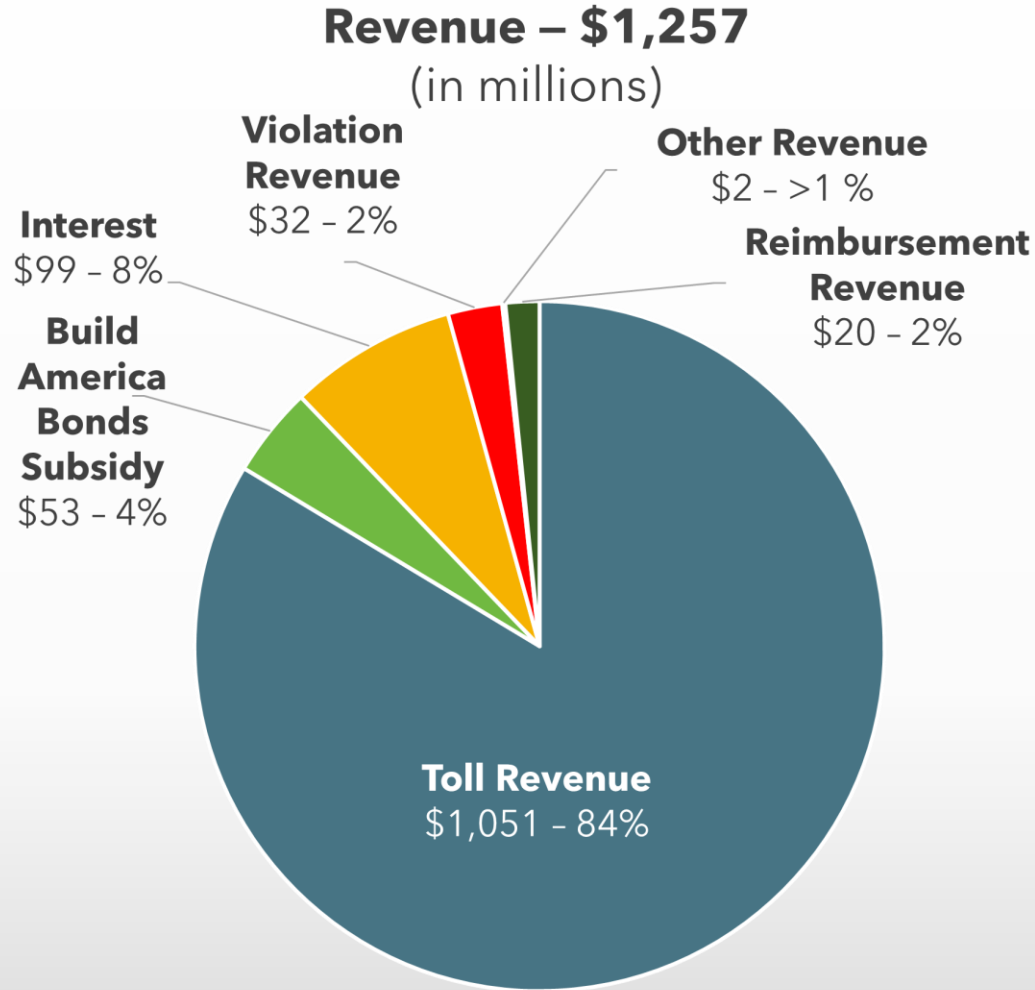
- First year of \$1B+ bridge toll revenue projected (+6.8%)
- Violation revenue projected at \$32 million, with completion of DMV hold catch up
- Overall revenue projected to increase 4.9%.

## Operating Expenses

- Expenses projected to increase by 9.6%, driven by:
  - Shift of Caltrans work from Rehab into the operating budget, adding \$14.1 million
  - Caltrans maintenance increases for expanded electrical responsibilities + higher materials costs
  - Debt service represents two-thirds of total operating budget increase, due largely to increases in debt for RM3 and bridge capital

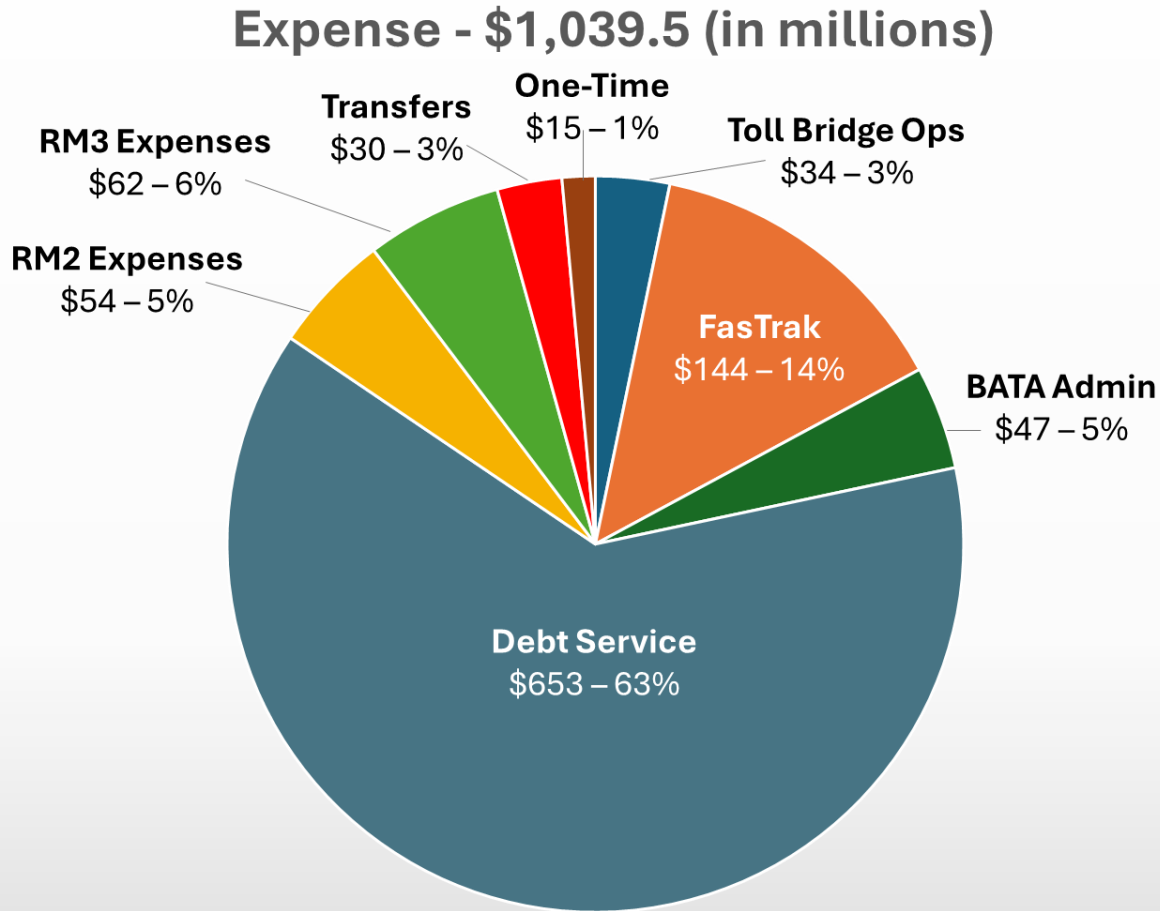
**\*Total Operating Surplus: \$217 million**

# Draft FY 2026-27 Operating Revenue



Revenue	FY 2025-26 Amended Budget (millions)	FY 2026-27 Draft Budget (millions)	Change
General Tolls	\$984.6	\$1,051.1	7%
Interest	\$103.5	\$99.4	(4%)
Violations	\$31.0	\$34.1	10%
Reimbursements	\$16.4	\$19.5	19%
BA Bond Rebate	\$61.9	\$52.5	(15%)
<b>Total Revenue</b>	<b>\$1,197.4</b>	<b>\$1,256.6</b>	<b>5%</b>

# Draft FY 2026-27 Operating Expense

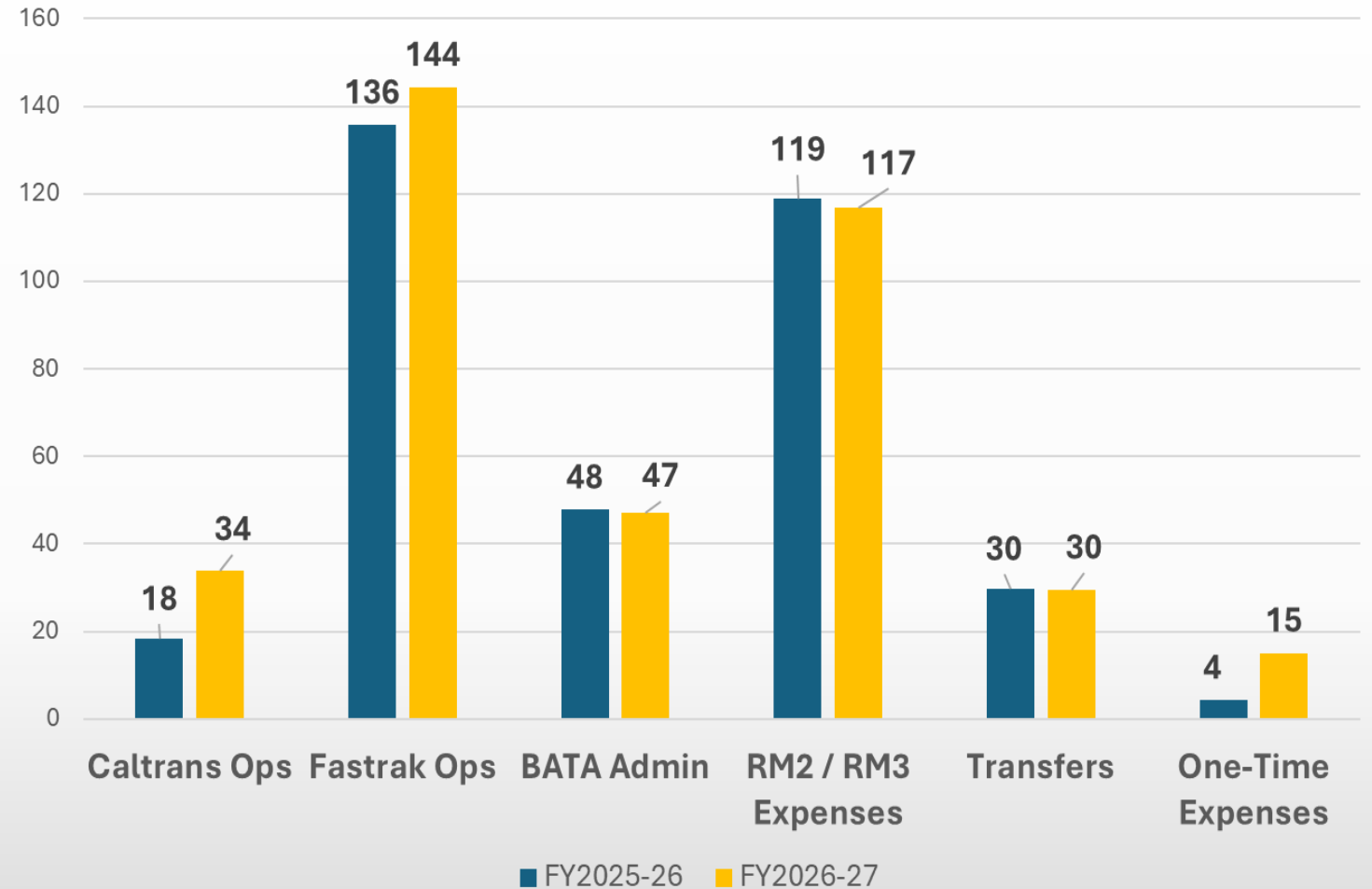


Expense	FY 2025-26 Amended Budget (millions)	FY 2026-27 Draft Budget (millions)	Change
Toll Bridge Ops	\$18.4	\$33.8	83%
FasTrak Ops	\$135.7	\$144.3	6%
BATA Admin	\$47.8	\$47.1	(1%)
Debt Service	\$587.0	\$652.8	11%
RM2 Expenses	\$54.5	\$54.6	<1%
RM3 Expenses	\$64.4	\$62.2	(3%)
Transfers	\$29.8	\$29.6	(1%)
One-Time Expenses	\$4.3	\$15.1	252%
<b>Total Expenses</b>	<b>\$941.8</b>	<b>\$1,039.5</b>	<b>10%</b>
<b>Operating Surplus (Deficit)</b>	<b>\$255.6</b>	<b>\$217.0</b>	

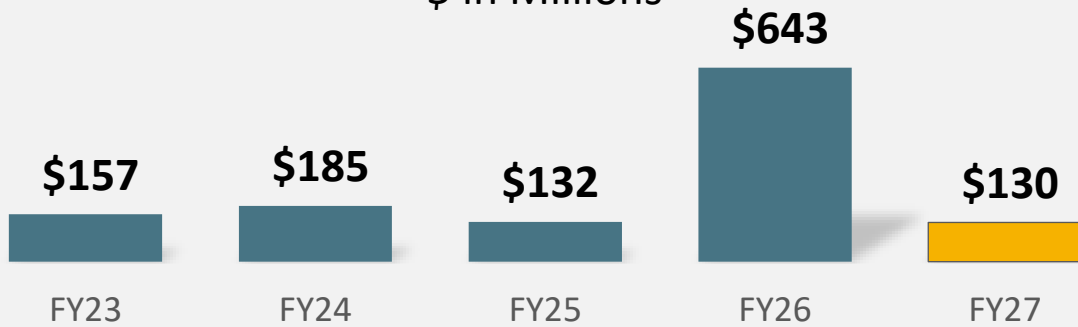
# Draft FY 2026-27 Budget - Non-Debt Service Operating Expense

- **RM2 and RM3 expenses** – required transit operating contributions; RM3 includes use of WETA carryover funding
- **FasTrak®** – moderate increase to maintain the system
- **One-time expenses** – \$13.5 million purchase of *FasTrak®* tags to enable retirement of old Title 21 tags

Non-Debt Service Operating Expenses (millions)



**Five Year Annual Rehab Budget**  
\$ in Millions



**Notable changes between Capital Improvement Plan (CIP) and FY 2026-27 Draft**

- RSR Paint Project advanced in earlier FY
- Reduction in Tech. & Transportation Support Elements
- Moved operational support projects to the operating budget
- Expected contracts execution: painting, joint repairs, navigational aid and fender

# DRAFT FY 2026-27 Rehabilitation Program Budget

**Draft FY 2026-27 Budget by Category**  
\$ in Millions

Category	FY 2024-33 10-Year CIP	FY 2027 CIP	FY 2027 Draft
<b>Bridge Preservation</b>	\$1,228	\$138	\$63
<b>Technology &amp; Transportation Support Elements</b>	\$537	\$118	\$42
<b>Routine Preservation</b>	\$525	\$77	\$25
<b>Total</b>	<b>\$2,292</b>	<b>\$333</b>	<b>\$130</b>