

Graphs & Charts

03/01/2026 - 03/31/2026

MTC

Dated: 04/16/2026

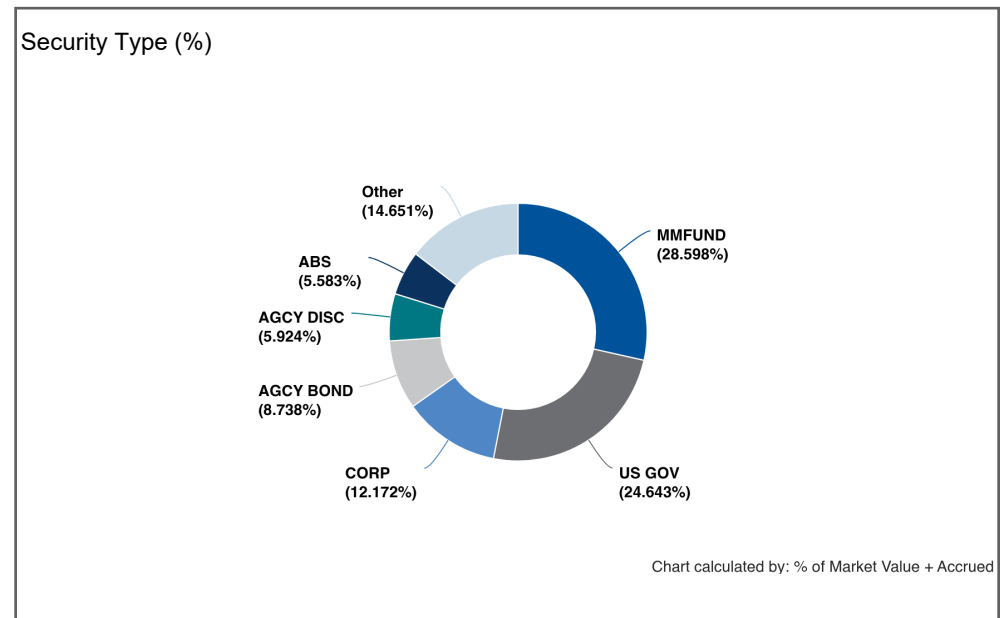
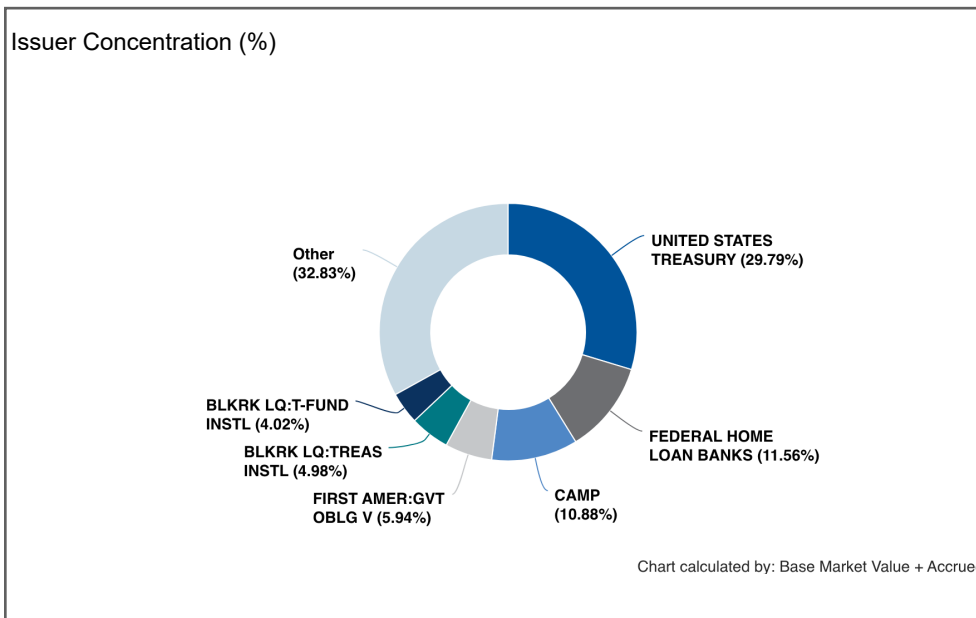
Portfolio Characteristics

Risk Metric	Value
Cash	-7,284,628.49*
MMFund	1,345,081,663.14
Fixed Income	3,365,599,047.01
Duration	1.405
Convexity	-0.010
WAL	1.397
Years to Final Maturity	1.610
Years to Effective Maturity	1.416
Yield	3.859
Book Yield	3.797
Avg Credit Rating	AA+/Aa1/AA+

*Pending Securities Purchase Transactions Settlement Date 04/06/2026

Entity Ownership

Entity	Yield	Market Value + Accrued	% of Market Value + Accrued	Days to Final Maturity	Purchase Yield
BATA	3.901	3,166,956,847.35	67.333%	724	3.848
MTC	3.822	691,128,589.63	14.694%	385	3.908
BAIFA	3.937	319,303,461.78	6.789%	646	3.980
FASTRAK	3.714	233,287,091.91	4.960%	0	---
CLIPPER	3.430	192,430,213.02	4.091%	0	---
BAHFA	3.749	32,406,808.55	0.689%	0	---
BAHA	3.693	29,239,945.95	0.622%	0	---
BART	3.570	21,433,856.09	0.456%	0	---
SAFE	3.749	17,209,267.38	0.366%	0	---
Total	3.859	4,703,396,081.66	100.000%	588	3.868

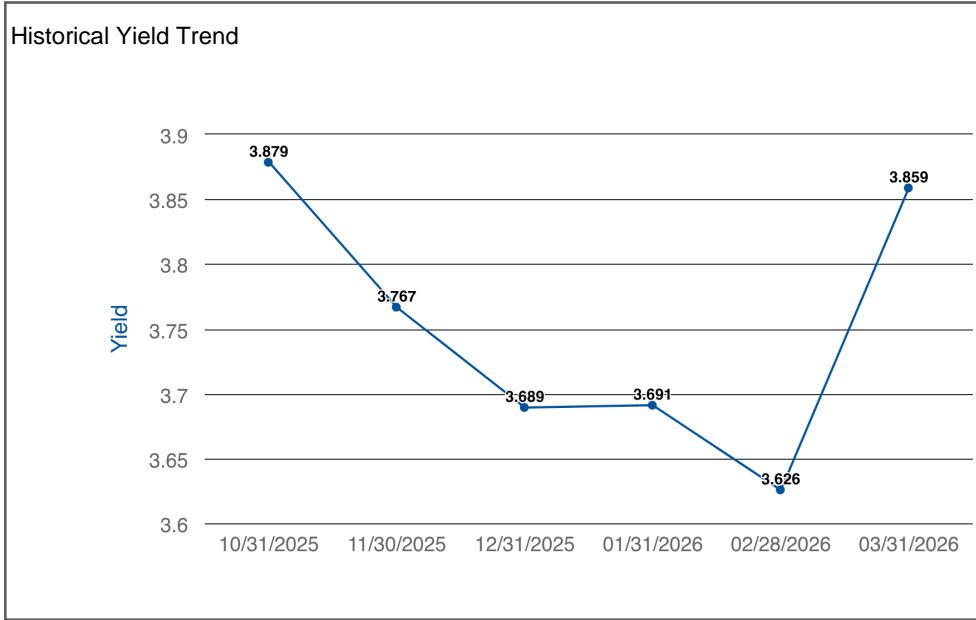


Graphs & Charts

10/01/2025 - 03/31/2026

MTC

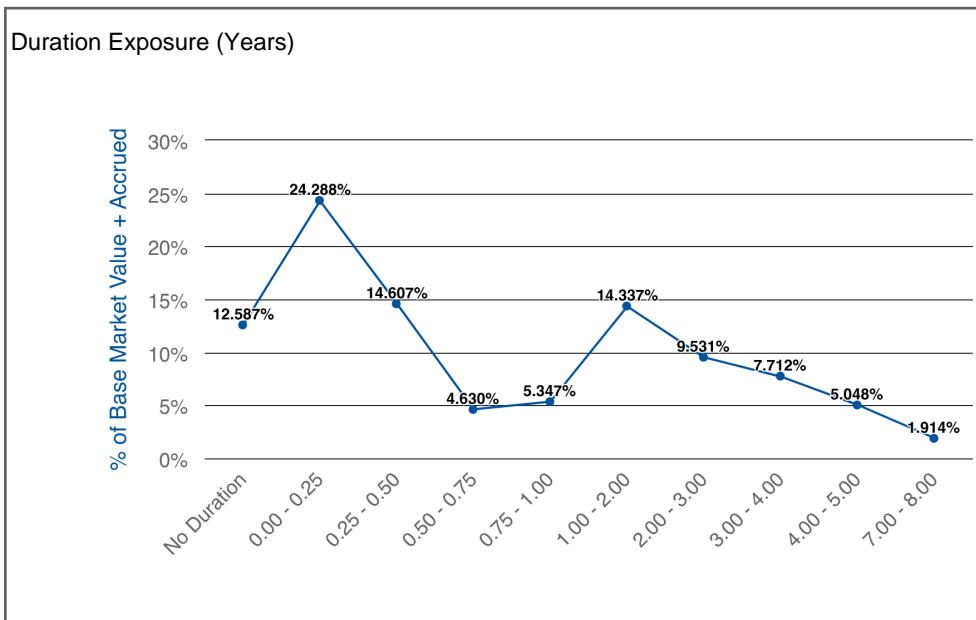
Dated: 04/16/2026



Credit Duration

Rating	0 - 1	1 - 2	2 - 3	3 - 4	4 - 5	5 - 7	7 - 10	10 - 15	15 - 30
AAA	33.655%	1.084%	0.306%	0.092%	0.106%	0.000%	0.000%	0.000%	0.000%
AA	12.402%	10.694%	7.329%	6.650%	4.297%	0.000%	0.000%	0.000%	0.000%
A	1.456%	1.711%	1.529%	0.971%	0.645%	0.000%	0.000%	0.000%	0.000%
BBB	0.000%	0.000%	0.000%	0.000%	0.000%	0.000%	0.000%	0.000%	0.000%
BB	0.000%	0.000%	0.000%	0.000%	0.000%	0.000%	0.000%	0.000%	0.000%
B	0.000%	0.000%	0.000%	0.000%	0.000%	0.000%	0.000%	0.000%	0.000%
CCC	0.000%	0.000%	0.000%	0.000%	0.000%	0.000%	0.000%	0.000%	0.000%
CC	0.000%	0.000%	0.000%	0.000%	0.000%	0.000%	0.000%	0.000%	0.000%
C	0.000%	0.000%	0.000%	0.000%	0.000%	0.000%	0.000%	0.000%	0.000%
NA	1.360%	0.848%	0.366%	0.000%	0.000%	0.000%	1.914%	0.000%	0.000%

Note: All securities' rating requirements are in compliance with the investment policy and California Government Code



Top 10 Issuers

Description	Market Value + Accrued	% of Market Value + Accrued
UNITED STATES TREASURY	1,401,366,122.82	29.795%
FEDERAL HOME LOAN BANKS	543,473,041.94	11.555%
CAMP	511,724,099.17	10.880%
FIRST AMER:GVT OBLG V	279,427,163.71	5.941%
BLKRK LQ:TREAS INSTL	234,420,057.07	4.984%
BLKRK LQ:T-FUND INSTL	188,971,864.67	4.018%
MassMutual GIC 4.55 10/01/2035	90,011,375.00	1.914%
MORG STAN I LQ:GV I	68,789,293.56	1.463%
FEDERAL NATIONAL MORTGAGE ASSOCIATION	65,585,538.44	1.394%
LAIF	61,749,184.96	1.313%

Portfolio Management

Base Currency: USD As of 03/31/2026

MTC

Dated: 04/16/2026

Security Type	Original Units	Original Cost	Market Value + Accrued	Days to Final Maturity	Yield	% of Market Value + Accrued
MMFUND	1,345,081,663	1,345,081,663	1,345,081,663	0	3.635	28.60%
US GOV	1,157,895,000	1,144,532,895	1,159,074,833	850	3.833	24.64%
CORP	569,151,000	566,773,579	572,486,997	1314	4.329	12.17%
AGCY BOND	412,400,000	412,278,476	410,994,986	691	3.944	8.74%
AGCY DISC	281,400,000	276,031,998	278,624,736	99	3.683	5.92%
ABS	261,983,000	262,309,328	262,599,320	1039	4.080	5.58%
T-BILL	244,000,000	238,951,453	242,291,290	71	3.590	5.15%
CP	203,665,000	198,247,903	200,988,967	120	3.864	4.27%
FHLMC	138,073,000	134,237,090	135,049,044	1389	4.170	2.87%
MUNI	59,275,000	50,061,753	50,773,554	304	3.913	1.08%
SUPRANATIONAL	21,325,000	21,289,503	21,463,209	878	4.101	0.46%
VRDN	15,700,000	15,700,000	15,760,778	10077	3.620	0.34%
FHLMC CMO	8,380,000	8,341,761	8,336,882	1647	4.244	0.18%
YANKEE	7,000,000	6,979,960	7,154,452	1146	4.374	0.15%
CASH	-7,284,628**	-7,284,628**	-7,284,628**	0	0.000	-0.15%
---	4,718,044,034	4,673,532,733	4,703,396,082	588	3.859	100.00%

* Grouped by: Security Type. * Groups Sorted by: % of Market Value + Accrued. * Weighted by: Market Value + Accrued. * Holdings Displayed by: Position.

**Pending Securities Purchase Transactions Settlement Date 04/06/2026

Investment Report Holding

Base Currency: USD As of 03/31/2026

MTC

Dated: 04/16/2026

CUSIP	Description	Final Maturity	Original Units	Original Cost	Market Value + Accrued	Yield
CAMP-PFM	CAMP	03/31/2026	511,724,099.17	511,724,099.17	511,724,099.17	3.800
MTC LAIF	LAIF	03/31/2026	32,009,040.90	32,009,040.90	32,009,040.90	3.820
MTC-SAFE LAIF	LAIF	03/31/2026	4,603,570.09	4,603,570.09	4,603,570.09	3.820
BATA LAIF	LAIF	03/31/2026	25,136,573.97	25,136,573.97	25,136,573.97	3.820
31846V443	FIRST AMER:GVT OBLG V	03/31/2026	279,427,163.71	279,427,163.71	279,427,163.71	3.430
09248U718	BLKRK LQ:T-FUND INSTL	03/31/2026	188,971,864.67	188,971,864.67	188,971,864.67	3.550
X9USDPLYT	BLKRK LQ:TREAS INSTL	03/31/2026	234,420,057.07	234,420,057.07	234,420,057.07	3.560
61747C707	MORG STAN I LQ:GV I	03/31/2026	68,789,293.56	68,789,293.56	68,789,293.56	3.570
CCYUSD	---	03/31/2026	-7,284,628.50	-7,284,628.49	-7,284,628.49	0.000
45685RD61	ING (U.S.) Funding LLC	04/06/2026	14,000,000.00	13,561,100.00	13,992,860.00	3.062
313385VJ2	FEDERAL HOME LOAN BANKS	04/10/2026	35,000,000.00	33,913,600.00	34,965,000.00	3.654
13607FDD5	Canadian Imperial Holdings, Inc.	04/13/2026	10,615,000.00	10,280,279.56	10,601,837.40	3.438
912797TH0	UNITED STATES TREASURY	04/14/2026	12,000,000.00	11,934,750.00	11,984,280.00	3.420
91282CGV7	UNITED STATES TREASURY	04/15/2026	15,040,000.00	14,756,825.00	15,300,157.29	3.710
79727LBT5	SAN DIEGO CALIF CONVENTION CTR EXPANSION FING AUTH	04/15/2026	5,000,000.00	4,847,150.00	5,041,561.38	3.862
912797QD2	UNITED STATES TREASURY	04/16/2026	47,000,000.00	46,603,829.17	46,929,030.00	3.450
912797TJ6	UNITED STATES TREASURY	04/21/2026	10,000,000.00	9,973,927.78	9,979,800.00	3.518
977100GG5	WISCONSIN ST GEN FD ANNUAL APPROPRIATION REV	05/01/2026	1,245,000.00	1,222,739.40	1,259,859.07	3.827
06406FAC7	BANK OF NEW YORK MELLON CORP	05/04/2026	2,000,000.00	1,955,440.00	2,021,386.66	3.569
55078UE67	LVMH Moët Hennessy Louis Vuitton Inc.	05/06/2026	5,000,000.00	4,889,166.67	4,981,400.00	3.734
912797SP3	UNITED STATES TREASURY	05/07/2026	25,000,000.00	24,894,125.00	24,909,000.00	3.604
912797QN0	UNITED STATES TREASURY	05/14/2026	30,000,000.00	28,969,600.00	29,869,500.00	3.624
913366JA9	UNIV CALIF REGTS MED CTR POOLED REV	05/15/2026	1,785,000.00	1,736,680.05	1,798,315.30	3.840
89236TMD4	TOYOTA MOTOR CREDIT CORP	05/15/2026	10,000,000.00	10,096,000.00	10,207,144.44	4.237
912797SX6	UNITED STATES TREASURY	06/04/2026	20,000,000.00	19,859,416.60	19,871,600.00	3.628
313385XS0	FEDERAL HOME LOAN BANKS	06/05/2026	50,000,000.00	49,470,736.11	49,669,500.00	3.680
313589XX6	FEDERAL NATIONAL MORTGAGE ASSOCIATION	06/10/2026	2,400,000.00	2,380,248.00	2,382,936.00	3.681
912797QX8	UNITED STATES TREASURY	06/11/2026	10,000,000.00	9,637,083.30	9,929,100.00	3.620
2546R3FC3	The Walt Disney Company	06/12/2026	5,175,000.00	5,105,077.12	5,134,635.00	3.877
91282CHH7	UNITED STATES TREASURY	06/15/2026	10,000,000.00	9,988,671.88	10,129,256.86	3.695
24422EVR7	JOHN DEERE CAPITAL CORP	06/17/2026	7,250,000.00	6,902,290.00	7,226,244.16	4.052
62479MFJ7	MUFG Bank, Ltd., New York Branch	06/18/2026	10,000,000.00	9,711,900.00	9,915,500.00	3.883
22533UFJ7	Credit Agricole Corporate And Investment Bank, New	06/18/2026	15,000,000.00	14,571,075.00	14,873,250.00	3.883
3130AMPT3	FEDERAL HOME LOAN BANKS	06/23/2026	5,000,000.00	5,000,000.00	4,983,069.44	3.760
3130AMU75	FEDERAL HOME LOAN BANKS	06/26/2026	10,000,000.00	10,000,000.00	9,961,288.89	3.772
45685RG19	ING (U.S.) Funding LLC	07/01/2026	12,500,000.00	12,173,625.00	12,376,750.00	3.897
313385ZA7	FEDERAL HOME LOAN BANKS	07/07/2026	28,000,000.00	27,543,440.68	27,725,600.00	3.686
912797RF6	UNITED STATES TREASURY	07/09/2026	38,000,000.00	36,720,904.04	37,623,420.00	3.653
313385ZC3	FEDERAL HOME LOAN BANKS	07/09/2026	46,000,000.00	44,761,122.56	45,540,000.00	3.687
63873KGA9	Natixis, New York Branch	07/10/2026	10,000,000.00	9,727,502.70	9,891,700.00	3.902
91282CHM6	UNITED STATES TREASURY	07/15/2026	5,000,000.00	4,986,328.13	5,057,737.57	3.740
313385ZK5	FEDERAL HOME LOAN BANKS	07/16/2026	35,000,000.00	34,605,822.30	34,625,500.00	3.689
78015DGH7	Royal Bank of Canada New York Branch	07/17/2026	25,250,000.00	24,553,794.38	24,957,352.50	3.909
13607FGH3	Canadian Imperial Holdings, Inc.	07/17/2026	12,625,000.00	12,397,311.63	12,478,676.25	3.909
06054PGL4	BofA Securities, Inc.	07/20/2026	20,000,000.00	19,439,583.33	19,761,600.00	3.913
3130AN3F5	FEDERAL HOME LOAN BANKS	07/21/2026	20,000,000.00	20,000,000.00	19,877,611.11	3.777
574193BD9	MARYLAND ST	08/01/2026	10,270,000.00	10,231,590.20	10,351,612.26	3.779
94988J6D4	WELLS FARGO BANK NA	08/07/2026	10,500,000.00	10,631,774.99	10,621,012.49	4.146
313385B54	FEDERAL HOME LOAN BANKS	08/11/2026	5,000,000.00	4,930,616.65	4,933,600.00	3.694
3130ANBR0	FEDERAL HOME LOAN BANKS	08/12/2026	11,000,000.00	11,000,000.00	10,906,270.83	3.817
3130ANEL0	FEDERAL HOME LOAN BANKS	08/12/2026	16,100,000.00	16,100,000.00	15,958,720.89	3.819
313385B88	FEDERAL HOME LOAN BANKS	08/14/2026	20,000,000.00	19,716,433.40	19,728,400.00	3.695

Investment Report Holding

Base Currency: USD As of 03/31/2026

MTC

Dated: 04/16/2026

CUSIP	Description	Final Maturity	Original Units	Original Cost	Market Value + Accrued	Yield
62479MHH9	MUFG Bank, Ltd., New York Branch	08/17/2026	12,000,000.00	11,659,266.67	11,819,280.00	3.960
3130ANPF1	FEDERAL HOME LOAN BANKS	08/25/2026	11,000,000.00	11,000,000.00	10,893,300.00	3.711
3130ANHQ6	FEDERAL HOME LOAN BANKS	08/26/2026	13,000,000.00	13,000,000.00	12,867,558.89	3.810
48133WM39	JPMORGAN CHASE FINANCIAL COMPANY LLC	08/28/2026	10,000,000.00	10,088,800.00	10,077,300.00	4.391
912797RS8	UNITED STATES TREASURY	09/03/2026	52,000,000.00	50,357,816.66	51,195,560.00	3.676
313385E51	FEDERAL HOME LOAN BANKS	09/04/2026	40,000,000.00	39,154,644.40	39,374,800.00	3.691
313385E93	FEDERAL HOME LOAN BANKS	09/08/2026	20,000,000.00	19,555,333.40	19,679,400.00	3.693
91282CHY0	UNITED STATES TREASURY	09/15/2026	119,999,999.99	122,197,656.33	120,721,985.86	3.753
02582JKD1	AMXCA 2023-3 A	09/15/2026	13,000,000.00	13,170,367.14	13,105,487.77	3.953
64953BBF4	NEW YORK LIFE GLOBAL FUNDING	09/18/2026	1,841,000.00	1,867,878.60	1,855,485.09	4.146
3130ANYN4	FEDERAL HOME LOAN BANKS	09/30/2026	5,300,000.00	5,300,000.00	5,228,862.22	3.740
91282CLP4	UNITED STATES TREASURY	09/30/2026	3,000,000.00	2,973,398.44	2,996,176.89	3.779
46625HRV4	JPMORGAN CHASE & CO	10/01/2026	8,000,000.00	7,807,520.00	8,075,760.00	4.027
3130APEA9	FEDERAL HOME LOAN BANKS	10/14/2026	5,300,000.00	5,300,000.00	5,254,826.33	3.880
87166PAL5	SYNIT 2023-2 A	10/15/2026	6,500,000.00	6,638,378.89	6,573,392.22	4.110
2546R3KU7	The Walt Disney Company	10/28/2026	21,325,000.00	20,832,037.08	20,827,487.75	4.076
13077DMM1	CALIFORNIA ST UNIV REV	11/01/2026	2,250,000.00	2,120,625.00	2,224,893.75	3.901
3130APKQ7	FEDERAL HOME LOAN BANKS	11/10/2026	8,500,000.00	8,500,000.00	8,410,374.58	3.840
912828U24	UNITED STATES TREASURY	11/15/2026	15,000,000.00	14,751,562.50	14,951,235.91	3.767
05522RDH8	BACCT 2023-2 A	11/16/2026	6,578,000.00	6,655,085.94	6,634,395.38	3.962
53948BLH0	Lloyds Bank Corporate Markets plc	11/17/2026	16,800,000.00	16,343,964.00	16,369,584.00	4.098
3130APQK4	FEDERAL HOME LOAN BANKS	11/18/2026	20,840,000.00	20,840,000.00	20,625,291.85	3.825
3130APQW8	FEDERAL HOME LOAN BANKS	11/24/2026	13,300,000.00	13,300,000.00	13,173,938.17	3.830
857449AC6	STATE STREET BANK AND TRUST CO	11/25/2026	7,789,000.00	7,809,796.63	7,948,510.93	3.895
91282CLY5	UNITED STATES TREASURY	11/30/2026	10,000,000.00	10,007,031.25	10,175,745.05	3.734
17325FBC1	CITIBANK NA	12/04/2026	7,000,000.00	7,124,250.00	7,179,802.00	4.127
22533UM42	Credit Agricole Corporate And Investment Bank, New	12/04/2026	13,375,000.00	13,002,220.17	13,007,053.75	4.106
48125LRU8	JPMORGAN CHASE BANK NA	12/08/2026	3,000,000.00	3,031,530.00	3,064,919.16	4.155
91282CJP7	UNITED STATES TREASURY	12/15/2026	4,425,000.00	4,447,470.70	4,500,891.30	3.749
59217GBY4	METROPOLITAN LIFE GLOBAL FUNDING I	12/18/2026	12,350,000.00	12,284,475.50	12,398,545.79	4.297
91282CME8	UNITED STATES TREASURY	12/31/2026	10,000,000.00	9,991,015.63	10,141,937.01	3.765
89236TMY8	TOYOTA MOTOR CREDIT CORP	01/08/2027	2,500,000.00	2,500,000.00	2,535,988.89	4.087
91282CJT9	UNITED STATES TREASURY	01/15/2027	3,975,000.00	3,958,851.56	4,016,211.96	3.740
3130AQJG9	FEDERAL HOME LOAN BANKS	01/28/2027	10,000,000.00	10,000,000.00	9,855,675.00	3.800
91282CMH1	UNITED STATES TREASURY	01/31/2027	10,000,000.00	9,983,984.38	10,099,270.16	3.741
912828V98	UNITED STATES TREASURY	02/15/2027	10,900,000.00	10,711,687.51	10,789,166.88	3.762
91282CKA8	UNITED STATES TREASURY	02/15/2027	10,000,000.00	9,975,781.25	10,082,377.62	3.758
3134HCRW1	FEDERAL HOME LOAN MORTGAGE CORP	02/19/2027	10,000,000.00	10,000,000.00	10,058,711.11	3.803
45950VSW7	INTERNATIONAL FINANCE CORP	02/22/2027	10,000,000.00	10,079,700.00	10,055,091.67	4.343
3130AQV42	FEDERAL HOME LOAN BANKS	02/25/2027	47,000,000.00	47,000,000.00	46,358,450.00	3.795
24422EWD7	JOHN DEERE CAPITAL CORP	03/08/2027	10,739,000.00	10,556,007.44	10,582,977.24	4.112
24422EVF3	JOHN DEERE CAPITAL CORP	03/09/2027	6,205,000.00	6,046,710.45	6,077,049.45	4.128
3134HBN98	FEDERAL HOME LOAN MORTGAGE CORP	03/12/2027	5,000,000.00	4,991,950.00	5,003,150.00	3.736
857477CL5	STATE STREET CORP	03/18/2027	10,325,000.00	10,463,871.25	10,414,239.26	4.196
89236TJZ9	TOYOTA MOTOR CREDIT CORP	03/22/2027	10,000,000.00	9,903,300.00	9,900,625.00	4.181
91282CEF4	UNITED STATES TREASURY	03/31/2027	1,730,000.00	1,669,720.31	1,709,790.67	3.708
64952WEQ2	NEW YORK LIFE GLOBAL FUNDING	04/07/2027	14,200,000.00	14,087,394.00	14,301,222.33	4.120
34528QA3	FORDF 2024-1 A1	04/15/2027	3,000,000.00	3,040,195.31	3,041,763.33	4.174
3130ARMM0	FEDERAL HOME LOAN BANKS	04/28/2027	43,500,000.00	43,500,000.00	43,828,968.75	3.847
91282CEN7	UNITED STATES TREASURY	04/30/2027	7,980,000.00	7,692,739.06	7,985,751.34	3.778
912828X88	UNITED STATES TREASURY	05/15/2027	10,000,000.00	9,731,250.00	9,932,482.60	3.817
91282CKR1	UNITED STATES TREASURY	05/15/2027	6,500,000.00	6,544,296.87	6,658,407.51	3.823

Investment Report Holding

Base Currency: USD As of 03/31/2026

MTC

Dated: 04/16/2026

CUSIP	Description	Final Maturity	Original Units	Original Cost	Market Value + Accrued	Yield
91412GM69	UNIVERSITY CALIF REVS	05/15/2027	1,000,000.00	977,950.00	998,566.22	3.877
532457BP2	ELI LILLY AND CO	05/15/2027	4,974,000.00	4,934,556.18	4,982,710.03	4.014
91412HGF4	UNIVERSITY CALIF REVS	05/15/2027	2,500,000.00	2,414,200.00	2,441,953.89	3.897
17325FBN7	CITIBANK NA	05/29/2027	2,500,000.00	2,528,550.00	2,548,718.89	4.193
68607LXQ5	OREGON	06/01/2027	20,000,000.00	11,303,583.94	11,386,256.12	4.087
58933YBC8	MERCK & CO INC	06/10/2027	13,873,000.00	13,456,255.08	13,581,828.85	3.974
91282CKV2	UNITED STATES TREASURY	06/15/2027	19,100,000.00	19,333,097.64	19,538,831.41	3.819
91282CEW7	UNITED STATES TREASURY	06/30/2027	10,000,000.00	9,790,234.38	10,012,198.89	3.821
91282CKZ3	UNITED STATES TREASURY	07/15/2027	13,475,000.00	13,574,483.40	13,690,398.99	3.827
02589BAE0	AMXCA 2024-3 A	07/15/2027	3,000,000.00	3,005,859.38	3,028,640.00	4.078
576004HD0	MASSACHUSETTS (COMMONWEALTH OF)	07/15/2027	14,075,000.00	14,082,741.25	14,140,151.61	3.920
91282CFB2	UNITED STATES TREASURY	07/31/2027	45,075,000.00	41,922,474.62	44,648,140.84	3.834
68442CDA1	ORANGE CNTY CALIF WTR DIST REV	08/15/2027	1,150,000.00	1,124,493.00	1,130,384.39	3.812
91282CFH9	UNITED STATES TREASURY	08/31/2027	11,000,000.00	10,903,750.00	10,921,211.30	3.847
14913R2G1	CATERPILLAR FINANCIAL SERVICES CORP	09/14/2027	10,000,000.00	9,540,000.00	9,601,394.44	3.988
91282CFM8	UNITED STATES TREASURY	09/30/2027	22,100,000.00	21,998,863.29	22,193,100.77	3.841
64952WFJ7	NEW YORK LIFE GLOBAL FUNDING	10/01/2027	1,000,000.00	982,590.00	1,014,490.00	4.248
91282CLQ2	UNITED STATES TREASURY	10/15/2027	7,100,000.00	7,089,738.28	7,231,453.77	3.832
05613MAD1	BMWLT 2024-2 A3	10/25/2027	2,070,000.00	2,055,041.02	2,072,725.50	4.049
91282CAU5	UNITED STATES TREASURY	10/31/2027	8,000,000.00	7,209,375.00	7,609,595.58	3.845
91282CLX7	UNITED STATES TREASURY	11/15/2027	10,000,000.00	9,991,406.25	10,199,111.87	3.847
58769JAZ0	MERCEDES-BENZ FINANCE NORTH AMERICA LLC	11/15/2027	3,000,000.00	3,013,530.00	3,084,213.33	4.281
17325FBL1	CITIBANK NA	11/19/2027	2,500,000.00	2,505,450.00	2,552,796.66	4.344
91282CFZ9	UNITED STATES TREASURY	11/30/2027	14,475,000.00	14,326,857.42	14,671,536.30	3.836
91282CAY7	UNITED STATES TREASURY	11/30/2027	6,965,000.00	6,565,587.11	6,621,519.49	3.837
91282CMB4	UNITED STATES TREASURY	12/15/2027	10,000,000.00	9,901,562.50	10,144,582.41	3.832
91282CGC9	UNITED STATES TREASURY	12/31/2027	14,025,000.00	13,950,492.19	14,171,435.33	3.831
24422EXZ7	JOHN DEERE CAPITAL CORP	01/07/2028	8,970,000.00	8,967,309.00	9,149,310.29	4.105
91282CMF5	UNITED STATES TREASURY	01/15/2028	10,000,000.00	9,967,187.50	10,159,926.51	3.835
44935WAD9	HALST 2025-A A3	01/18/2028	1,965,000.00	1,964,852.82	1,980,674.15	3.940
58770JAD6	MBALT 2024-A A3	01/18/2028	3,000,000.00	2,855,731.69	2,847,366.03	3.957
46647PEA0	JPMORGAN CHASE & CO	01/23/2028	2,600,000.00	2,614,378.00	2,637,934.00	4.389
95000U3R2	WELLS FARGO & CO	01/24/2028	1,125,000.00	1,125,000.00	1,139,343.12	4.433
3133EWBB5	FEDERAL FARM CREDIT BANKS FUNDING CORP	01/27/2028	20,000,000.00	20,000,000.00	20,050,177.78	3.876
91282CGH8	UNITED STATES TREASURY	01/31/2028	6,980,000.00	6,864,637.51	6,980,705.70	3.822
89115A3E0	TORONTO-DOMINION BANK	01/31/2028	2,665,000.00	2,665,000.00	2,708,404.04	4.396
9128283W8	UNITED STATES TREASURY	02/15/2028	84,500,000.00	82,812,262.50	83,165,793.95	3.818
91282CMN8	UNITED STATES TREASURY	02/15/2028	10,000,000.00	9,959,765.60	10,129,431.49	3.821
36271VAD9	GMALT 2025-1 A3	02/21/2028	1,675,000.00	1,674,802.35	1,684,319.51	4.051
89239NAD7	TLOT 2025-A A3	02/22/2028	2,645,000.00	2,644,965.35	2,662,011.02	4.063
17275RBW1	CISCO SYSTEMS INC	02/24/2028	620,000.00	619,330.40	629,173.76	3.966
857477CU5	STATE STREET CORP	02/28/2028	3,000,000.00	3,000,000.00	3,032,574.00	4.151
91282CGP0	UNITED STATES TREASURY	02/29/2028	16,090,000.00	15,961,665.43	16,198,740.41	3.819
69371RT63	PACCAR FINANCIAL CORP	03/03/2028	5,675,000.00	5,671,538.25	5,737,475.44	4.140
14913JAY6	CATERPILLAR FINANCIAL SERVICES CORP	03/03/2028	8,000,000.00	8,064,170.00	8,066,817.77	4.129
00287YED7	ABBVIE INC	03/03/2028	895,000.00	894,695.70	891,519.57	4.141
3133EWGK0	FEDERAL FARM CREDIT BANKS FUNDING CORP	03/09/2028	15,000,000.00	14,908,050.00	14,963,075.00	3.882
63743HFG2	NATIONAL RURAL UTILITIES COOPERATIVE FINANCE CORP	03/15/2028	2,500,000.00	2,500,350.00	2,527,633.33	4.300
57636QBF0	MASTERCARD INC	03/15/2028	1,460,000.00	1,458,890.40	1,476,209.24	4.042
79466LAQ7	SALESFORCE INC	03/15/2028	3,440,000.00	3,448,341.99	3,448,634.40	4.485
49177JAF9	KENVUE INC	03/22/2028	3,000,000.00	3,035,040.00	3,049,567.50	4.204
007903BJ5	ADVANCED MICRO DEVICES INC	03/24/2028	1,125,000.00	1,125,000.00	1,133,054.78	3.971

Investment Report Holding

Base Currency: USD As of 03/31/2026

MTC

Dated: 04/16/2026

CUSIP	Description	Final Maturity	Original Units	Original Cost	Market Value + Accrued	Yield
3130BA4H7	FEDERAL HOME LOAN BANKS	03/24/2028	10,000,000.00	10,000,000.00	10,013,118.05	3.966
91282CGT2	UNITED STATES TREASURY	03/31/2028	8,050,000.00	7,979,089.84	8,021,575.79	3.815
91282CBS9	UNITED STATES TREASURY	03/31/2028	6,620,000.00	6,279,159.38	6,295,978.49	3.817
05565EAY1	BMW US CAPITAL LLC	04/12/2028	3,000,000.00	2,915,310.00	3,012,432.50	4.450
91282CMW8	UNITED STATES TREASURY	04/15/2028	15,000,000.00	15,049,609.37	15,239,065.38	3.820
448984AD6	HALST 2024-C A3	04/17/2028	6,000,000.00	6,002,226.56	6,030,319.99	4.041
38141GC77	GOLDMAN SACHS GROUP INC	04/23/2028	1,225,000.00	1,225,000.00	1,257,533.48	4.457
17252MAR1	CINTAS CORPORATION NO 2	05/01/2028	905,000.00	903,841.60	919,299.00	4.285
459058LT8	INTERNATIONAL BANK FOR RECONSTRUCTION AND DEVELOPM	05/05/2028	2,075,000.00	2,070,393.50	2,097,682.63	3.813
231021AY2	CUMMINS INC	05/09/2028	155,000.00	154,891.50	157,816.95	4.176
40428HR95	HSBC USA INC	06/03/2028	2,250,000.00	2,249,924.25	2,298,311.24	4.344
254683CZ6	DCENT 2023-2 A	06/15/2028	10,070,000.00	10,139,624.58	10,112,909.39	3.895
91282CHK0	UNITED STATES TREASURY	06/30/2028	10,000,000.00	9,957,812.50	10,142,352.48	3.802
50117BAC4	KCOT 241 A3	07/17/2028	3,000,000.00	2,782,017.90	2,781,885.60	4.213
06051GGR4	BANK OF AMERICA CORP	07/21/2028	2,500,000.00	2,428,025.00	2,490,590.97	4.446
69353RFZ6	PNC BANK NA (DELAWARE)	07/21/2028	2,500,000.00	2,515,175.00	2,520,579.86	4.424
95000U3A9	WELLS FARGO & CO	07/25/2028	2,000,000.00	1,990,280.00	2,025,929.33	4.475
91282CHQ7	UNITED STATES TREASURY	07/31/2028	15,600,000.00	15,523,281.25	15,813,825.45	3.813
9128284V9	UNITED STATES TREASURY	08/15/2028	5,975,000.00	5,619,767.58	5,870,341.27	3.810
14041NFV8	COMET 2019-3 A	08/15/2028	3,000,000.00	2,889,726.56	2,980,906.66	4.008
539830CK3	LOCKHEED MARTIN CORP	08/15/2028	315,000.00	314,599.95	316,900.32	4.116
3137FJEH8	FHMS K-081 A2	08/25/2028	4,902,000.00	4,775,620.31	4,889,107.74	4.075
592179KR5	METROPOLITAN LIFE GLOBAL FUNDING I	08/25/2028	1,650,000.00	1,649,868.00	1,651,765.50	4.285
63743HFZ0	NATIONAL RURAL UTILITIES COOPERATIVE FINANCE CORP	08/25/2028	1,005,000.00	1,003,874.40	1,005,884.40	4.293
91282CHX2	UNITED STATES TREASURY	08/31/2028	23,154,999.99	23,386,146.68	23,532,527.16	3.827
74456QB3	PUBLIC SERVICE ELECTRIC AND GAS CO	09/01/2028	5,000,000.00	4,825,050.00	4,946,208.33	4.256
161571HT4	CHAIT 2023-1 A	09/15/2028	18,010,000.00	18,222,663.63	18,148,917.13	3.965
14041NGF2	COMET 2025-1 A	09/15/2028	1,810,000.00	1,809,656.82	1,802,140.58	4.109
3137FJXV6	FHMS K-083 A2	09/25/2028	3,900,000.00	3,852,316.41	3,902,866.50	4.077
3137FJKE8	FHMS K-082 A2	09/25/2028	4,175,000.00	4,102,100.59	4,165,717.58	4.075
3137H4BY5	FHMS K-746 A2	09/25/2028	4,000,000.00	3,714,843.75	3,812,090.00	4.107
3136GAUK3	FEDERAL NATIONAL MORTGAGE ASSOCIATION	09/25/2028	5,000,000.00	5,000,000.00	4,983,275.00	3.919
17325FBB3	CITIBANK NA	09/29/2028	3,000,000.00	3,076,320.00	3,116,137.16	4.116
91282CJA0	UNITED STATES TREASURY	09/30/2028	22,400,000.00	22,590,531.24	22,831,566.59	3.815
91282CPC9	UNITED STATES TREASURY	10/15/2028	15,450,000.00	15,464,199.21	15,579,530.42	3.823
73329KAD8	PILOT 251 A3	10/20/2028	450,000.00	449,951.81	453,509.37	4.068
096912AE0	BMWLT 2025-1 A4	10/25/2028	660,000.00	659,940.01	663,615.70	4.196
14913UBD1	CATERPILLAR FINANCIAL SERVICES CORP	11/14/2028	5,785,000.00	5,781,933.95	5,844,249.65	4.143
9128285M8	UNITED STATES TREASURY	11/15/2028	9,275,000.00	8,828,530.51	9,223,121.74	3.828
50117DAC0	KCOT 2024-2 A3	11/15/2028	5,165,000.00	5,223,164.25	5,236,007.26	4.090
361886DK7	GFORT 243 A1	11/15/2028	3,000,000.00	3,000,937.50	3,015,840.00	4.200
47800RAD5	JDOT 2024 A3	11/15/2028	3,000,000.00	2,461,752.04	2,466,692.17	4.207
023135CS3	AMAZON.COM INC	11/20/2028	4,625,000.00	4,623,982.50	4,670,887.71	4.071
3137FKSH0	FHMS K-086 A2	11/25/2028	5,000,000.00	4,876,562.50	4,979,679.16	4.080
3137HBLV4	FHMS K-514 A2	12/25/2028	4,000,000.00	4,066,406.25	4,049,960.00	4.124
91282CJR3	UNITED STATES TREASURY	12/31/2028	15,525,000.00	15,327,977.54	15,640,456.24	3.825
61690DK72	MORGAN STANLEY BANK NA	01/12/2029	2,500,000.00	2,496,275.00	2,554,268.33	4.381
161571HV9	CHAIT 241 A	01/16/2029	11,850,000.00	11,906,542.98	11,927,907.16	4.035
61744YAP3	MORGAN STANLEY	01/24/2029	4,000,000.00	3,891,640.00	3,974,480.44	4.547
46647PEU6	JPMORGAN CHASE & CO	01/24/2029	995,000.00	995,000.00	1,012,579.02	4.417
78017DAA6	ROYAL BANK OF CANADA	01/24/2029	4,550,000.00	4,550,000.00	4,634,404.39	4.486
693475CG8	PNC FINANCIAL SERVICES GROUP INC	01/26/2029	1,200,000.00	1,200,000.00	1,202,493.17	4.351

Investment Report Holding

Base Currency: USD As of 03/31/2026

MTC

Dated: 04/16/2026

CUSIP	Description	Final Maturity	Original Units	Original Cost	Market Value + Accrued	Yield
06368MJG0	BANK OF MONTREAL	01/27/2029	4,000,000.00	3,998,680.10	4,071,463.99	4.451
756109CW2	REALTY INCOME CORP	02/01/2029	3,000,000.00	2,999,730.00	2,984,980.00	4.388
025816EN5	AMERICAN EXPRESS CO	02/09/2029	1,125,000.00	1,125,000.00	1,124,200.59	4.393
9128286B1	UNITED STATES TREASURY	02/15/2029	31,430,000.00	29,596,209.39	30,511,084.90	3.827
91282CQA2	UNITED STATES TREASURY	02/15/2029	25,000,000.00	24,844,532.50	24,892,020.72	3.820
92970QAA3	WFCIT 2024-1 A	02/15/2029	17,500,000.00	17,766,601.65	17,680,522.22	4.014
02079KBJ5	ALPHABET INC	02/15/2029	3,055,000.00	3,043,910.35	3,043,828.88	4.018
3137FLMV3	FHMS K-090 A2	02/25/2029	5,000,000.00	4,763,281.25	4,918,208.33	4.085
14913UAJ9	CATERPILLAR FINANCIAL SERVICES CORP	02/27/2029	3,000,000.00	2,993,430.00	3,066,451.66	4.200
91282CKD2	UNITED STATES TREASURY	02/28/2029	4,925,000.00	4,909,224.61	4,999,740.08	3.829
023135DC7	AMAZON.COM INC	03/13/2029	2,730,000.00	2,729,699.70	2,721,673.50	4.183
89236TPQ2	TOYOTA MOTOR CREDIT CORP	03/13/2029	2,635,000.00	2,634,051.40	2,624,525.87	4.268
79466LAR5	SALESFORCE INC	03/15/2029	4,000,000.00	3,999,120.00	4,017,580.00	4.572
43813YAC6	HAROT 2024-3 A3	03/21/2029	2,475,000.00	2,383,480.77	2,397,731.67	4.185
3137FLN91	FHMS K-091 A2	03/25/2029	8,000,000.00	7,699,570.31	7,885,846.66	4.086
3137H74P5	FHMS K-749 A2	03/26/2029	4,000,000.00	3,696,718.75	3,797,626.66	4.115
91282CKG5	UNITED STATES TREASURY	03/31/2029	31,999,999.99	31,992,328.12	32,269,846.54	3.829
02582JKH2	AMXCA 2024-1 A	04/16/2029	3,000,000.00	3,041,835.94	3,046,453.33	3.956
06405LAH4	BANK OF NEW YORK MELLON	04/20/2029	1,525,000.00	1,525,610.00	1,568,095.18	4.362
95000U3T8	WELLS FARGO & CO	04/23/2029	2,000,000.00	2,039,500.00	2,060,965.55	4.523
3137FLYV0	FHMS K-092 A2	04/25/2029	5,000,000.00	4,732,421.88	4,895,891.66	4.088
91282CEM9	UNITED STATES TREASURY	04/30/2029	2,000,000.00	1,891,953.13	1,968,363.65	3.842
91282CKP5	UNITED STATES TREASURY	04/30/2029	12,900,000.00	13,044,621.09	13,442,830.57	3.838
98164JAE4	WOART 2023-A A4	05/15/2029	3,000,000.00	2,999,179.69	3,018,603.33	4.301
43816DAC9	HAROT 2024-4 A3	05/15/2029	4,015,000.00	3,997,978.91	4,030,555.89	4.146
05522RDJ4	BACCT 2024-1 A	05/15/2029	8,500,000.00	8,600,937.50	8,606,514.44	4.009
89236TMF9	TOYOTA MOTOR CREDIT CORP	05/16/2029	3,000,000.00	2,990,790.00	3,120,832.50	4.311
91282CKT7	UNITED STATES TREASURY	05/31/2029	12,900,000.00	12,980,121.09	13,344,565.18	3.843
477911AD3	JDOT 2024-C A3	06/15/2029	6,000,000.00	5,919,843.76	6,011,126.66	4.080
91282CKX8	UNITED STATES TREASURY	06/30/2029	6,000,000.00	6,031,406.25	6,136,762.21	3.849
87166PAK7	SYNIT 2023-1 A	07/16/2029	15,500,000.00	15,712,070.30	15,599,234.44	4.160
025816EJ4	AMERICAN EXPRESS CO	07/20/2029	4,000,000.00	4,037,840.00	4,031,484.55	4.437
06051GHM4	BANK OF AMERICA CORP	07/23/2029	4,000,000.00	3,943,480.00	4,015,949.77	4.456
3137HDXL9	FHMS K-526 A2	07/25/2029	2,792,000.00	2,844,677.19	2,830,657.57	4.146
14318WAE7	CARMX 2024-1 A4	08/15/2029	3,000,000.00	3,017,695.31	3,041,026.66	4.307
89240JAD3	TAOT 2025-A A3	08/15/2029	2,415,000.00	2,414,903.16	2,435,581.16	4.168
92868MAD1	VALET 2025-1 A3	08/20/2029	1,885,000.00	1,884,935.91	1,897,959.37	4.162
91282CFJ5	UNITED STATES TREASURY	08/31/2029	10,750,000.00	10,235,500.01	10,526,049.45	3.867
14041NGE5	COMET 2024-1 A	09/17/2029	7,735,000.00	7,765,516.97	7,739,503.49	4.028
43814VAC1	HAROT 2025-1 A3	09/21/2029	3,095,000.00	3,094,904.67	3,119,386.88	4.097
096924AD7	BMWOT 2025-A A3	09/25/2029	4,120,000.00	4,119,594.18	4,145,173.19	4.166
3137HH6C0	FHMS K-529 A2	09/25/2029	1,950,000.00	2,003,548.83	1,992,339.37	4.167
40139LBJ1	GUARDIAN LIFE GLOBAL FUNDING	09/26/2029	3,000,000.00	3,016,350.00	2,974,021.25	4.468
91282CFL0	UNITED STATES TREASURY	09/30/2029	10,675,000.00	10,461,083.01	10,676,984.20	3.873
92970QAE5	WFCIT 2024-2 A	10/15/2029	4,985,000.00	4,987,614.65	5,014,893.38	4.042
34535KAD0	FORDO 2025-A A3	10/15/2029	2,285,000.00	2,284,777.90	2,299,710.32	4.187
437921AD1	HAROT 252 A3	10/15/2029	840,000.00	839,906.17	842,095.33	4.138
459058LN1	INTERNATIONAL BANK FOR RECONSTRUCTION AND DEVELOPM	10/16/2029	4,250,000.00	4,180,810.00	4,327,010.00	3.864
21688ABH4	COOPERATIEVE RABOBANK UA (NEW YORK BRANCH)	10/17/2029	3,000,000.00	2,981,280.00	3,082,988.00	4.273
61748UAK8	MORGAN STANLEY	10/18/2029	4,205,000.00	4,207,430.00	4,232,980.42	4.606
38141GD27	GOLDMAN SACHS GROUP INC	10/21/2029	5,500,000.00	5,501,500.00	5,550,202.78	4.543
89788JAH2	TRUIST BANK	10/23/2029	4,165,000.00	4,157,042.00	4,200,954.13	4.533

Investment Report Holding

Base Currency: USD As of 03/31/2026

MTC

Dated: 04/16/2026

CUSIP	Description	Final Maturity	Original Units	Original Cost	Market Value + Accrued	Yield
91282CFT3	UNITED STATES TREASURY	10/31/2029	5,000,000.00	4,961,289.06	5,103,877.90	3.879
91282CLR0	UNITED STATES TREASURY	10/31/2029	20,575,000.00	20,622,656.25	21,100,083.09	3.877
89231HAD8	TAOT 2025-B A3	11/15/2029	1,115,000.00	1,114,936.11	1,121,320.81	4.146
05594BAD8	BAAT 2025-1 A3	11/20/2029	425,000.00	424,970.68	426,776.14	4.172
00287YBX6	ABBVIE INC	11/21/2029	2,000,000.00	1,941,220.00	1,951,251.11	4.276
857449AE2	STATE STREET BANK AND TRUST CO	11/23/2029	7,000,000.00	7,064,420.00	7,231,788.66	4.298
91282CMA6	UNITED STATES TREASURY	11/30/2029	10,000,000.00	10,003,906.25	10,221,055.49	3.879
26444HAH4	DUKE ENERGY FLORIDA LLC	12/01/2029	4,000,000.00	3,624,760.00	3,782,373.33	4.370
64952WFK4	NEW YORK LIFE GLOBAL FUNDING	12/05/2029	3,220,000.00	3,218,164.60	3,286,628.95	4.424
46647PAX4	JPMORGAN CHASE & CO	12/05/2029	4,000,000.00	3,963,200.00	4,062,181.33	4.402
05253JB59	AUSTRALIA AND NEW ZEALAND BANKING GROUP LTD (NEW Y	12/16/2029	2,500,000.00	2,488,425.00	2,563,226.04	4.265
362955AD8	GMCAR 2025-1 A3	12/17/2029	2,515,000.00	2,514,813.13	2,533,749.32	4.209
58773DAD6	MBART 2025-1 A3	12/17/2029	5,665,000.00	5,677,579.84	5,721,165.32	4.255
02582JKM1	AMXCA 2025-1 A	12/17/2029	7,295,000.00	7,293,379.79	7,368,144.53	4.101
65481GAD7	NAROT 2025-A A3	12/17/2029	3,180,000.00	3,179,389.44	3,206,475.26	4.154
90327HAC3	USAOT 25A A3	12/17/2029	4,085,000.00	4,084,010.17	4,083,102.74	4.107
448970AE3	HALST 2026-A A4	12/17/2029	995,000.00	994,843.39	991,639.11	4.308
91282CMD0	UNITED STATES TREASURY	12/31/2029	14,675,000.00	14,669,901.37	15,084,548.84	3.885
14913UAX8	CATERPILLAR FINANCIAL SERVICES CORP	01/08/2030	4,915,000.00	4,905,514.05	5,082,929.16	4.130
59217GFT1	METROPOLITAN LIFE GLOBAL FUNDING I	01/09/2030	7,160,000.00	7,103,250.40	7,301,919.15	4.645
89236TNA9	TOYOTA MOTOR CREDIT CORP	01/09/2030	3,440,000.00	3,432,638.40	3,534,582.80	4.476
57629TBV8	MASSMUTUAL GLOBAL FUNDING II	01/10/2030	3,900,000.00	3,898,128.00	3,985,205.25	4.635
66815L2U2	NORTHWESTERN MUTUAL GLOBAL FUNDING	01/13/2030	3,860,000.00	3,859,845.60	3,949,539.13	4.596
61747YFK6	MORGAN STANLEY	01/16/2030	2,000,000.00	1,984,500.00	2,049,694.16	4.627
00724PAJ8	ADOBE INC	01/17/2030	2,250,000.00	2,246,557.50	2,319,941.25	4.333
95000U3J0	WELLS FARGO & CO	01/23/2030	4,000,000.00	4,010,600.00	4,101,993.77	4.594
46647PEB8	JPMORGAN CHASE & CO	01/23/2030	2,000,000.00	1,999,500.00	2,046,914.22	4.474
3137HKXJ8	FHMS K-539 A2	01/25/2030	5,545,000.00	5,613,166.56	5,598,315.17	4.188
91282CMG3	UNITED STATES TREASURY	01/31/2030	20,000,000.00	20,039,531.24	20,394,083.97	3.890
63743HFX5	NATIONAL RURAL UTILITIES COOPERATIVE FINANCE CORP	02/07/2030	4,050,000.00	4,043,803.50	4,150,379.24	4.444
713448GB8	PEPSICO INC	02/07/2030	2,575,000.00	2,570,674.00	2,626,216.75	4.223
532457CV8	ELI LILLY AND CO	02/12/2030	6,000,000.00	6,002,849.99	6,147,511.66	4.226
3130B55W4	FEDERAL HOME LOAN BANKS	02/12/2030	3,000,000.00	2,997,750.00	3,034,485.83	4.146
912828Z94	UNITED STATES TREASURY	02/15/2030	4,550,000.00	4,043,279.30	4,172,098.11	3.879
427866BL1	HERSHEY CO	02/24/2030	2,185,000.00	2,182,784.40	2,230,190.04	4.296
3137HKPF5	FHMS K-537 A2	02/25/2030	1,785,000.00	1,784,980.36	1,803,442.02	4.193
3137HLXV9	FHMS K-541 A2	02/25/2030	2,470,000.00	2,469,911.08	2,488,360.33	4.190
3137HLJA1	FHMS K-540 A2	02/25/2030	4,000,000.00	4,035,625.00	4,057,043.33	4.159
91282CGQ8	UNITED STATES TREASURY	02/28/2030	5,000,000.00	4,999,023.44	5,036,341.30	3.894
571676AY1	MARS INC	03/01/2030	920,000.00	919,006.40	933,358.40	4.498
02665WYF2	AMERICAN HONDA FINANCE CORP	03/05/2030	3,400,000.00	3,397,008.00	3,410,120.66	4.813
02008KAC7	ALLYA 2025-1 A3	03/15/2030	615,000.00	614,912.18	615,430.50	4.046
92348KDY6	VZMT 2025-3 A1A	03/20/2030	2,265,000.00	2,264,902.61	2,278,245.84	4.061
92869QAD1	VALET 2025-2 A3	03/20/2030	1,065,000.00	1,064,821.29	1,060,801.53	4.195
3136GCYB5	FEDERAL NATIONAL MORTGAGE ASSOCIATION	03/21/2030	5,000,000.00	5,000,000.00	5,011,681.94	4.056
3137HN4S4	FHMS K-546 AS	03/25/2030	2,010,000.00	2,007,590.37	2,006,719.98	4.256
3137FTBM8	FHMS K-108 A2	03/25/2030	4,203,000.00	3,794,520.94	3,820,166.24	4.138
91282CMU2	UNITED STATES TREASURY	03/31/2030	12,805,000.00	12,848,682.02	12,852,369.39	3.902
91282CGS4	UNITED STATES TREASURY	03/31/2030	3,750,000.00	3,722,021.48	3,711,558.91	3.907
02582JKP4	AMXCA 2025-2 A	04/15/2030	2,085,000.00	2,084,962.26	2,096,180.23	4.133
44935JAD8	HART 2025-C A3	04/15/2030	1,440,000.00	1,439,764.99	1,434,952.00	4.176
34532BAG6	FORDO 2025-B A3	04/15/2030	1,165,000.00	1,164,874.30	1,163,249.91	4.103

Investment Report Holding

Base Currency: USD As of 03/31/2026

MTC

Dated: 04/16/2026

CUSIP	Description	Final Maturity	Original Units	Original Cost	Market Value + Accrued	Yield
362549AD9	GMCAR 2025-2 A3	04/16/2030	495,000.00	494,414.54	496,798.50	4.190
857477DB6	STATE STREET CORP	04/24/2030	725,000.00	725,000.00	751,688.41	4.399
40139LKB8	GUARDIAN LIFE GLOBAL FUNDING	04/28/2030	2,000,000.00	2,000,000.00	2,052,323.00	4.640
91282CMZ1	UNITED STATES TREASURY	04/30/2030	11,500,000.00	11,447,421.88	11,674,578.25	3.903
91282CGZ8	UNITED STATES TREASURY	04/30/2030	11,500,000.00	11,409,648.44	11,493,860.52	3.907
09247XAQ4	BLACKROCK FINANCE INC	04/30/2030	2,250,000.00	2,063,745.00	2,111,932.50	4.327
194162AT0	COLGATE-PALMOLIVE CO	05/01/2030	935,000.00	934,504.45	952,119.85	4.177
92970QAJ4	WFCIT 2025-1 A	05/15/2030	2,650,000.00	2,649,956.01	2,668,865.05	4.113
912828ZQ6	UNITED STATES TREASURY	05/15/2030	5,700,000.00	4,860,585.94	5,006,340.39	3.911
05522RDK1	BACCT 2025-1 A	05/15/2030	1,370,000.00	1,369,994.79	1,377,775.51	4.154
637639AQ8	NATIONAL SECURITIES CLEARING CORP	05/20/2030	2,375,000.00	2,373,527.50	2,437,516.59	4.448
3137HN6B9	FHMS K-547 A2	05/25/2030	1,895,000.00	1,923,366.26	1,913,957.89	4.198
74153WCW7	PRICOA GLOBAL FUNDING I	05/28/2030	3,250,000.00	3,249,630.00	3,310,704.57	4.628
3133ETJJ7	FEDERAL FARM CREDIT BANKS FUNDING CORP	05/28/2030	3,000,000.00	3,000,000.00	3,033,770.00	4.849
17325FBP2	CITIBANK NA	05/29/2030	1,510,000.00	1,510,000.00	1,558,686.93	4.491
91282CHF1	UNITED STATES TREASURY	05/31/2030	5,100,000.00	5,101,792.97	5,133,181.27	3.908
91282CNG2	UNITED STATES TREASURY	05/31/2030	20,000,000.00	20,073,242.18	20,336,131.86	3.910
032654BE4	ANALOG DEVICES INC	06/15/2030	2,300,000.00	2,297,976.00	2,337,720.00	4.415
89231GAD0	TAOT 2025-D A3	06/17/2030	1,560,000.00	1,559,820.60	1,551,383.60	4.219
43814XAD5	HAROT 2025-4 A3	06/17/2030	1,275,000.00	1,274,753.16	1,270,650.83	4.265
89240MAE4	TLOT 26A A4	06/20/2030	2,265,000.00	2,264,643.72	2,241,155.21	4.452
17305EHA6	CCCIT 2025-A1 A1	06/21/2030	3,495,000.00	3,494,051.81	3,547,056.08	4.152
3137HMC65	FHMS K-543 A2	06/25/2030	4,750,000.00	4,809,189.45	4,780,578.12	4.212
91282CNK3	UNITED STATES TREASURY	06/30/2030	8,000,000.00	7,972,500.00	8,065,768.17	3.913
74464AAC5	PUBLIC STORAGE OPERATING CO	07/01/2030	4,000,000.00	4,009,840.00	4,038,430.00	4.408
02582JKV1	AMXCA 2025-4 A	07/15/2030	1,695,000.00	1,694,755.75	1,705,714.28	4.128
161571HZ0	CHAIT 2025-1 A	07/15/2030	5,490,000.00	5,524,463.68	5,514,094.99	4.073
14043YAD7	COPAR 2025-1 A3	07/15/2030	680,000.00	679,855.98	677,688.75	4.111
713448GH5	PEPSICO INC	07/23/2030	1,770,000.00	1,766,849.40	1,788,872.13	4.233
3137HMC68	FHMS K-544 A2	07/25/2030	4,020,000.00	4,015,762.92	4,035,577.50	4.218
3137HMC64	FHMS K-545 A2	07/25/2030	3,135,000.00	3,130,513.82	3,151,223.62	4.209
3137HAGZ3	FHMS K-752 A2	07/25/2030	2,000,000.00	2,020,625.00	2,008,800.00	4.220
369604BZ5	GENERAL ELECTRIC CO	07/29/2030	345,000.00	344,310.00	346,726.92	4.360
91282CNN7	UNITED STATES TREASURY	07/31/2030	5,025,000.00	5,066,367.19	5,048,831.82	3.916
05565EDC6	BMW US CAPITAL LLC	08/11/2030	1,000,000.00	999,690.00	994,980.00	4.788
91282CAE1	UNITED STATES TREASURY	08/15/2030	6,600,000.00	5,689,632.81	5,736,831.76	3.924
3137FX3Q9	FHMS K-117 A2	08/25/2030	6,336,000.00	5,667,254.29	5,647,097.28	4.206
91282CNX5	UNITED STATES TREASURY	08/31/2030	12,500,000.00	12,454,375.00	12,386,027.17	3.930
437076DJ8	HOME DEPOT INC	09/15/2030	5,150,000.00	5,132,042.50	5,091,988.11	4.274
89240KAD0	TAOT 2026-A A3	09/15/2030	1,220,000.00	1,219,896.06	1,214,016.58	4.175
44891XAD9	HART 2025-D A3	09/16/2030	1,325,000.00	1,324,887.91	1,324,076.92	4.132
3134HBR78	FEDERAL HOME LOAN MORTGAGE CORP	09/23/2030	5,000,000.00	5,000,000.00	4,979,272.22	4.376
43815CAD0	HAROT 2026-1 A3	09/23/2030	1,005,000.00	1,004,839.90	997,723.80	4.168
3137HNNC8	FHMS K-549 A2	09/25/2030	4,000,000.00	4,013,213.89	4,014,371.11	4.226
91282CPA3	UNITED STATES TREASURY	09/30/2030	10,000,000.00	10,013,281.25	9,876,390.44	3.930
828807DZ7	SIMON PROPERTY GROUP LP	10/01/2030	3,000,000.00	3,018,720.00	3,063,927.50	4.516
3136GAXX2	FEDERAL NATIONAL MORTGAGE ASSOCIATION	10/10/2030	7,000,000.00	7,000,000.00	7,058,873.89	4.257
24422EYF0	JOHN DEERE CAPITAL CORP	10/15/2030	3,000,000.00	3,021,960.00	3,056,110.83	4.411
34532WAD7	FORDO 2026-A A3	10/15/2030	1,635,000.00	1,634,687.55	1,631,055.56	4.212
141781CF9	CARGILL INC	10/23/2030	3,999,999.99	3,996,919.60	4,014,456.66	4.479
16144MAD6	CHAOT 2025-2 A3	10/25/2030	960,000.00	959,961.98	955,347.20	4.138
3137HNWH7	FHMS K-550 A2	10/25/2030	3,500,000.00	3,512,551.00	3,496,847.08	4.236

Investment Report Holding

Base Currency: USD As of 03/31/2026

MTC

Dated: 04/16/2026

CUSIP	Description	Final Maturity	Original Units	Original Cost	Market Value + Accrued	Yield
3137HB2L7	FHMS K-753 A2	10/25/2030	1,775,000.00	1,801,180.65	1,790,188.08	4.240
3137F83Q4	FHMS K-121 A2	10/25/2030	6,000,000.00	5,360,625.00	5,350,135.00	4.213
3137F72P9	FHMS K-120 A2	10/25/2030	1,250,000.00	1,111,767.58	1,112,525.00	4.211
459058LY7	INTERNATIONAL BANK FOR RECONSTRUCTION AND DEVELOPM	10/28/2030	5,000,000.00	4,958,600.00	4,983,425.00	3.938
91282CPD7	UNITED STATES TREASURY	10/31/2030	10,000,000.00	9,950,390.63	10,022,909.94	3.936
91282CJG7	UNITED STATES TREASURY	10/31/2030	8,500,000.00	8,883,828.12	9,005,066.71	3.937
3136GC3B9	FEDERAL NATIONAL MORTGAGE ASSOCIATION	11/05/2030	5,000,000.00	4,999,500.00	5,063,380.56	4.360
66989HAY4	NOVARTIS CAPITAL CORP	11/05/2030	2,675,000.00	2,666,975.00	2,689,679.80	4.369
3136GC3V5	FEDERAL NATIONAL MORTGAGE ASSOCIATION	11/06/2030	1,000,000.00	1,000,000.00	1,008,754.58	4.314
822905AN5	SHELL FINANCE US INC	11/06/2030	665,000.00	662,446.40	669,525.05	4.362
3134HB6B2	FEDERAL HOME LOAN MORTGAGE CORP	11/07/2030	10,000,000.00	9,998,000.00	10,095,116.67	4.414
02079KAW7	ALPHABET INC	11/15/2030	3,000,000.00	3,009,150.00	3,029,081.67	4.263
91282CAV3	UNITED STATES TREASURY	11/15/2030	12,800,000.00	11,196,343.76	11,198,354.74	3.940
3136GCL60	FEDERAL NATIONAL MORTGAGE ASSOCIATION	11/18/2030	3,200,000.00	3,199,680.00	3,183,492.44	4.306
665859AY0	NORTHERN TRUST CORP	11/19/2030	2,600,000.00	2,597,206.00	2,616,215.33	4.365
3137F82N2	FHMS K-122 A2	11/25/2030	2,000,000.00	1,777,734.37	1,777,775.00	4.216
3137HNWV6	FHMS K-551 A2	11/25/2030	1,910,000.00	1,926,855.75	1,906,888.29	4.255
74153WCZ0	PRICOA GLOBAL FUNDING I	11/25/2030	1,500,000.00	1,499,520.00	1,507,372.50	4.598
3137HPEX7	FHMS K-552 A2	11/25/2030	1,945,000.00	1,944,929.98	1,935,586.20	4.259
91282CPN5	UNITED STATES TREASURY	11/30/2030	11,750,000.00	11,666,601.57	11,671,776.54	3.934
91282CJM4	UNITED STATES TREASURY	11/30/2030	7,000,000.00	7,229,664.06	7,229,274.23	3.946
3134HCFS3	FEDERAL HOME LOAN MORTGAGE CORP	12/10/2030	1,360,000.00	1,359,796.00	1,367,278.27	4.272
63743HGC0	NATIONAL RURAL UTILITIES COOPERATIVE FINANCE CORP	12/10/2030	2,000,000.00	2,005,680.00	2,003,456.66	4.574
3137HPU50	FHMS K-553 A2	12/25/2030	2,830,000.00	2,833,540.33	2,812,939.82	4.264
3137HPUA9	FHMS K-554 A2	12/25/2030	6,835,000.00	6,893,525.54	6,851,039.46	4.215
3136GCM69	FEDERAL NATIONAL MORTGAGE ASSOCIATION	12/30/2030	7,000,000.00	6,998,250.00	6,984,576.67	4.280
3134HCLQ0	FEDERAL HOME LOAN MORTGAGE CORP	12/30/2030	5,000,000.00	5,000,000.00	5,003,605.55	4.219
91282CPR6	UNITED STATES TREASURY	12/31/2030	10,000,000.00	9,946,562.50	9,955,225.69	3.940
14913UBH2	CATERPILLAR FINANCIAL SERVICES CORP	01/08/2031	410,000.00	409,852.40	410,085.30	4.368
64952WFR9	NEW YORK LIFE GLOBAL FUNDING	01/09/2031	2,780,000.00	2,775,552.00	2,773,941.14	4.528
89236TPH2	TOYOTA MOTOR CREDIT CORP	01/10/2031	1,855,000.00	1,854,424.95	1,846,535.02	4.523
89158TAA7	TOTALENERGIES CAPITAL USA LLC	01/13/2031	3,580,000.00	3,587,180.00	3,579,906.92	4.463
632525CR0	NATIONAL AUSTRALIA BANK LTD (NEW YORK BRANCH)	01/13/2031	4,000,000.00	4,000,000.00	3,992,909.33	4.399
3134HCQK8	FEDERAL HOME LOAN MORTGAGE CORP	01/21/2031	3,000,000.00	2,999,250.00	2,999,462.50	4.315
3137HQSP7	FHMS K-557 A2	01/25/2031	2,340,000.00	2,339,955.54	2,313,136.80	4.252
3137F9Z79	FHMS K-125 A2	01/25/2031	5,000,000.00	4,531,640.63	4,497,841.67	4.225
3137HQ4U2	FHMS K-555 A2	01/25/2031	5,955,000.00	5,934,925.70	5,911,975.12	4.269
3137HQDM0	FHMS K-556 A2	01/25/2031	4,000,000.00	3,944,994.17	3,941,633.33	4.272
3134HCRS0	FEDERAL HOME LOAN MORTGAGE CORP	01/28/2031	3,000,000.00	2,998,500.00	3,007,522.50	4.363
91282CPW5	UNITED STATES TREASURY	01/31/2031	12,500,000.00	12,557,617.19	12,471,193.37	3.944
6944PL3M9	PACIFIC LIFE GLOBAL FUNDING II	02/03/2031	2,500,000.00	2,503,450.00	2,499,796.53	4.540
3136GCL37	FEDERAL NATIONAL MORTGAGE ASSOCIATION	02/10/2031	5,000,000.00	4,990,000.00	5,003,483.33	4.113
92826CAZ5	VISA INC	02/12/2031	3,410,000.00	3,405,430.60	3,425,653.79	4.122
02079KBK2	ALPHABET INC	02/15/2031	4,000,000.00	4,000,233.15	3,994,066.66	4.258
448981AD2	HART 2026-A A3	02/18/2031	1,155,000.00	1,154,922.04	1,147,185.78	4.167
91282CQD6	UNITED STATES TREASURY	02/28/2031	25,000,000.00	24,626,953.13	24,592,186.96	3.936
04636NAQ6	ASTRAZENECA FINANCE LLC	03/02/2031	3,765,000.00	3,758,260.65	3,711,733.62	4.396
3136GCTS4	FEDERAL NATIONAL MORTGAGE ASSOCIATION	03/05/2031	5,000,000.00	5,000,000.00	4,969,881.25	4.316
24422EYL7	JOHN DEERE CAPITAL CORP	03/10/2031	870,000.00	869,808.60	863,875.20	4.415
58769JBM8	MERCEDES-BENZ FINANCE NORTH AMERICA LLC	03/10/2031	2,080,000.00	2,079,729.60	2,059,293.60	4.788
3130B9W63	FEDERAL HOME LOAN BANKS	03/11/2031	3,000,000.00	2,997,750.00	2,993,496.67	4.387
023135DD5	AMAZON.COM INC	03/13/2031	4,755,000.00	4,747,267.00	4,730,060.02	4.417

Investment Report Holding

Base Currency: USD As of 03/31/2026

MTC

Dated: 04/16/2026

CUSIP	Description	Final Maturity	Original Units	Original Cost	Market Value + Accrued	Yield
3136GCVL6	FEDERAL NATIONAL MORTGAGE ASSOCIATION	03/14/2031	10,000,000.00	10,000,000.00	9,948,525.00	4.199
3136GCWT8	FEDERAL NATIONAL MORTGAGE ASSOCIATION	03/17/2031	5,000,000.00	5,000,000.00	4,996,066.67	4.239
3136GCWS0	FEDERAL NATIONAL MORTGAGE ASSOCIATION	03/17/2031	5,000,000.00	5,000,000.00	4,990,611.11	4.485
05565EDH5	BMW US CAPITAL LLC	03/19/2031	3,000,000.00	2,997,360.00	2,982,810.00	4.816
3130BA4K0	FEDERAL HOME LOAN BANKS	03/20/2031	10,000,000.00	10,000,000.00	10,009,894.44	4.085
3130B9ZS2	FEDERAL HOME LOAN BANKS	03/25/2031	3,000,000.00	3,000,000.00	2,996,040.00	4.547
3137HQSV4	FHMS K-558 A2	03/25/2031	2,245,000.00	2,250,837.00	2,241,770.94	4.213
9AMGGCH74	MassMutual GIC 4.55 10/01/2035	10/01/2035	90,000,000.00	90,000,000.00	90,011,375.00	4.550
07201YAA5	BAY AREA AIR QUALITY MGMT DIST CALIF CTFS PARTN	11/01/2053	15,700,000.00	15,700,000.00	15,760,778.36	3.620
---	---	11/09/2027	4,718,044,034.01	4,673,532,732.96	4,703,396,081.66	3.859

* Grouped by: CUSIP. * Groups Sorted by: Final Maturity. * Weighted by: Market Value + Accrued. * Holdings Displayed by: Lot.