

BAIFA Express Lanes Operations Report

1st Quarter 2026: January – March

I-80 Solano Express Lanes

I-680 Contra Costa Express Lanes

I-880 Express Lanes



Bay Area Infrastructure Financing Authority Network and Operations Committee
June 12, 2026

BAIFA Express Lanes Network

BAIFA's Express Lanes network includes **118 lane miles of express lanes**.

Express Lanes Corridor	Opening Date	Length (miles)
I-80 Solano	12/16/25	18 mi. EB 18 mi. WB
I-680 Contra Costa	10/3/17	11 mi. NB 25 mi. SB
I-880 Alameda	10/2/20	20 mi. NB 26 mi. SB

The goals of Express Lanes are to:

- Provide drivers choice for more reliable trips,
- Encourage carpooling and transit ridership,
- Increase person throughput, and
- Use HOV lane capacity effectively.



BAIFA Express Lanes Operating Policies

Operating hours on all three express lanes are **5am to 8pm Monday - Friday**.

Weekend operating hours on the Solano I-80 Express Lanes are also in effect from **5am to 8pm on Saturday and Sunday** as part of a three-year pilot.


All express lanes drivers must have a FasTrak® account to avoid penalties.

Express Lanes Use	I-80	I-680	I-880
Standard FasTrak tags with no switch (issued prior to 2020)	Full Toll	Full Toll	Full Toll
License plates registered to a valid FasTrak account	Full Toll	Full Toll	Full Toll
Solo drivers with a FasTrak Flex® toll tag set to “1”	Full Toll	Full Toll	Full Toll
Carpools (2 people) with a FasTrak Flex toll tag set to “2”	Half-Toll	Free	Half-Toll
Motorcycles and 2-seater vehicles carrying 2 people with a FasTrak Flex toll tag set to “3+”	Free	Free	Free
Carpools (3+ people) with a FasTrak Flex toll tag set to “3+”	Free	Free	Free

Before 10/1/25, solo drivers in eligible clean-air vehicles (CAV) paid half-price tolls with FasTrak CAV toll tags set to “1”.

Q1 2026 Overview

- This is the first report including the I-80 Express Lanes, which opened in December 2025.
- About **8.5 million** express lanes trips were made on BAIFA's network in Q1 2026, of which **7.9 million** were on weekdays and **0.6 million** were on weekends.
- I-880 remained the highest-used express lanes corridor in the network, with about **66,000 average daily trips (ADT)** in Q1 2026, while I-680 carried about **38,000 ADT**.
- I-80 average weekday trips reached **21,000**, while average weekend trips were around **24,000**. More drivers used the express lanes on weekends on a daily basis.
- Across the network, and including data from the Solano 80 weekend pilot, drivers chose to pay to use the lanes for **46%** of trips and to carpool toll-free for **41%** of trips. The remaining **13%** of trips were made by express lane drivers without a FasTrak® account.
- All express lane segments maintained higher average speeds than their general-purpose lane counterparts.



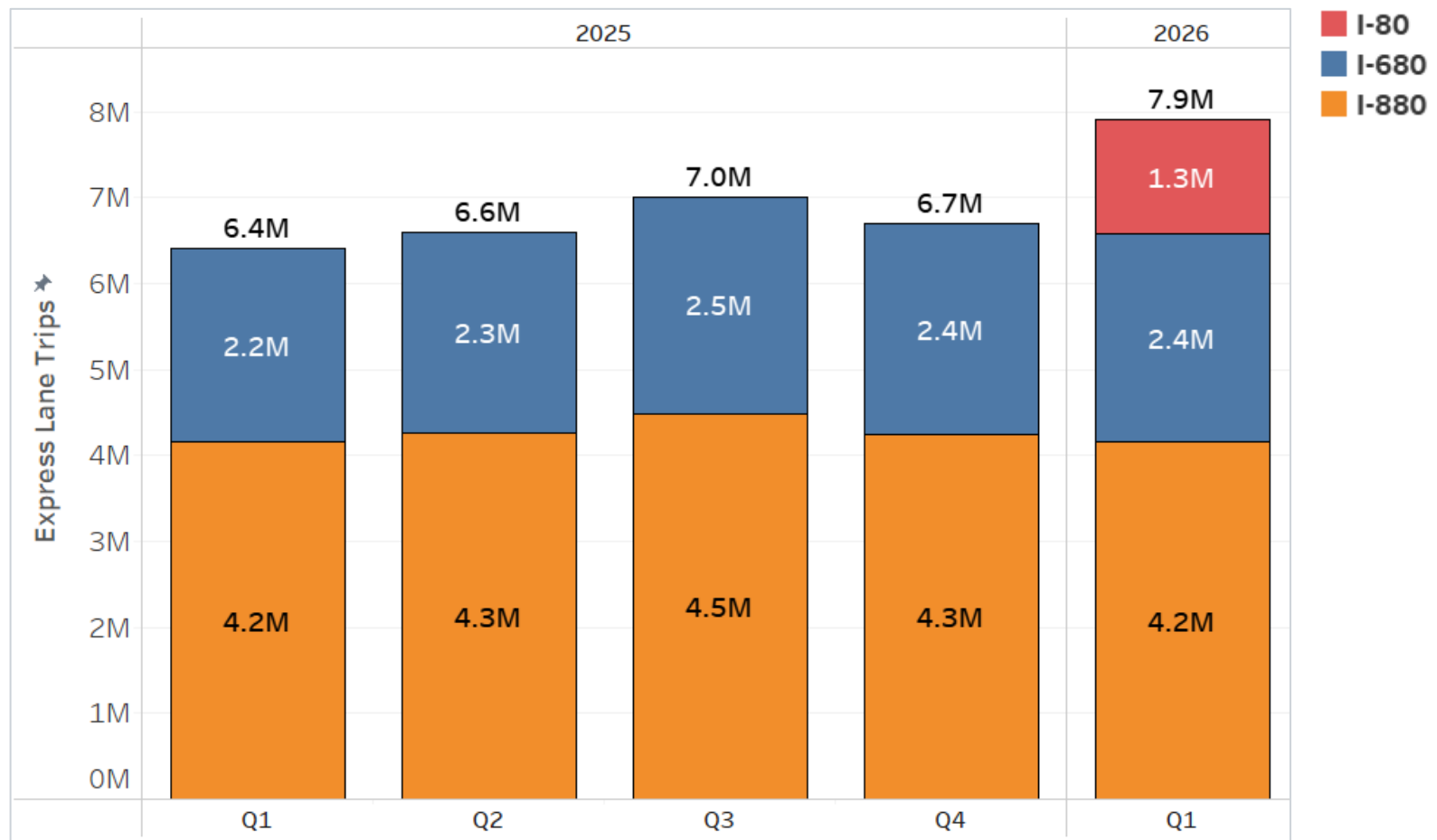
Weekday Express Lanes Data

I-80, I-680, and I-880

Weekday Total Express Lane Trips

Approximately **8 million** weekday express lane trips were made in Q1 2026.*

Excluding the I-80 Express Lanes, weekday network trips **increased 3%** from a year ago (Q1 2025).



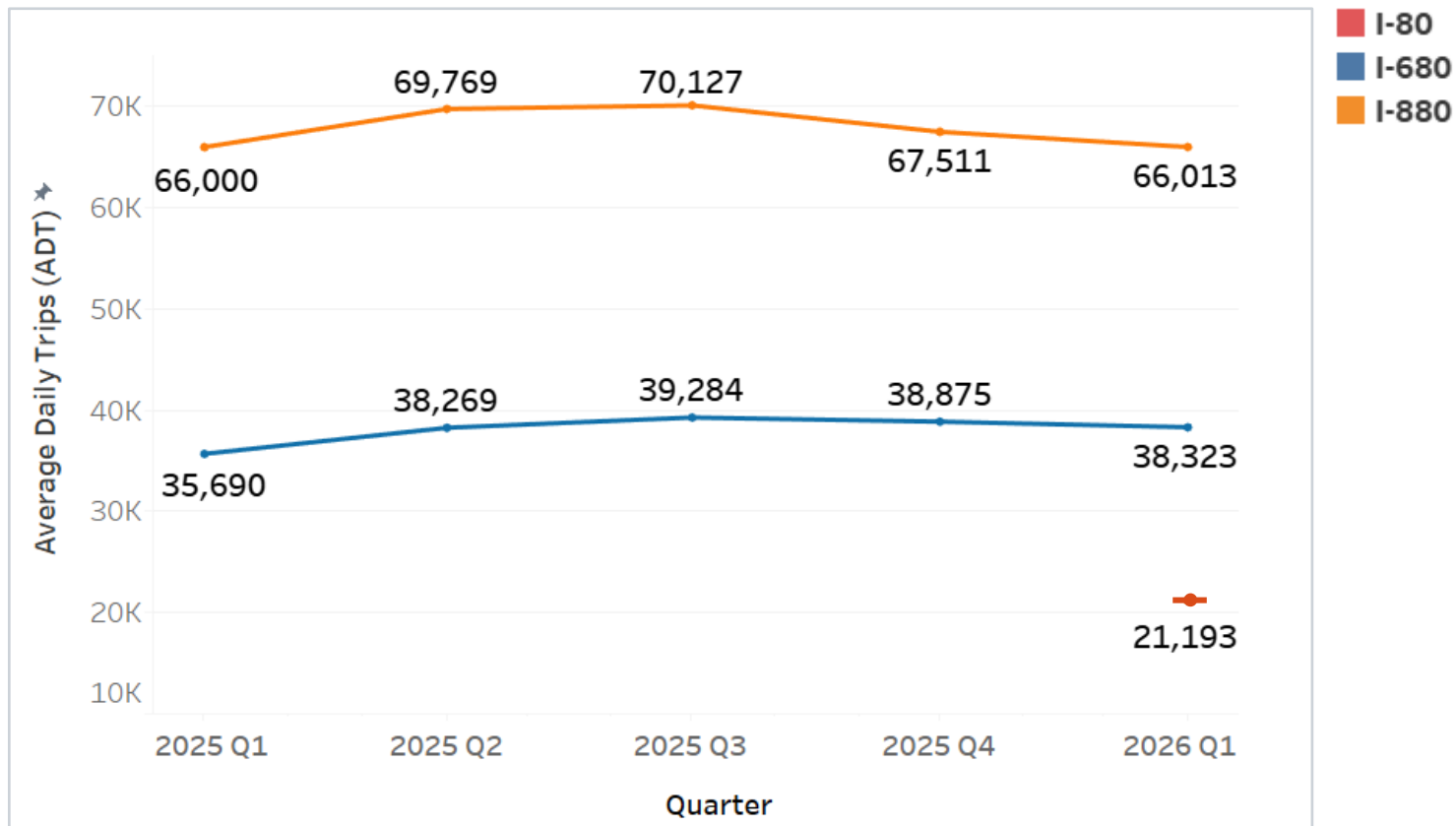
* There were **63** weekday express lane operating days in Q1 2026, the same as Q1 2025.

Weekday

Average Daily Trips

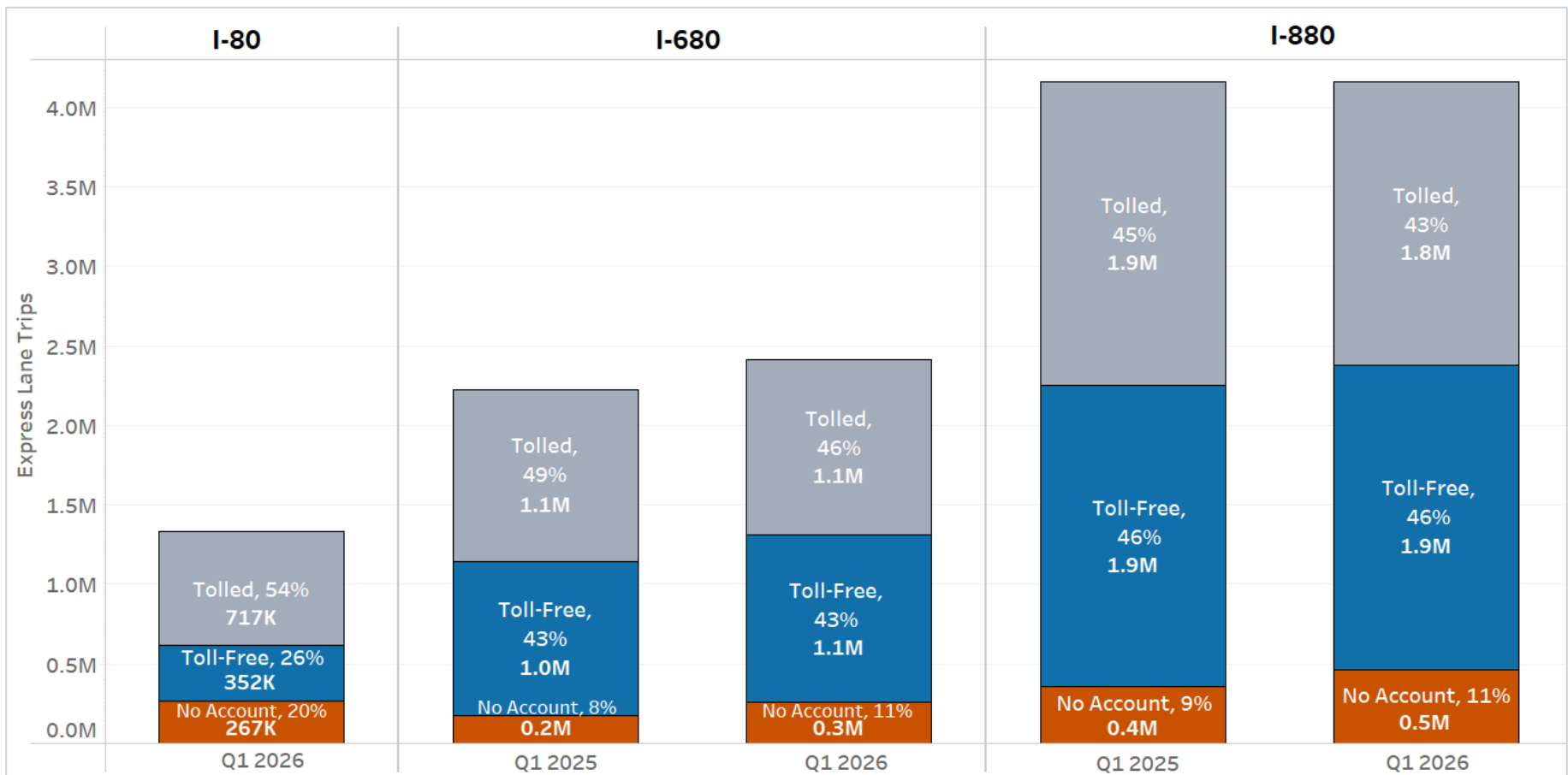
The Average Daily Trips (ADT) count from January 2, 2026, through March 31, 2026, was:

- **21,193** on the I-80 Express Lanes.
- **38,323** on the I-680 Express Lanes, a **7% increase** from a year ago (Q1 2025).
- **66,013** on the I-880 Express Lanes, **about the same** as a year ago (Q1 2025).



Weekday Trip Type Distribution

In Q1 2026, the share of I-80 weekday toll-free trips was **26%**, while the share incurring a toll was **54%**, and the share of trips made without a FasTrak account* was **20%****. The share of I-680 toll-free trips was **43%**, while the share incurring a toll was **46%**. The share of I-880 toll-free trips was **46%**, while the share incurring a toll was **43%**. Data from a year ago (Q1 2025) is shown for comparison.



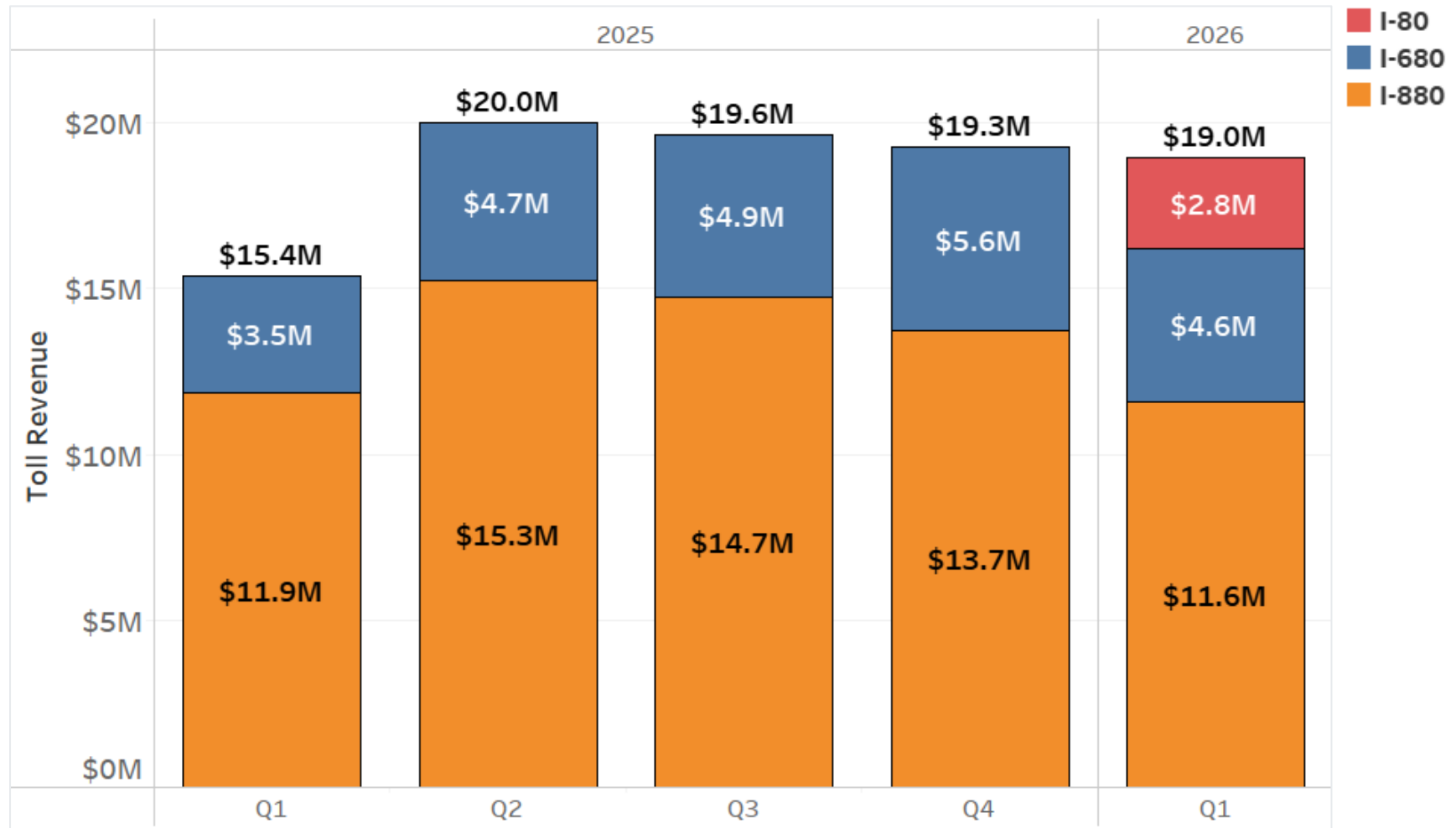
* Trips made without a FasTrak account are invoiced for the toll and a penalty using license plate records.

** This relatively high share is a result of the lane recently opening. It is consistent with data from the early quarters after opening other express lanes. BAIFA offered a “grace period” on I-80 from December 16, 2025 to February 28, 2026 so drivers would not receive penalties for not having a FasTrak account.

Toll Revenue

In Q1 2026, about **\$19 million*** toll revenue was collected from FasTrak accounts across BAIFA's express lanes network.

Excluding the I-80 Express Lanes, toll revenue **increased 5%** from a year ago.



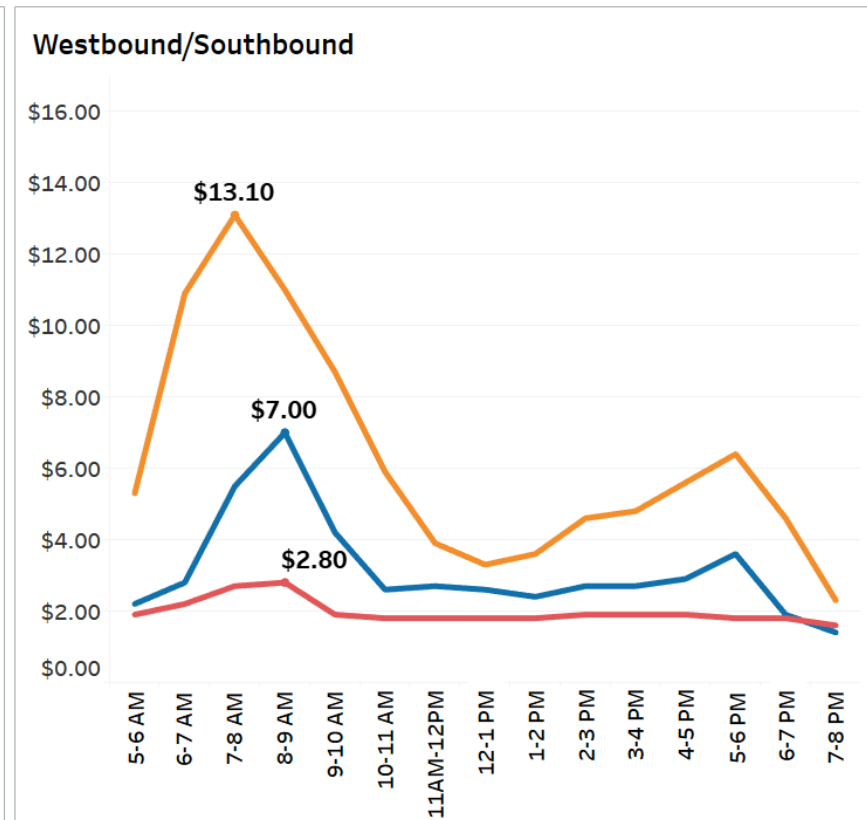
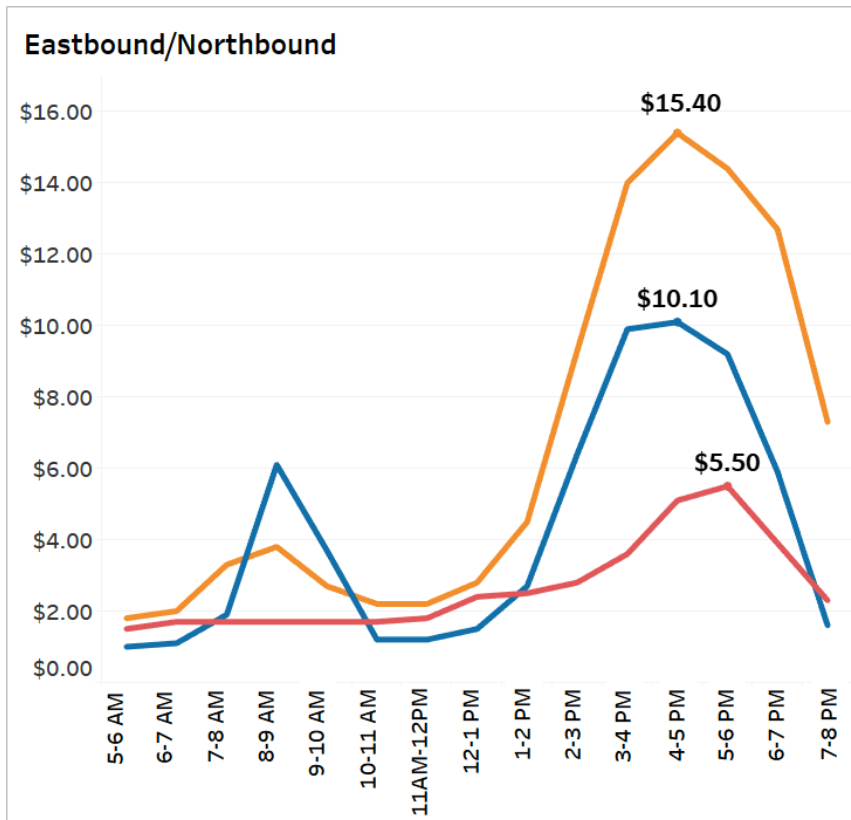
* I-80 toll revenue includes weekday and weekend toll revenue and does not include penalty revenue.

Weekday Average Hourly Tolls

Average hourly tolls are the average non-discounted toll paid per trip during a given hour and vary based on traffic conditions and trip distance.

For all BAIFA Express Lanes, the minimum toll is \$0.75.

■ I-80 ■ I-680 ■ I-880



Weekday

Corridor-Length Slowest Travel

I-80 Express Lanes		
	Eastbound	Westbound
Peak Time	5-6 pm	7-8 am
Peak Location	Manuel Campos Pkwy.	SR 12
EL Speed	66 mph	74 mph
GP Lane Speed	55 mph	65 mph
Speed Differential	11 mph	9 mph

I-680 Express Lanes		
	Northbound	Southbound
Peak Time	4-5 pm	8-9 am
Peak Location	El Cerro Blvd.	Treat Blvd.
EL Speed	59 mph	66 mph
GP Lane Speed	51 mph	56 mph
Speed Differential	8 mph	10 mph

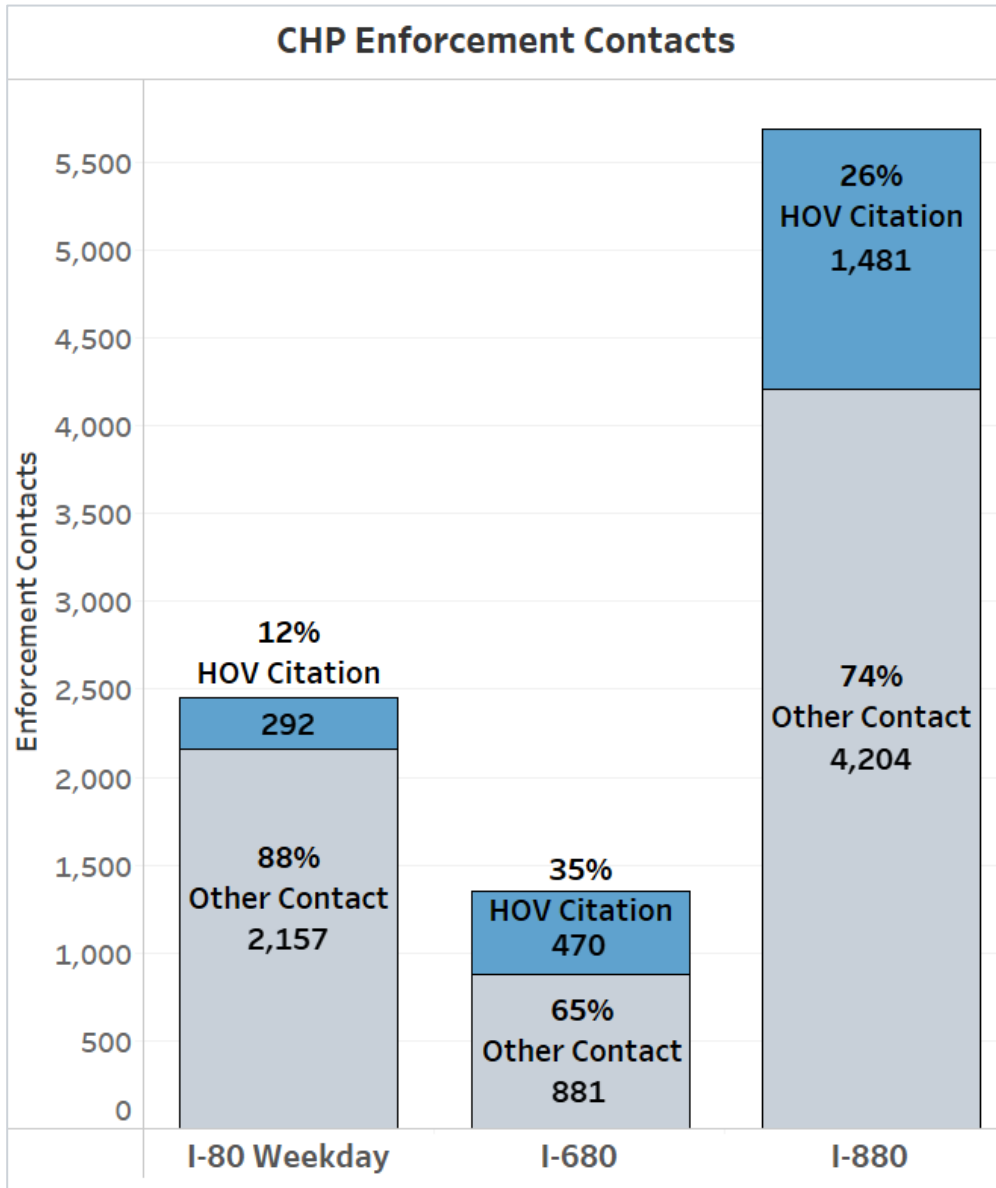
Weekday

Corridor-Length Slowest Travel

I-880 Express Lanes		
	Northbound	Southbound
Peak Time	5-6 pm	8-9 am
Peak Location	Whipple Rd.	Thornton Ave.
EL Speed	53 mph	52 mph
GP Lane Speed	37 mph	42 mph
Speed Differential	16 mph	10 mph

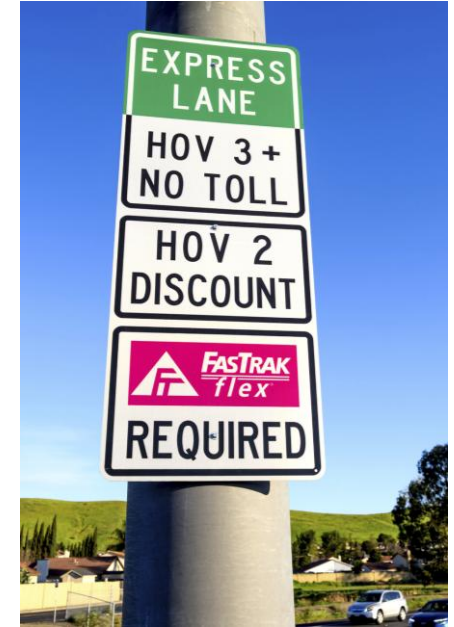
Weekday

California Highway Patrol (CHP) Enforcement



Blank	Enforcement Hours	Total Contacts
I-80	1,432 hours	2,449
I-680	1,153 hours	1,351
I-880	2,819 hours	5,685

Other contacts are described in the Appendix. They include enforcement against speeding, crossing double white lines, and more.



Weekend Express Lanes Data

I-80

Weekend

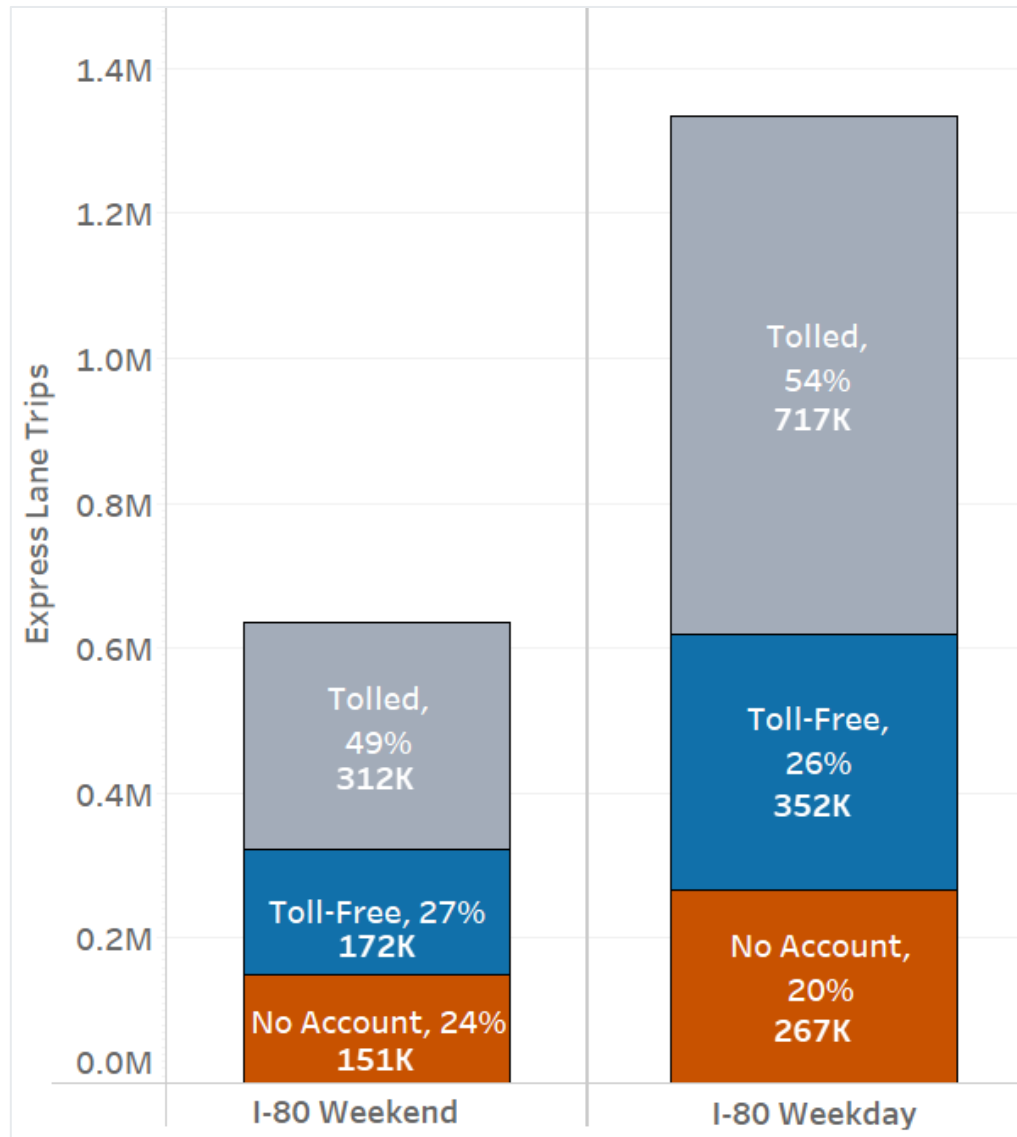
Total Express Lane Trips and Average Daily Trips

Approximately **634,000** weekend express lane trips (paid and toll-free trips) were made in Q1 2026. Weekend trips were **32% of all I-80 express lane trips** in Q1 2026.

Approximately **24,404** weekend average daily express lane trips were made in Q1 2026. Compared to weekdays, **15% more** average daily trips were made on weekends.

Blank	Total EL Trips	Operating Days	Average Daily Trips
I-80 Weekend	634,493	26	24,404
I-80 Weekday	1,335,148	63	21,193

Weekend Trip Type Distribution



Compared to weekdays, the share of tolled weekend express lane trips on I-80 was **5% less**, while the share of toll-free weekend trips was **1% greater**.

The relatively high share of trips made with no FasTrak account* is the result of the I-80 Express Lanes recently opening.

BAIFA offered a “grace period” from December 16, 2025 to February 28, 2026 so drivers would not get penalties for not having an account.

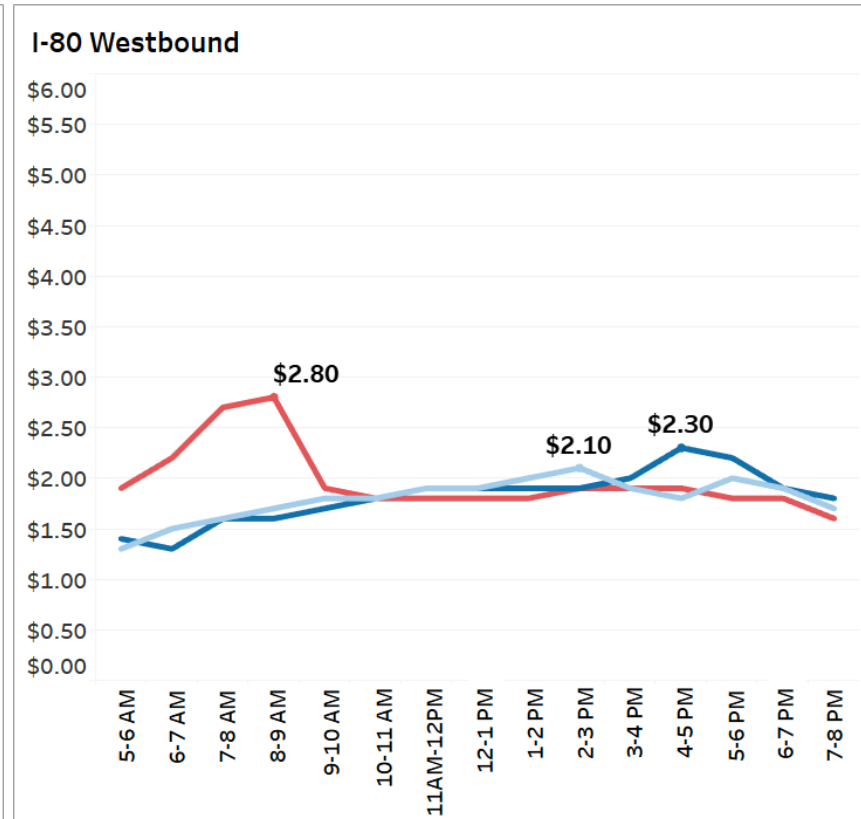
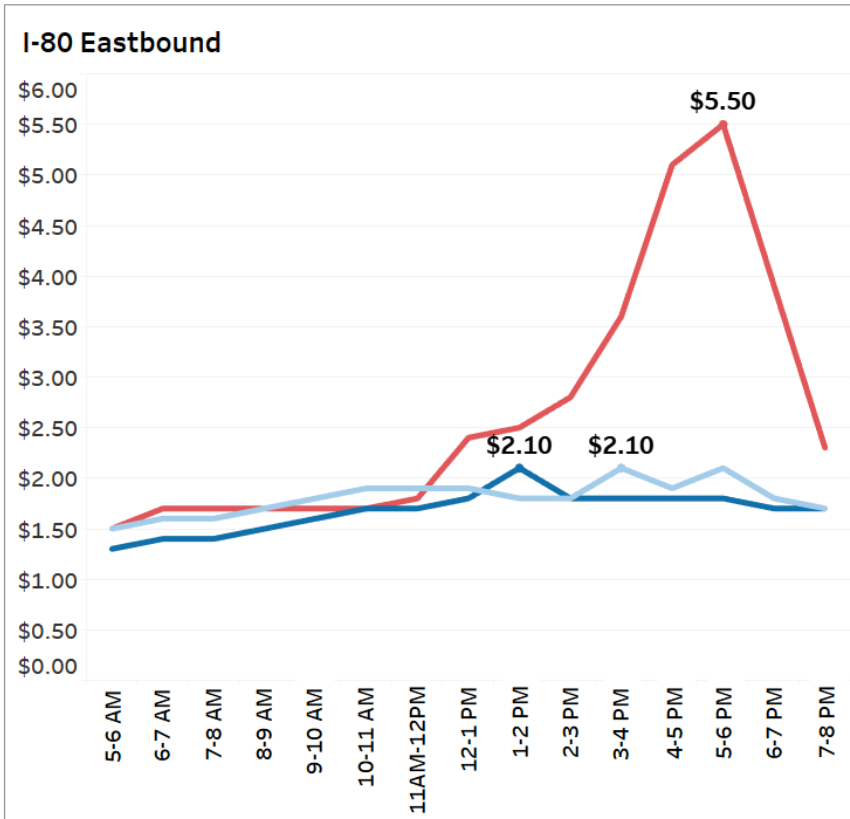
* Trips made without a FasTrak account are invoiced for the toll and a penalty using license plate records.

Weekend Average Hourly Tolls

Average hourly tolls are the average non-discounted toll paid per trip during a given hour and vary based on traffic conditions and trip distance.

For all BAIFA Express Lanes, the minimum toll is \$0.75.

■ Saturday
 ■ Sunday
 ■ Weekdays (Mon-Fri)



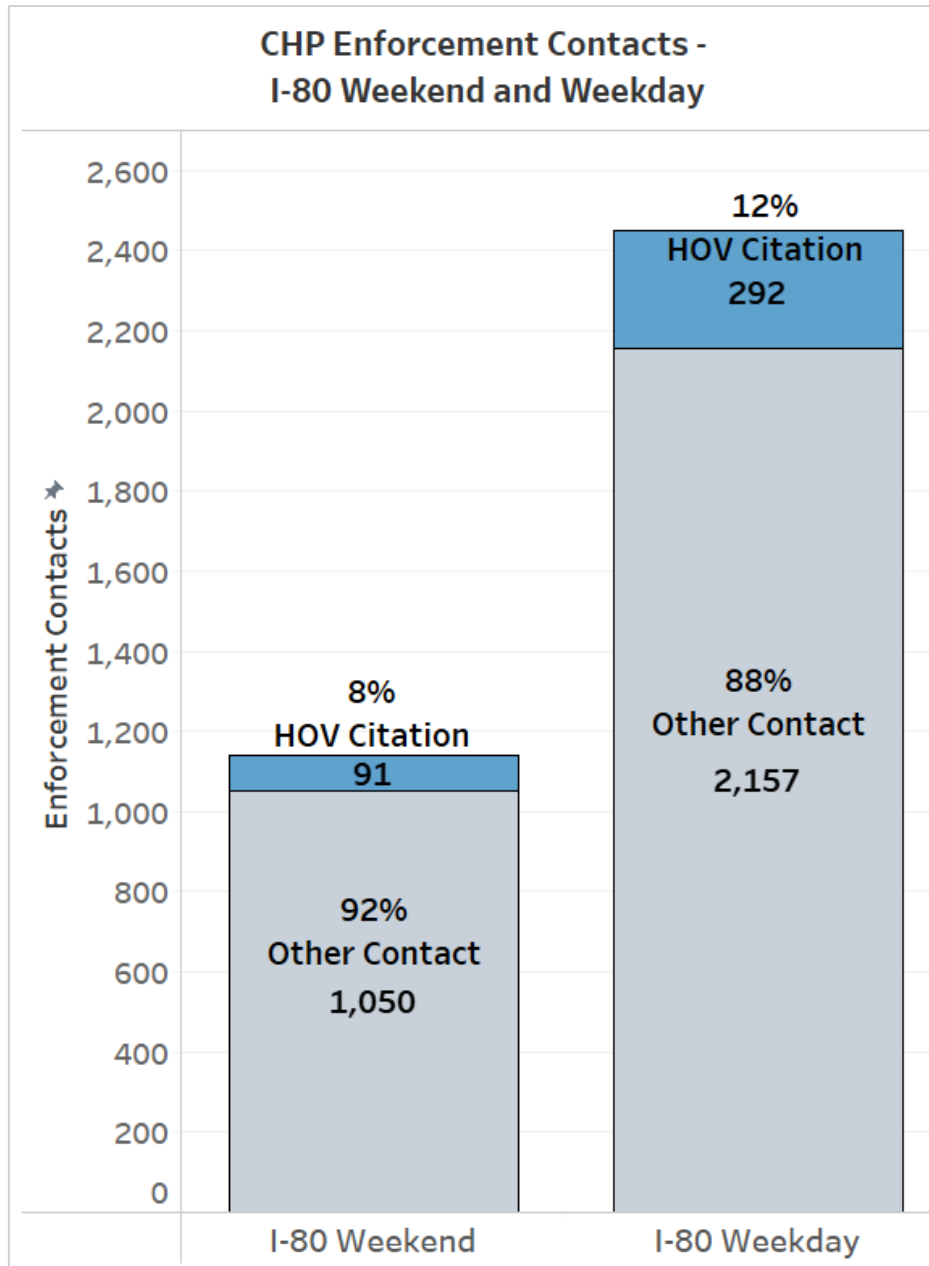
Weekend

Corridor-Length Slowest Travel

I-80 Express Lanes		
	Eastbound	Westbound
Peak Time	1-2 pm	5-6 pm
Peak Location	Manuel Campos Pkwy.	SR-12
EL Speed	77 mph	77 mph
GP Lane Speed	69 mph	68 mph
Speed Differential	8 mph	9 mph

Weekend

California Highway Patrol (CHP) Enforcement



	Enforcement Hours	Total Contacts
I-80 Weekend	647 hours	1,141
I-80 Weekday	1,432 hours	2,449

Other contacts are described in the Appendix. They include enforcement against speeding, crossing double white lines, and more.

Appendices

Select Chart Data

Weekday Express Lane Trips

Quarter	Year	Corridor	Total Express Lane Trips
Q1	2025	I-680	2,248,456
Q1	2025	I-880	4,158,003
Q2	2025	I-680	2,334,426
Q2	2025	I-880	4,255,920
Q3	2025	I-680	2,514,195
Q3	2025	I-880	4,488,142
Q4	2025	I-680	2,449,097
Q4	2025	I-880	4,253,191
Q1	2026	I-80	1,335,148
Q1	2026	I-680	2,414,376
Q1	2026	I-880	4,158,804

Select Chart Data, 2

Weekday Average Daily Trips (ADT)

Quarter	Year	Corridor	ADT
Q1	2025	I-680	35,690
Q1	2025	I-880	66,000
Q2	2025	I-680	38,269
Q2	2025	I-880	69,769
Q3	2025	I-680	39,284
Q3	2025	I-880	70,127
Q4	2025	I-680	38,875
Q4	2025	I-880	67,511
Q1	2026	I-80	21,193
Q1	2026	I-680	38,323
Q1	2026	I-880	66,013

Select Chart Data, 3

Weekday Trip Type Distribution

Quarter	Year	Corridor	Type	Count	Percentage
Q1	2025	I-680	Tolled	1,108,063	49%
Q1	2025	I-680	Toll-Free	967,516	43%
Q1	2025	I-680	No Account	172,877	8%
Q1	2025	I-880	Tolled	1,907,830	45%
Q1	2025	I-880	Toll-Free	1,894,419	46%
Q1	2025	I-880	No Account	355,754	9%
Q1	2026	I-80	Tolled	716,720	54%
Q1	2026	I-80	Toll-Free	351,774	26%
Q1	2026	I-80	No Account	266,654	20%
Q1	2026	I-680	Tolled	1,100,251	46%
Q1	2026	I-680	Toll-Free	1,057,528	43%
Q1	2026	I-680	No Account	256,597	11%
Q1	2026	I-880	Tolled	1,782,422	43%
Q1	2026	I-880	Toll-Free	1,911,653	46%
Q1	2026	I-880	No Account	464,729	11%

Select Chart Data, 4

General Toll Revenue

Quarter	Year	Corridor	Revenue (Dollars)
Q1	2025	I-680	\$3,503,782
Q1	2025	I-880	\$11,868,671
Q2	2025	I-680	\$4,734,779
Q2	2025	I-880	\$15,250,569
Q3	2025	I-680	\$4,853,368
Q3	2025	I-880	\$14,742,953
Q4	2025	I-680	\$5,554,369
Q4	2025	I-880	\$13,716,130
Q1	2026	I-80	\$2,752,074
Q1	2026	I-680	\$4,611,153
Q1	2026	I-880	\$11,589,902

Select Chart Data, 5

Weekday Peak Average Hourly Toll

Quarter	Year	Corridor	Peak Average Toll	Peak Toll Hour
Q1	2026	I-80 EB	\$5.50	5-6 PM
Q1	2026	I-80 WB	\$2.80	7-9 AM
Q1	2026	I-680 NB	\$10.10	4-5 PM
Q1	2026	I-680 SB	\$7.00	8-9 AM
Q1	2026	I-880 NB	\$15.40	4-5 PM
Q1	2026	I-880 SB	\$13.10	7-8 AM

Weekday California Highway Patrol (CHP) Enforcement Contacts

Quarter	Year	Corridor	Contact	Count	Percentage
Q1	2026	I-80	HOV Citation	292	12%
Q1	2026	I-80	Other Contact	2,157	88%
Q1	2026	I-680	HOV Citation	470	35%
Q1	2026	I-680	Other Contact	881	65%
Q1	2026	I-880	HOV Citation	1,481	26%
Q1	2026	I-880	Other Contact	4,204	74%

Select Chart Data, 6

Weekend Trip Type Distribution

Quarter	Year	Corridor	Type	Count	Percentage
Q1	2026	I-80 Weekend	Tolled	311,872	49%
Q1	2026	I-80 Weekend	Toll-Free	171,982	27%
Q1	2026	I-80 Weekend	No Account	150,639	24%
Q1	2026	I-80 Weekday	Tolled	716,720	54%
Q1	2026	I-80 Weekday	Toll-Free	351,774	26%
Q1	2026	I-80 Weekday	No Account	266,654	20%

Weekend Peak Average Hourly Toll

Quarter	Year	Corridor	Day	Peak Average Toll	Peak Toll Hour
Q1	2026	I-80 EB	Saturday	\$2.10	1-2 PM
Q1	2026	I-80 EB	Sunday	\$2.10	3-4 PM, 5-6 PM
Q1	2026	I-80 EB	Weekday	\$5.50	5-6 PM
Q1	2026	I-80 WB	Saturday	\$2.10	2-3 PM
Q1	2026	I-80 WB	Sunday	\$2.30	4-5 PM
Q1	2026	I-80 WB	Weekday	\$2.80	8-9 AM

Select Chart Data, 7

Weekend California Highway Patrol (CHP) Enforcement Contacts

Quarter	Year	Corridor	Contact	Count	Percentage
Q1	2026	I-80 Weekend	HOV Citation	91	8%
Q1	2026	I-80 Weekday	Other Contact	1,050	92%
Q1	2026	I-80 Weekend	HOV Citation	292	12%
Q1	2026	I-80 Weekday	Other Contact	2,157	88%

Glossary of Acronyms and Terms

General Acronyms and Terms

- **Average Daily Trips (ADT):** The number of express lane vehicle trips in a month divided by the number of express lane operating days in the month.
- **Bay Area Financing Authority (BAIFA):** BAIFA oversees the financing, planning and operation of MTC Express Lanes and related transportation projects.
- **California Highway Patrol (CHP):** CHP is the principal state police agency responsible for ensuring safety on California’s highways. CHP enforcement of express lanes is an express lane operating expense.
- **Carpool:** A vehicle with one driver and up to six passengers.
- **Corridor Length:** The physical length of an express lane or explicit highway portion.
- **Corridor Length Slowest Speed:** The end-to-end express lane speed that is slowest given the time of day.

Glossary of Acronyms and Terms, continued, 2

General Acronyms and Terms

- **Express Lane Volume:** The number of vehicles passing a point on an express lane per hour.
- **General Purpose (GP) Lane:** A general-purpose lane is a standard traffic lane on a highway or roadway that is open to all vehicles, regardless of occupancy or type and are available for use by any driver at any time.
- **GP Lane Volume:** The number of vehicles passing a point on a general-purpose lane per hour.
- **Peak Traffic:** The most congested location on the express lane at the most congested time.
- **Restricted Access:** Areas where double white lines separate express lanes from GP lanes.
- **Speed Differential:** The difference between the express lane speed and the GP lane speed.

Glossary of Acronyms and Terms, continued, 3

Express Lane Trip Types

- **Clean Air Vehicle (CAV):** A vehicle that meets specific emissions standards and receives a sticker designation for permitted use in applicable HOV lanes.
- **HOV2:** High Occupancy Vehicle (HOV) in which two persons are in a single vehicle.
- **HOV3+:** High Occupancy Vehicle (HOV) in which three or more persons are in a single vehicle.
- **LP Read/ Lic Plate:** A vehicle validated to have a FasTrak account by matching the image of the vehicle license plate to FasTrak account data.
- **SOV:** Single Occupancy Vehicle – a vehicle with just a driver.
- **Violations:** When no toll tag is present and no license plate attached to any FasTrak account is found associated for a vehicle going through the express lane.

Glossary of Acronyms and Terms, continued, 4

CHP Enforcement Categories

- **Double Line Citation:** A citation issued to a vehicle illegally entering or exiting an express lane by crossing over double white highway lines.
- **Occupancy Citation:** A citation issued to a vehicle incorrectly stating the amount of persons inside the vehicle or choosing the incorrect switch for the FasTrak Flex tag.
- **Other Citation:** A citation associated with a violation of express lane or highway usage other than HOV violations or double line citations. These can include CAV sticker violations, speeding, an unlicensed driver, illegal window tinting, cellphone usage, and other examples.
- **Other Enforcement Contact (E/C):** An enforcement contact not specifically associated with improper express lane or highway usage but that requires CHP action. This could include making an unexpected arrest for someone inside the vehicle with a warrant.
- **Verbal Warning:** No citation given, but a CHP officer has made contact and pulled a vehicle over to speak with them.

For more information, visit:
expresslanes.511.org or [MTC's express lanes page](https://mtc.ca.gov/operations/traveler-services/bay-area-express-lanes)
(<https://mtc.ca.gov/operations/traveler-services/bay-area-express-lanes>).

