

# BAIFA Express Lanes Operations Report

1<sup>st</sup> Quarter 2026: January – March

I-80 Solano Express Lanes

I-680 Contra Costa Express Lanes

I-880 Express Lanes



Bay Area Infrastructure Financing Authority Network and Operations Committee  
June 12, 2026

# BAIFA Express Lanes Network

BAIFA's Express Lanes network includes **118 lane miles of express lanes.**

Express Lanes Corridor	Opening Date	Length (miles)
<b>I-80 Solano</b>	12/16/25	18 mi. EB 18 mi. WB
<b>I-680 Contra Costa</b>	10/3/17	11 mi. NB 25 mi. SB
<b>I-880 Alameda</b>	10/2/20	20 mi. NB 26 mi. SB

The goals of Express Lanes are to:

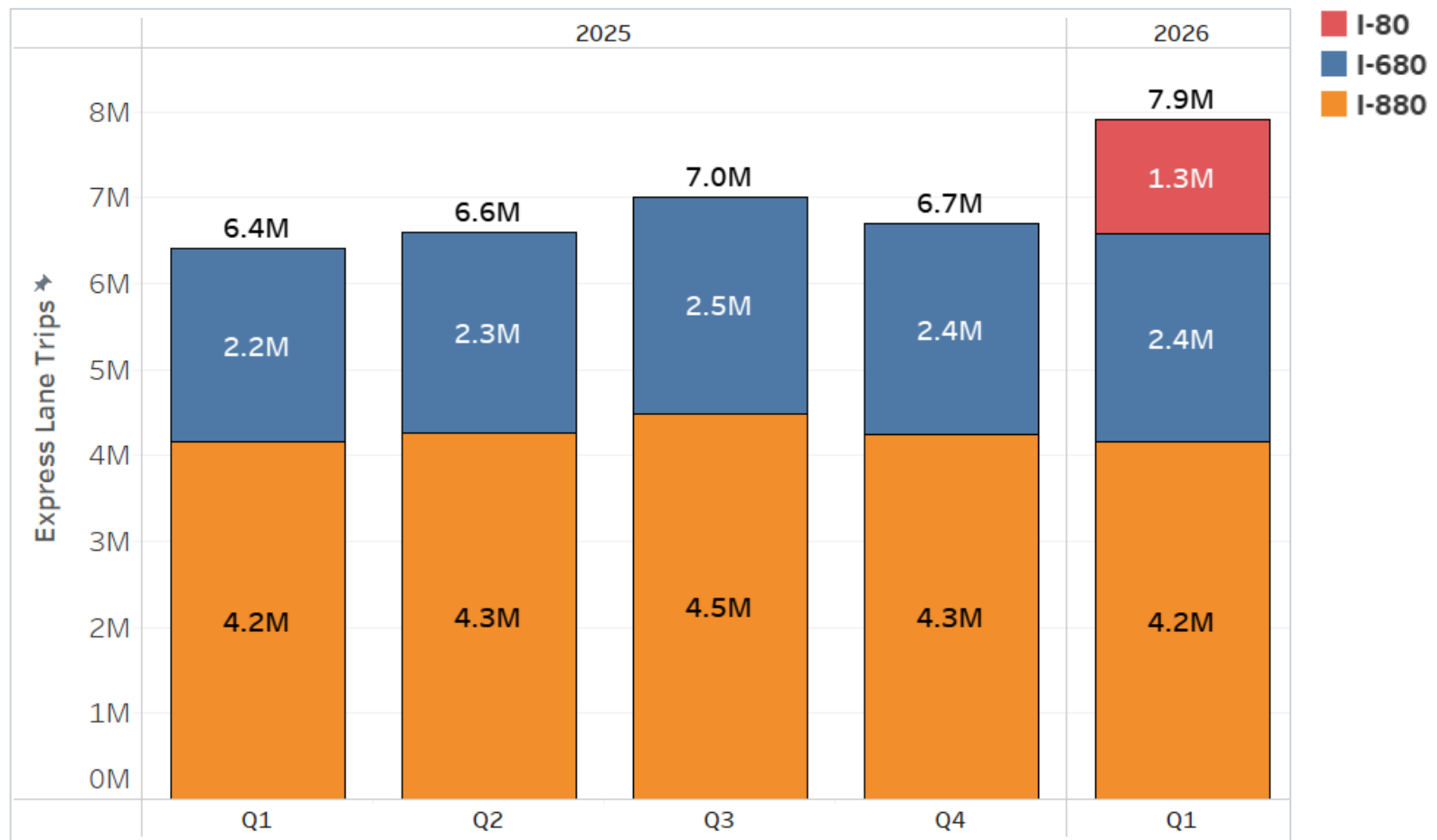
- Provide drivers choice for more reliable trips,
- Encourage carpooling and transit ridership,
- Increase person throughput, and
- Use HOV lane capacity effectively.



## Weekday Total Express Lane Trips

Approximately **8 million** weekday express lane trips were made in Q1 2026.\*

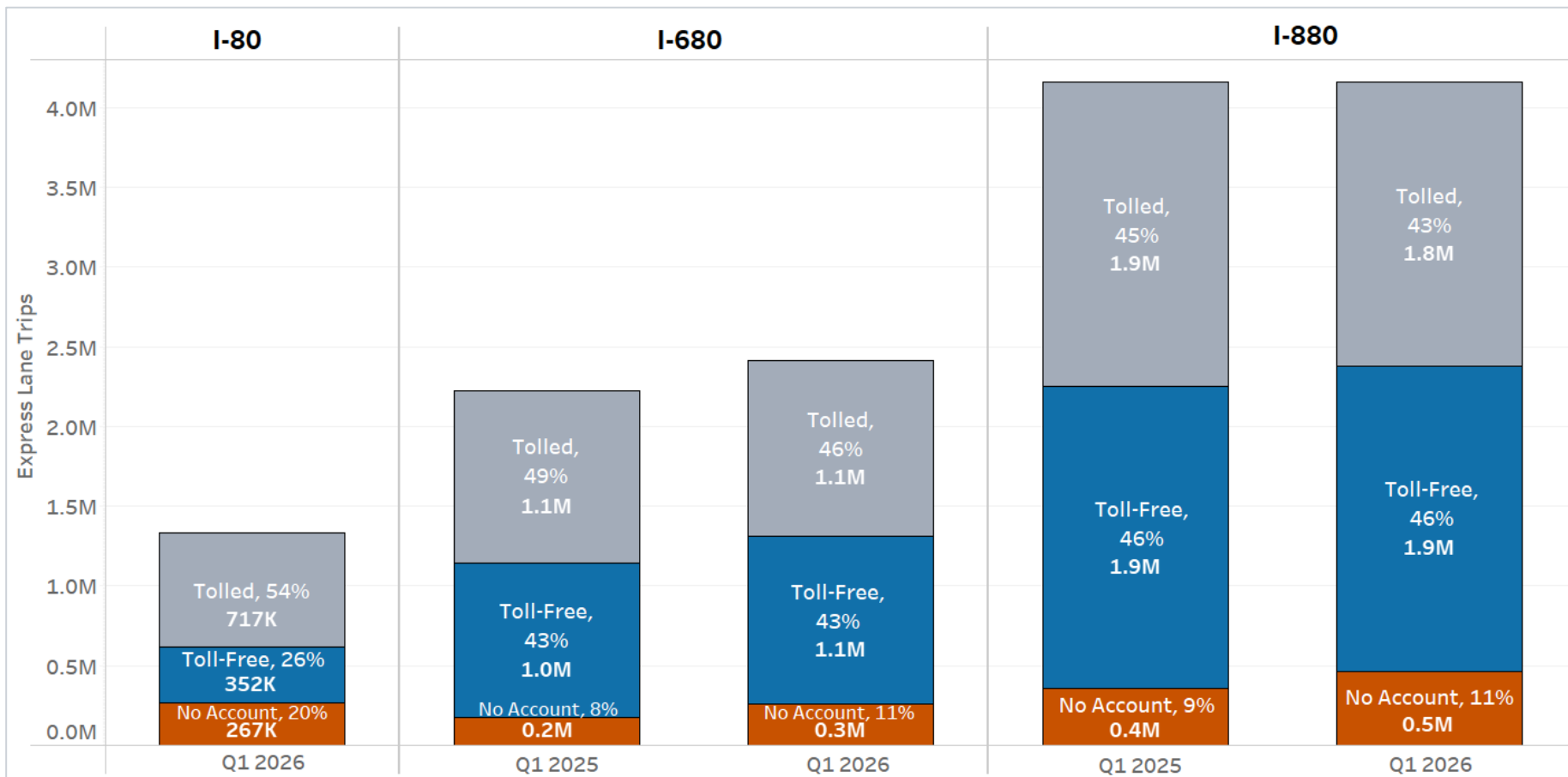
Excluding the I-80 Express Lanes, weekday network trips **increased 3%** from a year ago (Q1 2025).



\* There were **63** weekday express lane operating days in Q1 2026, the same as Q1 2025.

# Weekday Trip Type Distribution

In Q1 2026, the share of I-80 weekday toll-free trips was **26%**, while the share incurring a toll was **54%**, and the share of trips made without a FasTrak account\* was **20%\*\***. The share of I-680 toll-free trips was **43%**, while the share incurring a toll was **46%**. The share of I-880 toll-free trips was **46%**, while the share incurring a toll was **43%**. Data from a year ago (Q1 2025) is shown for comparison.



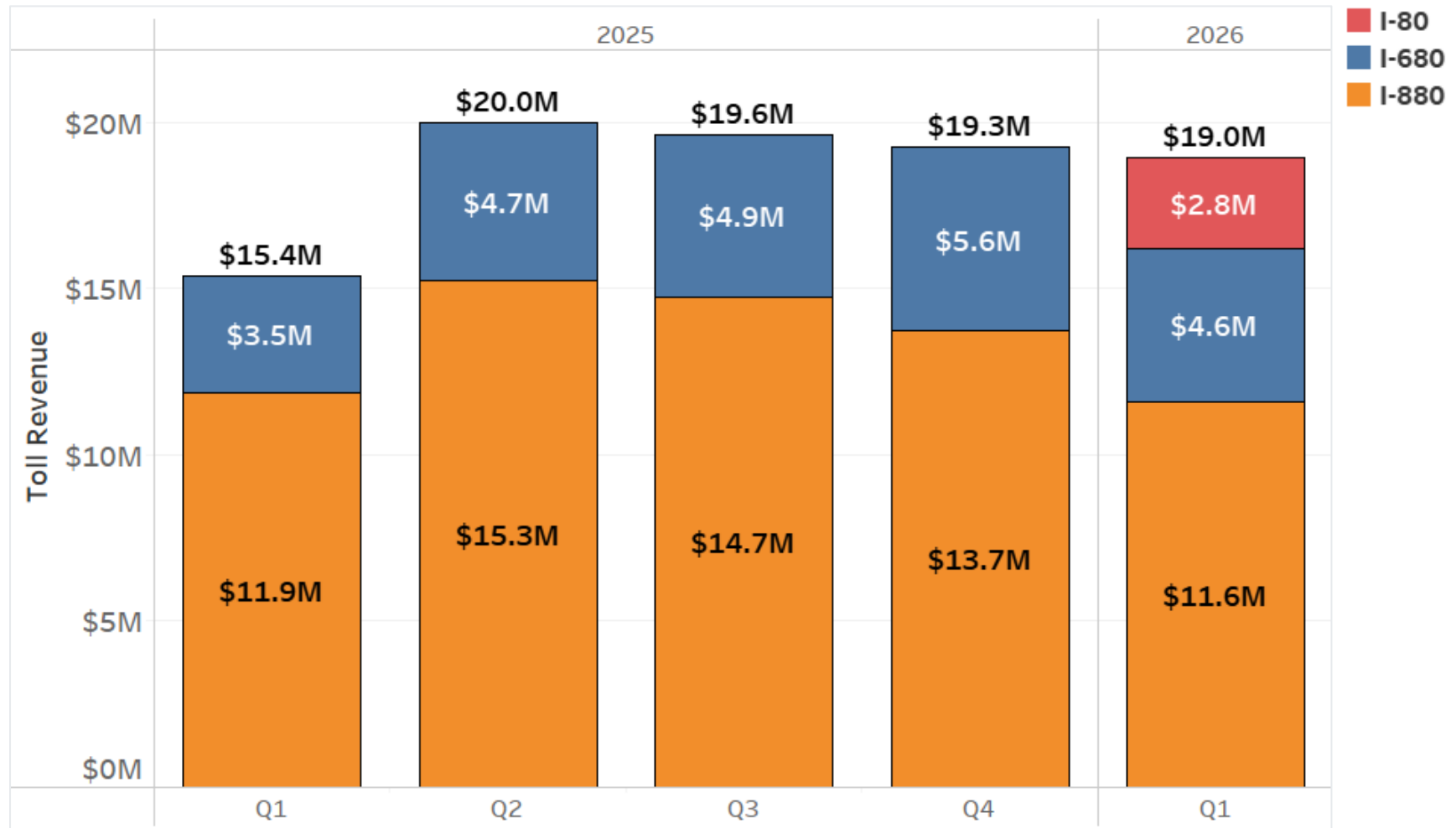
\* Trips made without a FasTrak account are invoiced for the toll and a penalty using license plate records.

\*\* This relatively high share is a result of the lane recently opening. It is consistent with data from the early quarters after opening other express lanes. BAIFA offered a “grace period” on I-80 from December 16, 2025 to February 28, 2026 so drivers would not receive penalties for not having a FasTrak account.

# Toll Revenue

In Q1 2026, about **\$19 million\*** toll revenue was collected from FasTrak accounts across BAIFA's express lanes network.

Excluding the I-80 Express Lanes, toll revenue **increased 5%** from a year ago.



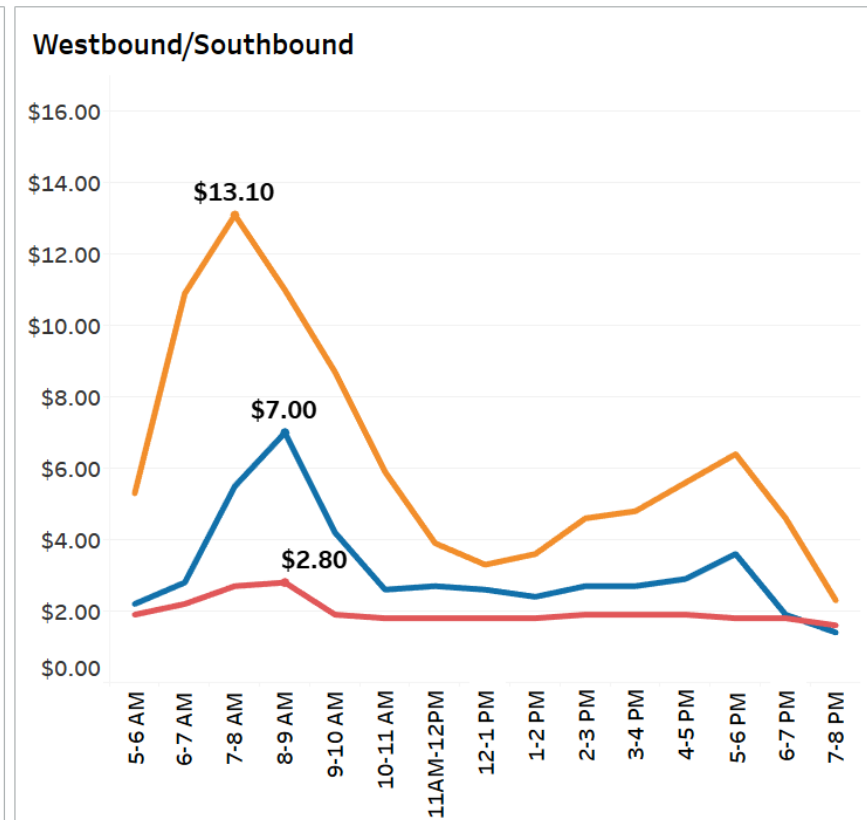
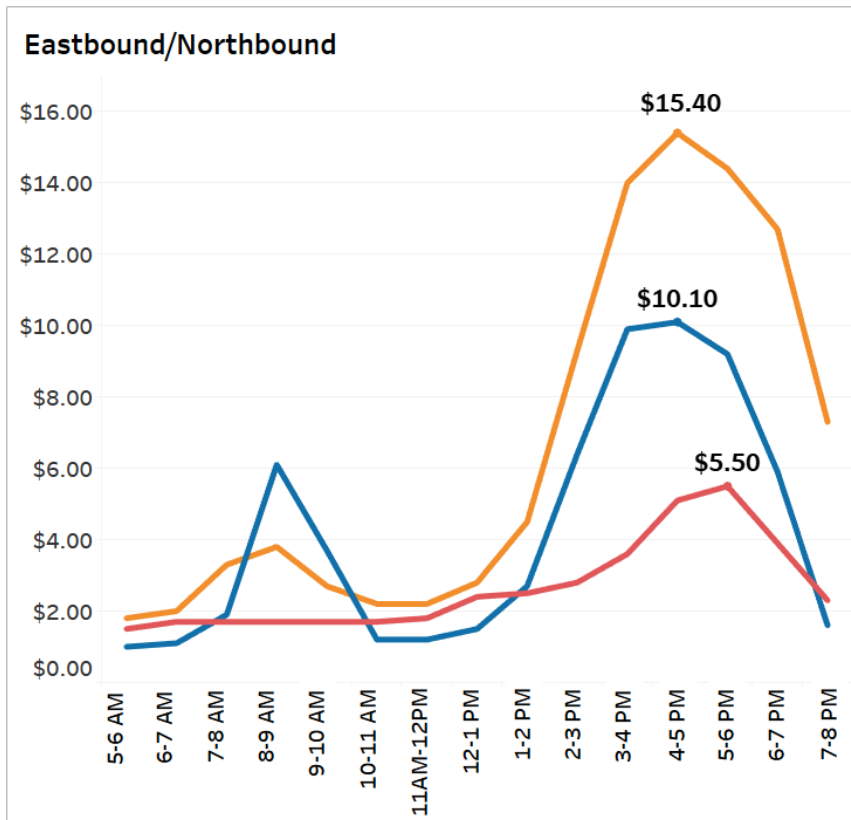
\* I-80 toll revenue includes weekday and weekend toll revenue and does not include penalty revenue.

## Weekday Average Hourly Tolls

Average hourly tolls are the average non-discounted toll paid per trip during a given hour and vary based on traffic conditions and trip distance.

For all BAIFA Express Lanes, the minimum toll is \$0.75.

■ I-80 ■ I-680 ■ I-880



## Weekend

# Total Express Lane Trips and Average Daily Trips

Approximately **634,000** weekend express lane trips (paid and toll-free trips) were made in Q1 2026. Weekend trips were **32% of all I-80 express lane trips** in Q1 2026.

Approximately **24,404** weekend average daily express lane trips were made in Q1 2026. Compared to weekdays, **15% more** average daily trips were made on weekends.

Blank	Total EL Trips	Operating Days	Average Daily Trips
<b>I-80 Weekend</b>	634,493	26	24,404
<b>I-80 Weekday</b>	1,335,148	63	21,193

# Weekend Average Hourly Tolls

Average hourly tolls are the average non-discounted toll paid per trip during a given hour and vary based on traffic conditions and trip distance.

For all BAIFA Express Lanes, the minimum toll is \$0.75.

■ Saturday 
 ■ Sunday 
 ■ Weekdays (Mon-Fri)

