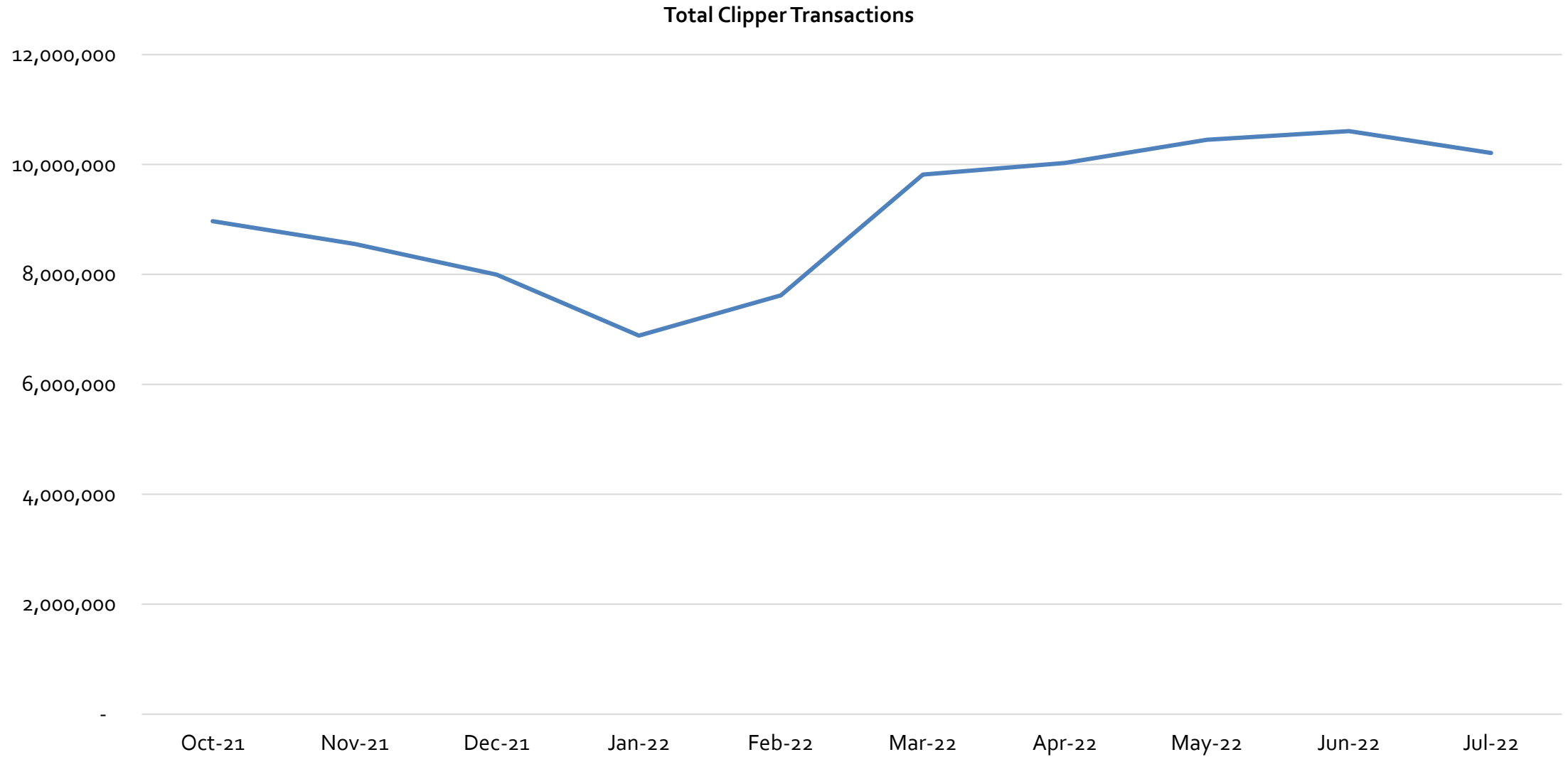




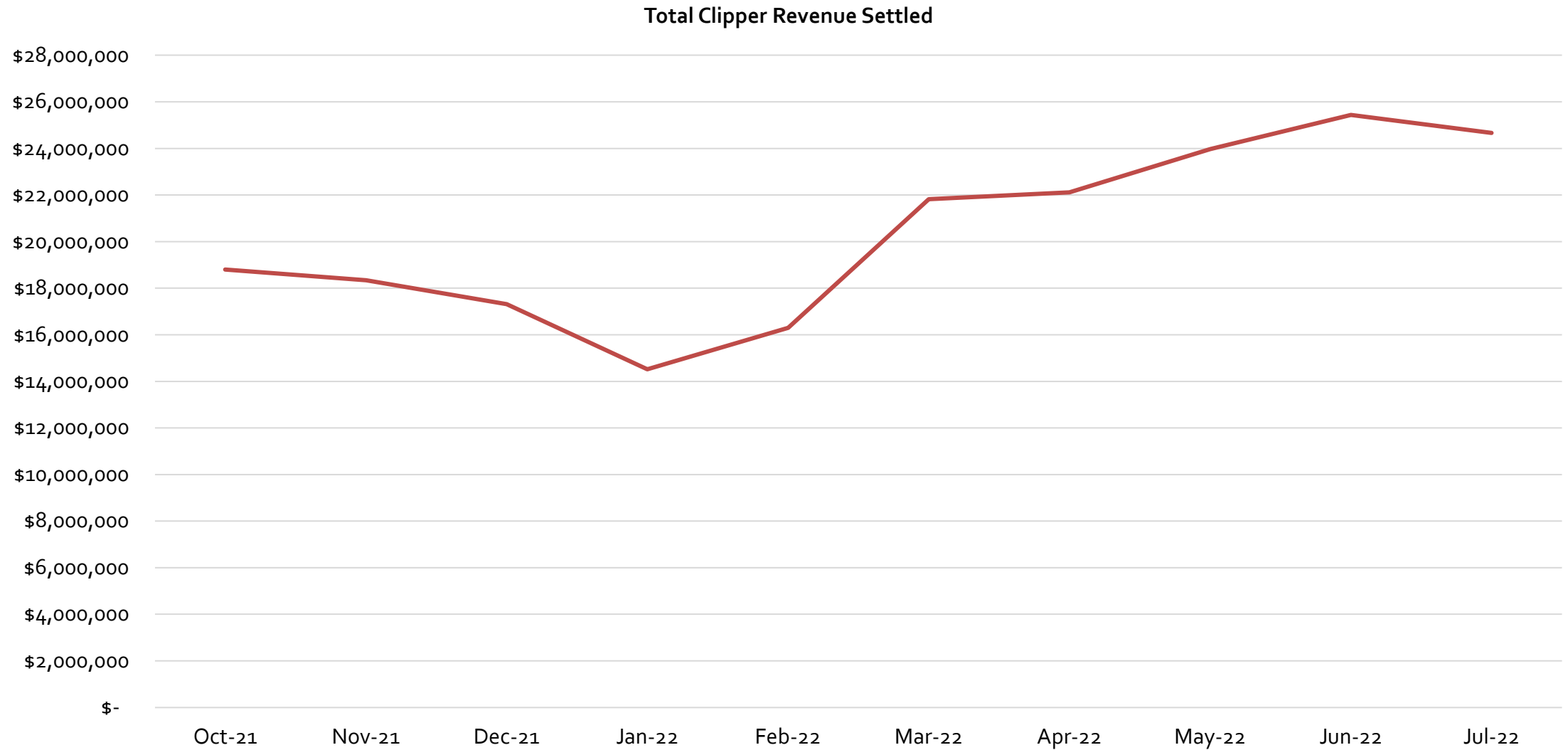
# Clipper® System Transaction and Revenue & Mobile App Performance and Usage

Charts and Figures  
Clipper Executive Board  
August 15, 2022

# Total Clipper Transactions



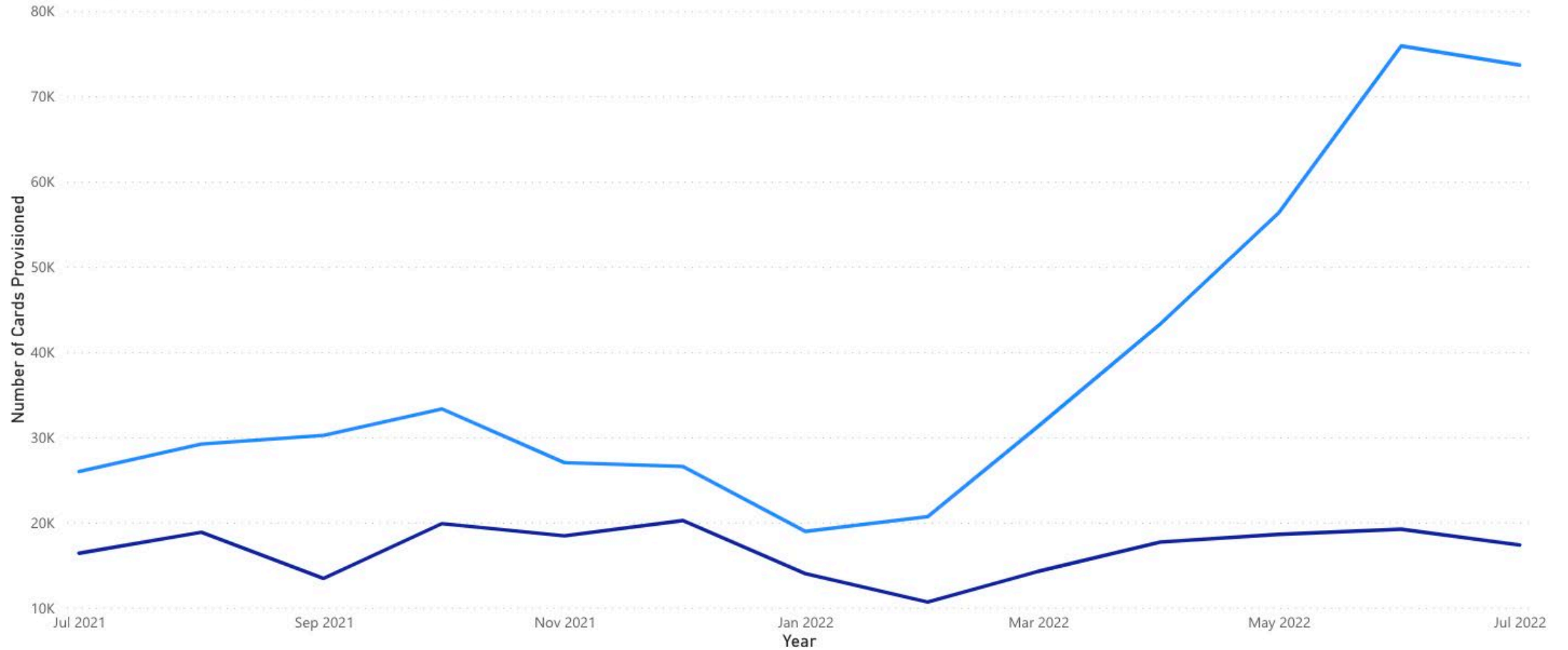
# Total Clipper Revenue Settled



# Number of Mobile Cards Provisioned by Year, Month, and Transaction Type

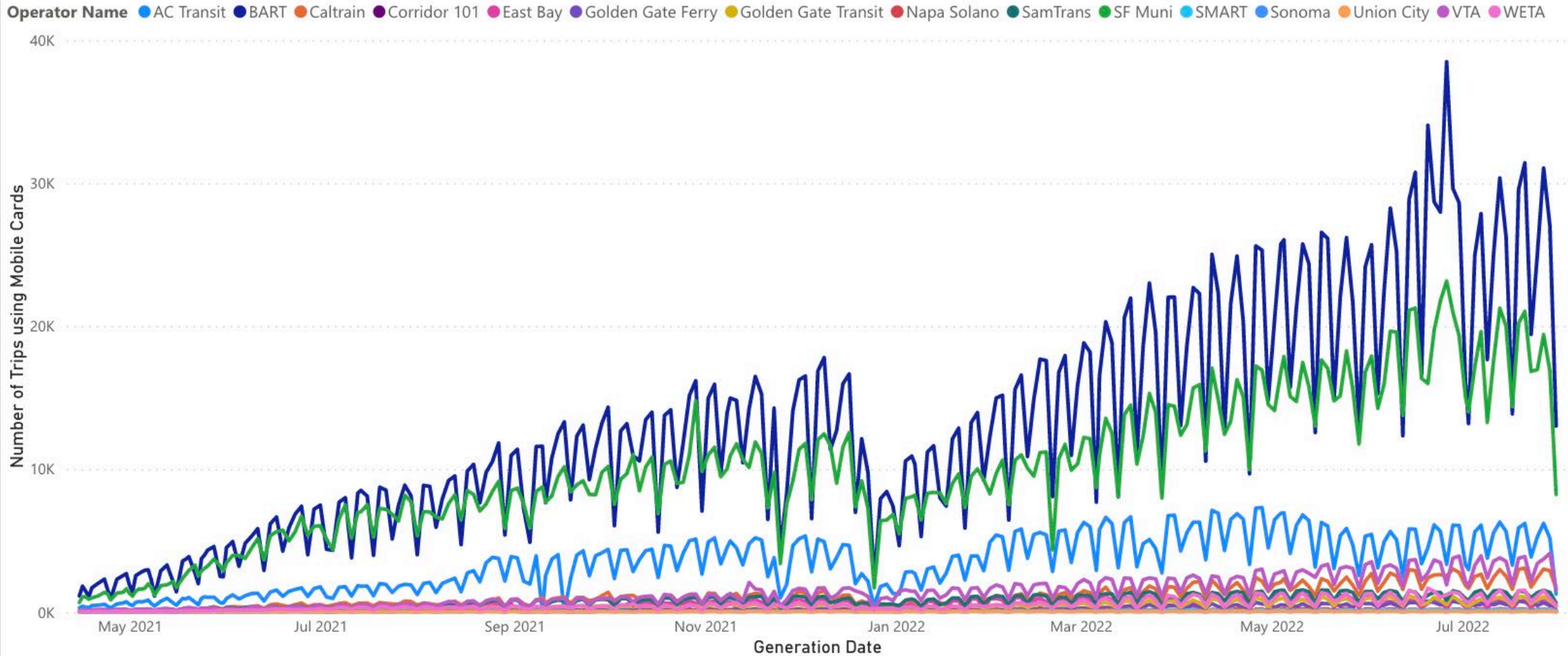
Number of Cards Provisioned by Year, Month and Transaction Type

Transaction Type ● New Card Issue ● Physical to Mobile Migration



# Number of Trips Made with Mobile Cards by Generation Date and Operator Name

Number of Trips made with Mobile Cards by Generation Date and Operator Name



# Number of Trips Using Mobile Cards, Number of Clipper Trips, and Percent Mobile Card Trips for Each Operator since April 2021 & Just July 2022

## Since April 2021 Launch

Operator Name	Number of Trips using Mobile Cards	Number of Clipper Trips	Percent Mobile Card Trips
AC Transit	1,650,206	14,487,854	11.39%
BART	6,165,837	42,741,325	14.43%
Caltrain	526,815	2,221,741	23.71%
Corridor 101	18,601	115,169	16.15%
East Bay	215,612	1,831,667	11.77%
Golden Gate Ferry	117,638	709,644	16.58%
Golden Gate Transit	206,316	1,044,763	19.75%
Napa Solano	45,087	331,657	13.59%
SamTrans	379,104	3,848,836	9.85%
SF Muni	4,734,118	37,039,068	12.78%
SMART	30,650	287,751	10.65%
Sonoma	6,839	37,279	18.35%
Union City	12,733	133,682	9.52%
VTA	664,521	7,941,628	8.37%
WETA	244,361	943,634	25.90%
<b>Total</b>	<b>15,018,438</b>	<b>113,715,698</b>	<b>13.21%</b>

## Just July 2022

Operator Name	Number of Trips using Mobile Cards	Number of Clipper Trips	Percent Mobile Card Trips
AC Transit	151,185	946,997	15.96%
BART	734,191	3,469,409	21.16%
Caltrain	74,404	216,778	34.32%
Corridor 101	1,721	8,870	19.40%
East Bay	17,924	113,009	15.86%
Golden Gate Ferry	18,447	95,570	19.30%
Golden Gate Transit	24,374	86,386	28.22%
Napa Solano	4,831	24,448	19.76%
SamTrans	38,799	262,226	14.80%
SF Muni	537,276	2,778,156	19.34%
SMART	4,255	28,286	15.04%
Sonoma	849	3,463	24.52%
Union City	1,149	8,118	14.15%
VTA	95,479	634,365	15.05%
WETA	31,818	92,965	34.23%
<b>Total</b>	<b>1,736,702</b>	<b>8,769,046</b>	<b>19.80%</b>

