

# **SENATE BILL 1 (SB1) COMPETITIVE PROGRAMS BAY AREA NOMINATIONS**

Proposed Projects for Regional Submittal

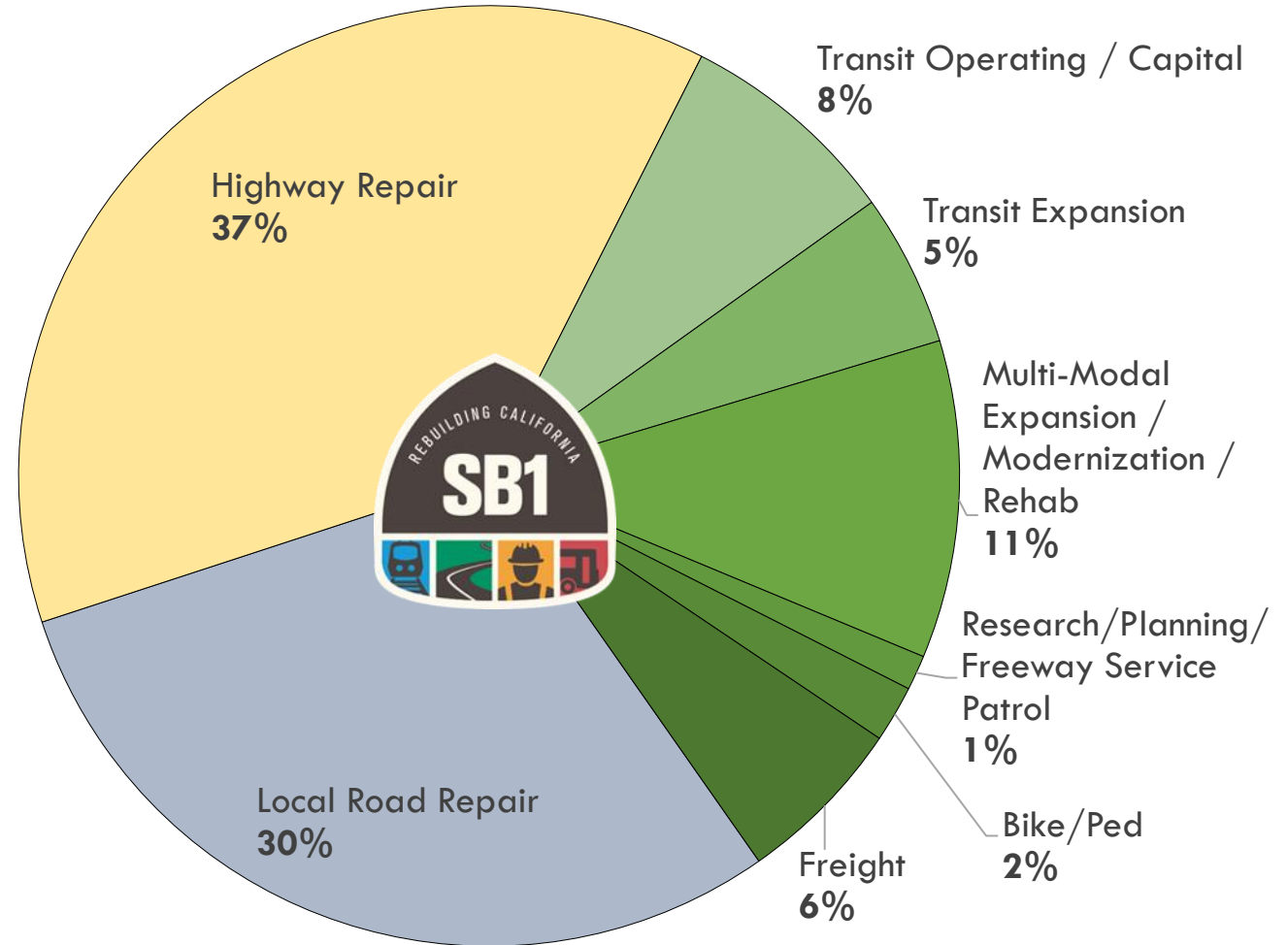
# Senate Bill 1 (SB 1) Overview

## Road Repair and Accountability Act of 2017

Signed into law  
April 28, 2017

**\$54 billion**  
over 10 years

Formula and competitive  
programs



# SB 1 Competitive Programs – Cycle 3

## Solutions for Congested Corridors (SCC)



- ❖ \$494 million this cycle (2 years)
- ❖ Reduce congestion in key corridors
- ❖ Focus: projects in statute, congestion and greenhouse gas (GHG) emission reduction and CAPTI focus, equity, early deliverability

## Trade Corridor Enhancement Program (TCEP)

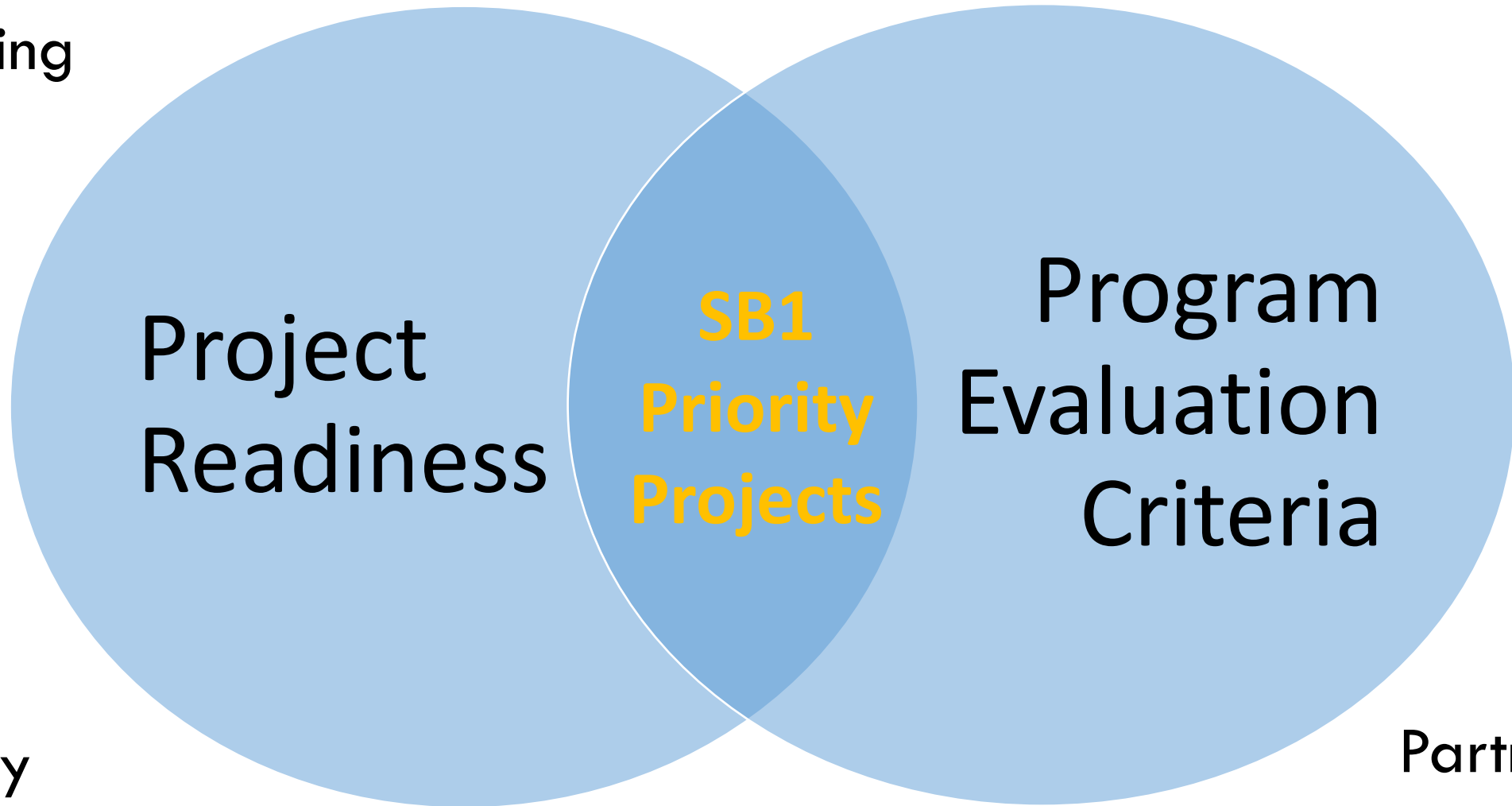


- ❖ \$1,051 million this cycle (2 years)
- ❖ Combines SB 1, federal funds
- ❖ Divided into Caltrans and regional pots
- ❖ Focus: Regional Goods Movement Plan, GHG emission reduction, equity, early delivery

# SB1 PROJECT PRIORITIZATION

Funding

CAPTI



Project  
Readiness

**SB1  
Priority  
Projects**

Program  
Evaluation  
Criteria



Equity

Partnership



# PROGRAMS

## SB1 Competitive Programs

Acronym	Program	MTC Cycles 1&2 Performance
<b>SCC</b>	 Solutions for Congested Corridors	30%
<b>TCEP</b>	 Trade Corridor Enhancement Program	17%
<b>LPP-C</b>	 Local Partnership Competitive Program	32%

Note: MTC Target: 20%-30%

# ADOPTED PRIORITIZATION PRINCIPLES (APR '22)



## SCC Principles

**Projects listed in SB1 legislation**

**Address mobility in key congested corridors**

**Reduces Greenhouse Gas (GHG) Emissions/  
Advances CAPTI**

**Demonstrates Benefit to EPCs**

**Deliverability by FY24-25 & Leveraging/Full Funding**

**Partnership: Caltrans Joint-Nomination**



## TCEP Principles

**Address mobility in key freight corridors**

**Address community impacts from freight corridors/  
Advances CAPTI**

**Demonstrates Benefit to EPCs**

**Deliverability by FY24-25 & Leveraging/Full funding**

**Partnership (including with Caltrans)**



# Proposed Nominations Solutions for Congested Corridors – Tier 1

MTC Proposed Nominations (\$494 million statewide)

\$, in millions

#	Sponsor	Tier 1 Project	SCC Request	Listed in SB1	Congestion	GHG, CAPTI, Equity	Deliverability/ Leverage	Caltrans D4 Nominated
1	ACTC	East Bay Greenway Multimodal Ph 1	\$60		High	High	Med	✓
2	VTA	US-101 Silicon Valley Express Lanes Ph 5	\$75	✓	High	Med	Med	✓
3	Caltrain	Caltrain Electrification Signal System Project (2SC)	\$45	✓	High	Med-High	High	
4	MTC	SR-37 Sears Pt to Mare Is Improvements*	\$65		High	Med	Med	✓
5	MTC	Bay Skyway/ Treasure Isl EV Ferry Ph 1	\$60		High	Med	Low	✓
<b>Total Tier 1 Request</b>			<b>\$305</b>					<i>* Also requesting TCEP</i>

→ Tier 1 represents 62% of available statewide funding

# Proposed Nominations Solutions for Congested Corridors – Tier 2

MTC Proposed Nominations (\$494 million statewide)

\$, in millions

Total may not add up due to rounding

#	Sponsor	Tier 2 Project	SCC Request	Listed in SB1	Congestion	GHG, CAPTI, Equity	Deliverability/ Leverage	Caltrans D4 Nominated
6	SMART	Windsor Rail System Extension	\$30	✓	Low	Low	High	✓
7	Caltrain	Battery EMU Expansion (for service south of Tamien Station) Project	\$45		Med-Low	Med	Med-Low	✓
8	SFMTA	Train Control Upgrade Project (TCUP)	\$31		Med	Med	Med	
9	SMCTA/ CCAG	US-101/SR-92 Area Improvements and Multimodal Project	\$40		High	Low	Low	✓
<b>Total Tier 2 Request</b>			<b>\$145</b>	<i>Tier 2 conditioned on Caltrans Not Nominating project</i>				

→ Tiers 1+2 represent 91% of available statewide funding





# Proposed Nominations Trade Corridor Enhancement Program

MTC Proposed Nominations (\$1.05 billion statewide)

\$, in millions

Sorted by County, not ranked

Sponsor	Project	TCEP Request	Key Freight Corridor	Address Community Impacts	CAPTI, Equity	Deliverability/ Leverage	Caltrans D4 Nominated	
ACTC	I-880 Interchange Imps (Whipple/Indust)	\$42	✓		✓	✓		
ACTC	Rail Safety Enhancement Program (Ph A)	\$25	✓	✓	✓	✓	✓	
Port/Oakland	Green Power Microgrid Project	\$60	✓	✓	✓	✓	✓	
CCTA	I-80 San Pablo Dam Rd Ph 2 (Precon)	\$24	✓		✓	✓	✓	
MTC	SR-37 Sears Pt-Mare Isl Imp Project*	\$85	✓		✓	✓	✓	
Redwood City	101/Woodside IC/Port Access (Precon)	\$25	✓		✓	✓	✓	
VTA	101/25 Santa Teresa Extension (Precon)	\$4	✓			✓		
STA	I-80 WB Cordelia Truck Scales	\$109	✓		✓	✓	✓	
		<b>\$375</b>						<i>* Also requesting SCC</i>

# SB1 Competitive Programs

## Solutions for Congested Corridors (SCC) – Red on map

### Tier 1

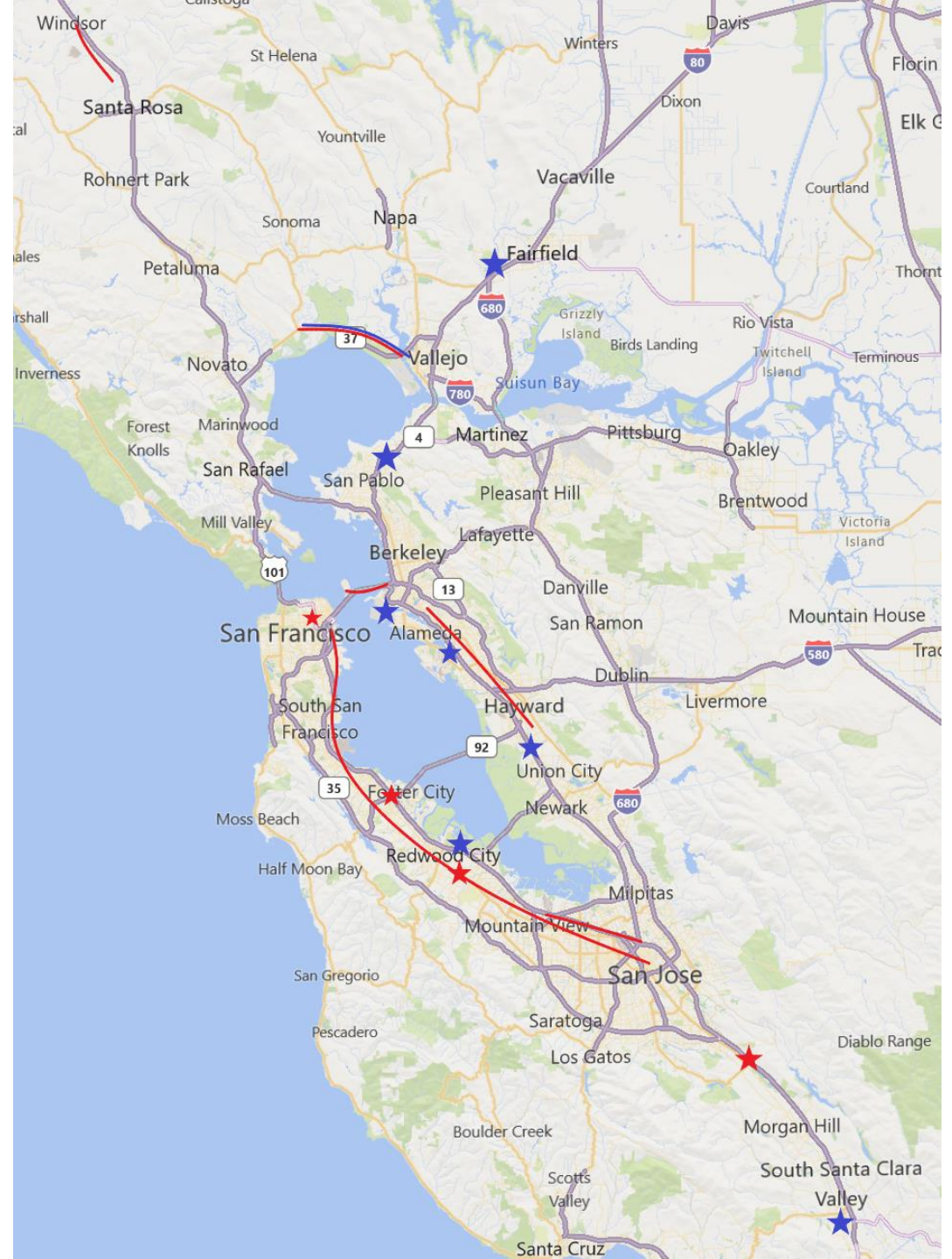
- 5 projects, \$305 million

### Tier 2

- 4 projects, \$145 million

## Trade Corridor Enhancement Program (TCEP) – Blue on map

8 projects, \$375 million



# Issues for Consideration

## Funding Plans

- RM3 not allowed in funding plan unless an alternate back-up source is identified and LONP pursued.
- Sponsors examining other funding opportunities; final requested amounts may be less.

## Program Schedule

- State guidelines are not finalized. Final Guidelines are expected to be adopted at the August CTC meeting.
- Application due dates not yet set- expected to be late November or early December 2022.

## State Priorities

- Cycle 3 is the first SB1 cycle after State's CAPTI adoption.
- It is unclear how the State will balance projects that benefit the original goals of the SCC program with those of CAPTI, and how certain Bay Area projects will compete.



# Recommendation

*Refer to the Commission  
MTC Resolution Nos. 4533  
and 4534, and forward to the  
California Transportation  
Commission*

